

17 – 20 March 2016

OFFICIAL RESULTS BOOK

MONTICHIARI, ITALY

2016

LIST OF COMMUNIQUÉS
Thursday 17th March / Jeudi 17 Mars

	Start	Results	Classification
Technical Officials		1A	
Official Schedule		2A	
Nations list		3	
Entry List		4B	
Antidoping		5	
Technical Informations		6	
Classifications Communiqué		7	
W C-2 3 km Individual Pursuit Qualification	8	18	
W C-3 3 km Individual Pursuit Qualification	9	20	
M C-1 3 km Individual Pursuit Qualification	10	22	
M C-2 3 km Individual Pursuit Qualification	11A	24A	
M C-3 3 km Individual Pursuit Qualification	12	26A	
W C-5 500 m Time Trial Final	13	28	
W C-4 500 m Time Trial Final	14B	29	
M C-5 1 km Time Trial Final	15	30	
M C-4 1 km Time Trial Final	16	31A	
W C-1 3 km Individual Pursuit Final	17	32	33
W C-2 3 km Individual Pursuit Final	19	34	35
W C-3 3 km Individual Pursuit Final	21	36	37
M C-1 3 km Individual Pursuit Final	23	38	39
M C-2 3 km Individual Pursuit Final	25	40	41
M C-3 3 km Individual Pursuit Final	27	42	43
Commissaires Decisions		44	
Classifications Communiqué		55	

Friday 18th March / Vendredi 18 Mars

W B 3 km Individual Pursuit Qualification	45	56	
M B 4 km Individual Pursuit Qualification	46A	58	
W C-1 500 m Time Trial Final	47	60	
W C-2 500 m Time Trial Final	48B	61	
W C-3 500 m Time Trial Final	49	62	
M C-1 1 km Time Trial Final	50	63	
M C-2 1 km Time Trial Final	51	64	
M C-3 1 km Time Trial Final	52	65	
W B 3 km Individual Pursuit Final	57	66	67
M B 4 km Individual Pursuit Final	59	68	69
W C1-2-3 10 km Scratch Race Final	53	70	
M C1-2-3 10 km Scratch Race Qualification	54C	71	
Commissaires Decisions		73	
Classifications Communiqué		74	

Saturday 19th March / Samedi 19 Mars

W C-4 3 km Individual Pursuit Qualification	75	83	
W C-5 3 km Individual Pursuit Qualification	76	85	
M C-4 4 km Individual Pursuit Qualification	77	87	
M C-5 4 km Individual Pursuit Qualification	78	89	
W C-4 3 km Individual Pursuit Final	84	91	92
W C-5 3 km Individual Pursuit Final	86	93	94
M C-4 4 km Individual Pursuit Final	88	95	96
M C-5 4 km Individual Pursuit Final	90	97	98
W B 1 km Time Trial Final	79	99	
M B 1 km Time Trial Final	80	100	
W C4-5 10 km Scratch Race Final	81	101	
M C4-5 10 km Scratch Race Qualification	82	102	
Commissaires Decisions		104	

Sunday 20th March / Dimanche 20 Mars

W B 200 m Sprint Qualification	105	108	
M B 200 m Sprint Qualification	106A	110	
M/W C1-5 750 m Team Sprint Qualification	107	112	
W B 200 m Sprint 1/4 Final 1 st heat	109	114	
M B 200 m Sprint 1/4 Final 1 st heat	111	117	
M C1-3 15 km Scratch Race Final	72	120	
M C4-5 15 km Scratch Race Final	103	122	
W B 200 m Sprint 1/2 Final 1 st heat	115	128	
M B 200 m Sprint 1/2 Final 1 st heat	118	126	
M/W C1-5 750 m Team Sprint Final	113	124	125
W B 200 m Sprint 5 th - 8 th Place	116	130	
M B 200 m Sprint 5 th - 8 th Place	119	131	
W B 200 m Sprint Final 1 st heat	129	132	133
M B 200 m Sprint Final 1 st heat	127	134	135

Womens scratch race final classification by classes

121

Mens scratch race final classification by classes

123

Commissaires decisions

136

Nations Ranking

137

Medalist

138

World Record Broken

139

16.03.2016 - 2

**UCI TECHNICAL OFFICIALS****Commissaires Panel appointed by the UCI**

DIEDEREN Thierry	BEL	President
GASTOU Catherine	FRA	Secretary
ARCILA ECHEVERRY Hector Fabio	COL	UCI Commissaire
MAGIERA Christian	GER	UCI Commissaire
MATSUKURA Nobuhiro	JPN	UCI Commissaire
WATSON Paul	IRL	UCI Commissaire

Commissaires appointed by the National Federation

AROSIO Valerio	ITA	PATRIZI Luigi	ITA
BATELLI Bruno	ITA	RIGOLETTI Giacomo	ITA
BIANCHI Vincenza	ITA	SABBADINI Stefano	ITA
CASANA Gianmaria	ITA	SEMBIANTI Renata	ITA
MERELLI Elena	ITA		

UCI Staff, Classifiers, Delegate & Doctor

BELMAHI Mohamed	MAR	UCI Para-cycling Commission Président
BIFRARE Christopher	SUI	UCI Para-cycling coordinator
LARDIERI Tiziana	SUI	UCI Track and Para-cycling events coordinator
BARBEAU Louis	CAN	UCI Technical Delegate
JARVIS Chris	GBR	UCI Official Doctor
SANCHEZ PENARRUBIA Bernardo	ESP	Doping control officer
RICHARD Sylvain	CAN	UCI Timing Expert
MOORE Terrie	CAN	UCI Chief Classifier
KOPERA Kevin	USA	UCI Classifier
MOEN Erik	USA	UCI Classifier
STEELE-MILLS Joan	AUS	UCI Classifier
THIRIONET Laurent	FRA	UCI Classifier
VOUZA Aspa	GRE	UCI Classifier
WEBER-VARSZEGI Janos	SUI	UCI Classifier

THE COLLEGE OF COMMISSAIRES

Thursday 17 th March / Jeudi 17 Mars										
10:00 - 13:45	W	C-2	3 km Individual Pursuit	Qualification	F	C-2	3 km Poursuite Individuelle	Qualifications	0:28:00	
	W	C-3	3 km Individual Pursuit	Qualification	F	C-3	3 km Poursuite Individuelle	Qualifications	0:21:00	
	M	C-1	3 km Individual Pursuit	Qualification	H	C-1	3 km Poursuite Individuelle	Qualifications	0:49:00	
	M	C-2	3 km Individual Pursuit	Qualification	H	C-2	3 km Poursuite Individuelle	Qualifications	1:03:00	
	M	C-3	3 km Individual Pursuit	Qualification	H	C-3	3 km Poursuite Individuelle	Qualifications	1:03:00	
15:00 - 20:45	W	C-5	500 m Time Trial	Final	F	C-5	500 m Contre-la-Montre	Finale	0:22:30	
	W	C-4	500 m Time Trial	Final	F	C-4	500 m Contre-la-Montre	Finale	0:30:00	
	M	C-5	1 km Time Trial	Final	H	C-5	1 km Contre-la-Montre	Finale	0:52:30	
	M	C-4	1 km Time Trial	Final	H	C-4	1 km Contre-la-Montre	Finale	1:10:00	
	<i>Opening Ceremony</i>				<i>Cérémonie d'Ouverture</i>				0:30:00	
	<i>Award Ceremonies</i>				<i>Cérémonies Protocolaires</i>				0:24:00	
	W	C-1	3 km Individual Pursuit	Final	F	C-1	3 km Poursuite Individuelle	Finale	0:14:00	
	W	C-2	3 km Individual Pursuit	Final	F	C-2	3 km Poursuite Individuelle	Finale	0:14:00	
	W	C-3	3 km Individual Pursuit	Final	F	C-3	3 km Poursuite Individuelle	Finale	0:14:00	
	M	C-1	3 km Individual Pursuit	Final	H	C-1	3 km Poursuite Individuelle	Finale	0:14:00	
M	C-2	3 km Individual Pursuit	Final	H	C-2	3 km Poursuite Individuelle	Finale	0:14:00		
M	C-3	3 km Individual Pursuit	Final	H	C-3	3 km Poursuite Individuelle	Finale	0:14:00		
<i>Award Ceremonies</i>				<i>Cérémonies Protocolaires</i>				0:36:00		
Friday 18 th March / Vendredi 18 Mars										
10:00 - 13:45	W	B	3 km Individual Pursuit	Qualification	F	B	3 km Poursuite Individuelle	Qualifications	0:35:00	
	M	B	4 km Individual Pursuit	Qualification	H	B	4 km Poursuite Individuelle	Qualifications	1:17:00	
	W	C-1	500 m Time Trial	Final	F	C-1	500 m Contre-la-Montre	Finale	0:02:30	
	W	C-2	500 m Time Trial	Final	F	C-2	500 m Contre-la-Montre	Finale	0:20:00	
	W	C-3	500 m Time Trial	Final	F	C-3	500 m Contre-la-Montre	Finale	0:12:30	
	M	C-1	1 km Time Trial	Final	H	C-1	1 km Contre-la-Montre	Finale	0:49:00	
	<i>Award Ceremonies</i>				<i>Cérémonies Protocolaires</i>				0:24:00	
	15:00 - 18:50	M	C-2	1 km Time Trial	Final	H	C-2	1 km Contre-la-Montre	Finale	1:03:00
		M	C-3	1 km Time Trial	Final	H	C-3	1 km Contre-la-Montre	Finale	0:59:30
		W	B	3 km Individual Pursuit	Final	F	B	3 km Poursuite Individuelle	Finale	0:14:00
M		B	4 km Individual Pursuit	Final	H	B	4 km Poursuite Individuelle	Finale	0:14:00	
<i>Award Ceremonies</i>				<i>Cérémonies Protocolaires</i>				0:24:00		
W		C1-2-3	10 km Scratch Race	Final	F	C1-2-3	10 km Scratch	Finale	0:15:00	
M		C1-2-3	10 km Scratch Race	Qualification	H	C1-2-3	10 km Scratch	Qualification	0:30:00	
<i>Award Ceremonies</i>				<i>Cérémonies Protocolaires</i>				0:06:00		
Saturday 19 th March / Samedi 19 Mars										
10:00 - 13:10		W	C-4	3 km Individual Pursuit	Qualification	F	C-4	3 km Poursuite Individuelle	Qualifications	0:42:00
	W	C-5	3 km Individual Pursuit	Qualification	F	C-5	3 km Poursuite Individuelle	Qualifications	0:35:00	
	M	C-4	4 km Individual Pursuit	Qualification	H	C-4	4 km Poursuite Individuelle	Qualifications	1:03:00	
	M	C-5	4 km Individual Pursuit	Qualification	H	C-5	4 km Poursuite Individuelle	Qualifications	0:49:00	
15:00 - 19:40	W	C-4	3 km Individual Pursuit	Final	F	C-4	3 km Poursuite Individuelle	Finale	0:14:00	
	W	C-5	3 km Individual Pursuit	Final	F	C-5	3 km Poursuite Individuelle	Finale	0:14:00	
	<i>Award Ceremonies</i>				<i>Cérémonies Protocolaires</i>				0:12:00	
	M	C-4	4 km Individual Pursuit	Final	H	C-4	4 km Poursuite Individuelle	Finale	0:14:00	
	M	C-5	4 km Individual Pursuit	Final	H	C-5	4 km Poursuite Individuelle	Finale	0:14:00	
	W	B	1 km Time Trial	Final	F	B	1 km Contre-la-Montre	Finale	0:49:00	
	M	B	1 km Time Trial	Final	H	B	1 km Contre-la-Montre	Finale	1:27:30	
	<i>Award Ceremonies</i>				<i>Cérémonies Protocolaires</i>				0:24:00	
	W	C4-5	10 km Scratch Race	Final	F	C4-5	10 km Scratch	Finale	0:15:00	
	M	C4-5	10 km Scratch Race	Qualification	H	C4-5	10 km Scratch	Qualification	0:30:00	
<i>Award Ceremonies</i>				<i>Cérémonies Protocolaires</i>				0:06:00		
Sunday 20 th March / Dimanche 20 Mars										
09:00 - 13:45	W	B	200 m Sprint	Qualification	F	B	200 m Vitesse	Qualifications	0:25:00	
	M	B	200 m Sprint	Qualification	H	B	200 m Vitesse	Qualifications	0:47:30	
	M/W	C1-5	750 m Team Sprint	Qualification	H/F	C1-5	750 m Vitesse par Équipe	Qualifications	0:56:00	
	W	B	200 m Sprint	1/4 Final 1 st heat	F	B	200 m Vitesse	1/4 Finale 1 ^{ère} Manche	0:20:00	
	M	B	200 m Sprint	1/4 Final 1 st heat	H	B	200 m Vitesse	1/4 Finale 1 ^{ère} Manche	0:20:00	
	W	B	200 m Sprint	1/4 Final 2 nd heat	F	B	200 m Vitesse	1/4 Finale 2 ^{ème} Manche	0:20:00	
	M	B	200 m Sprint	1/4 Final 2 nd heat	H	B	200 m Vitesse	1/4 Finale 2 ^{ème} Manche	0:20:00	
	W	B	200 m Sprint	1/4 Final 3 rd heat (i.r.)	F	B	200 m Vitesse	1/4 Finale 3 ^{ème} Manche (év.)	0:10:00	
	M	B	200 m Sprint	1/4 Final 3 rd heat (i.r.)	H	B	200 m Vitesse	1/4 Finale 3 ^{ème} Manche (év.)	0:10:00	
	M	C1-3	15 km Scratch Race	Final	H	C1-3	15 km Scratch	Finale	0:22:00	
	M	C4-5	15 km Scratch Race	Final	H	C4-5	15 km Scratch	Finale	0:20:00	
	<i>Award Ceremonies</i>				<i>Cérémonies Protocolaires</i>				0:12:00	
	15:00 - 17:50	W	B	200 m Sprint	1/2 Final 1 st heat	F	B	200 m Vitesse	1/2 Finale 1 ^{ère} Manche	0:10:00
		M	B	200 m Sprint	1/2 Final 1 st heat	H	B	200 m Vitesse	1/2 Finale 1 ^{ère} Manche	0:10:00
		M/W	C1-5	750 m Team Sprint	Final	H/F	C1-5	750 m Vitesse par Équipe	Finale	0:10:00
		W	B	200 m Sprint	1/2 Final 2 nd heat	F	B	200 m Vitesse	1/2 Finale 2 ^{ème} Manche	0:10:00
		M	B	200 m Sprint	1/2 Final 2 nd heat	H	B	200 m Vitesse	1/2 Finale 2 ^{ème} Manche	0:10:00
W		B	200 m Sprint	7 th - 8 th Place	F	B	200 m Vitesse	7 ^{ème} - 8 ^{ème} Places	0:05:00	
W		B	200 m Sprint	5 th - 6 th Place	F	B	200 m Vitesse	5 ^{ème} - 6 ^{ème} Places	0:05:00	
W		B	200 m Sprint	1/2 Final 3 rd heat (i.r.)	F	B	200 m Vitesse	1/2 Finale 3 ^{ème} Manche (év.)	0:10:00	
M		B	200 m Sprint	1/2 Final 3 rd heat (i.r.)	H	B	200 m Vitesse	1/2 Finale 3 ^{ème} Manche (év.)	0:10:00	
M		B	200 m Sprint	7 th - 8 th Place	H	B	200 m Vitesse	7 ^{ème} - 8 ^{ème} Places	0:05:00	
M		B	200 m Sprint	5 th - 6 th Place	H	B	200 m Vitesse	5 ^{ème} - 6 ^{ème} Places	0:05:00	
W		B	200 m Sprint	Final 1 st heat	F	B	200 m Vitesse	Finale 1 ^{ère} Manche	0:10:00	
M		B	200 m Sprint	Final 1 st heat	H	B	200 m Vitesse	Finale 1 ^{ère} Manche	0:10:00	
<i>Award Ceremonies</i>				<i>Cérémonies Protocolaires</i>				0:06:00		
W		B	200 m Sprint	Final 2 nd heat	F	B	200 m Vitesse	Finale 2 ^{ème} Manche	0:10:00	
M		B	200 m Sprint	Final 2 nd heat	H	B	200 m Vitesse	Finale 2 ^{ème} Manche	0:10:00	
W		B	200 m Sprint	Final 3 rd heat (i.r.)	F	B	200 m Vitesse	Finale 3 ^{ème} Manche (év.)	0:10:00	
M	B	200 m Sprint	Final 3 rd heat (i.r.)	H	B	200 m Vitesse	Finale 3 ^{ème} Manche (év.)	0:10:00		
<i>Award Ceremonies</i>				<i>Cérémonies Protocolaires</i>				0:12:00		

NATIONS LIST / LISTE DES NATIONS
As of 2016-03-16

Communiqué nr. 3

Code	Country Name	Nom du pays
ARG	Argentina	Argentine
AUS	Australia	Australie
AUT	Austria	Autriche
BEL	Belgium	Belgique
BRA	Brazil	Brésil
CAN	Canada	Canada
CHN	China	Chine
COL	Colombia	Colombie
CZE	Czech Republic	République Tchèque
ESP	Spain	Espagne
FRA	France	France
GBR	Great Britain	Grande-Bretagne
GER	Germany	Allemagne
GHA	Ghana	Ghana
GRE	Greece	Grèce
HUN	Hungary	Hongrie
IRI	Iran	Iran
IRL	Ireland	Irlande
ITA	Italy	Italie
JPN	Japan	Japon
KOR	South Korea	Corée du Sud
MAS	Malaysia	Malaisie
NED	Netherlands	Pays-Bas
NZL	New Zealand	Nouvelle-Zélande
POL	Poland	Pologne
ROU	Romania	Roumanie
RSA	South Africa	Afrique du Sud
RUS	Russia	Russie
SUI	Switzerland	Suisse
SVK	Slovakia	Slovaquie
UKR	Ukraine	Ukraine
USA	USA	Etats-Unis

Number of Nations/ Nombre de nations : 32

OFFICIAL ENTRY LIST As of 2016-03-18

Communiqué nr. 4B

Bib	UCI Code	Name	Class NOC	Pilot	Pilot UCI Code
MB Total Entries : 28					
1	ARG19781020	VILLALBA, Raul	MB ARGENTINA	ROMERO, Ezequiel	ARG19770224
2	AUS19780721	FORMSTON, Matt	MB AUSTRALIA	CURRAN, Michael	AUS19830413
3	AUS19780310	KENNEDY, Paul	MB AUSTRALIA	YALLOURIS, Nicholas	AUS19940224
4	AUS19720327	MODRA, Kieran	MB AUSTRALIA	EDWARDS, David	AUS19930421
5	AUT19950104	BITZINGER, Patrick	MB AUSTRIA	TENOR, Wolfgang	AUT19700601
6	CAN19711209	CHALIFOUR, Daniel	MB CANADA	LACHANCE, Jean-Michel	CAN19870120
7	COL19860921	SERNA, Nelson	MB COLOMBIA	DURANGO, Sebastian	COL19910804
8	ESP19790119	AVILA RODRIGUEZ, Ignacio	MB SPAIN	FONT BERTOLI, Joan	ESP19850831
9	ESP19810316	GONZALEZ GARCIA, Carlos	MB SPAIN	MARTIN INFANTE, Noel	ESP19891120
10	ESP19771021	PORTO LAREO, Jose Enrique	MB SPAIN	ESCUREDO RAIMONDEZ, Jose	ESP19700119
11	GBR19910624	BALL, James	MB GREAT BRITAIN	MACLEAN, Craig	GBR19710731
12	GBR19770824	BATE, Stephen	MB GREAT BRITAIN	DUGGLEBY, Adam	GBR19841016
13	GBR19840312	FACHIE, Neil	MB GREAT BRITAIN	MITCHELL, Peter	GBR19900112
14	GER19910819	KRUSE, Kai-Kristian	MB GERMANY	NIMKE, Stefan	GER19780301
15	GRE19711022	BARAKAS, Athanasios	MB GREECE	TROULINOS, Konstantinos	GRE19810704
16	HUN19690220	BUTU, Arnold Csaba	MB HUNGARY	GARAMSZEGI, Laszlo	HUN19780122
17	IRL19900429	RYAN, Peter	MB IRELAND	HAHESSY, Sean	IRL19950603
18	ITA19790124	BERSINI, Emanuele	MB ITALY	PANIZZA, Riccardo	ITA19870913
19	ITA19780701	PIZZI, Ivano	MB ITALY	FANTINI, Alessandro	ITA19851020
20	KOR19840417	KIM, Jonggiu	MB SOUTH KOREA	SONG, Jonghoon	KOR19920810
21	MAS19950113	AHMAD BAJURI, Aiman Asyraf	MB MALAYSIA	MOHAMAD HAFIZ, Muhamed Sufian	MAS19860712
22	MAS19960322	RIZAN, Muhammad Afiq Afify	MB MALAYSIA	MOHD FAIZAL, Mohamed Noh	MAS19840905
23	NED19971006	BANGMA, Tristan	MB NETHERLANDS	MULDER, Teun	NED19810618
24	NED19951117	DE VRIES, Stephen	MB NETHERLANDS	BOS, Patrick	NED19870820
25	NED19791024	TER SCHURE, Vincent	MB NETHERLANDS	FRANSEN, Timo	NED19870603
26	POL19821125	POLAK, Marcin	MB POLAND	LADOSZ, Michal	POL19840209
27	RUS19871208	TIUTIN, Leonid	MB RUSSIA	SPIRIN, Artur	RUS19841121
28	USA19790425	TRIPLETT, Chester	MB USA	KNOTT, Kyle	USA19860725
MC1 Total Entries : 14					
35	ARG19790103	LOPEZ, Rodrigo Fernando	MC1 ARGENTINA		
36	AUS19970223	THOMPSON, Darcy	MC1 AUSTRALIA		
37	AUT19680315	ZIRKL, Andreas	MC1 AUSTRIA		
38	CAN19910513	MILLEY, Jaye	MC1 CANADA		
39	CAN19811210	WILSON, Ross	MC1 CANADA		
40	CHN19880812	LI, Zhanguy	MC1 CHINA		
41	ESP19640327	MENDEZ, Juan Jose	MC1 SPAIN		
42	GER19680123	TEUBER, Michael	MC1 GERMANY		
43	GER19680523	WINKLER, Erich	MC1 GERMANY		
44	ITA19700110	MASINI, Giancarlo	MC1 ITALY		
45	ITA19930808	PUSATERI, Andrea	MC1 ITALY		
46	NED19890709	NIJHUIS, Arnoud	MC1 NETHERLANDS		
47	USA19610317	KEY, Todd	MC1 USA		
48	USA19820523	LISTER, William	MC1 USA		
MC2 Total Entries : 19					
55	BEL19770921	MATTHYS, Arnout	MC2 BELGIUM		
56	CAN19750522	CHERNOVE, Tristen	MC2 CANADA		
57	CHN19840525	LIANG, Guihua	MC2 CHINA		
58	CHN19890821	XIE, Hao	MC2 CHINA		
59	COL19700125	GALVIS BECERRA, Alvaro	MC2 COLOMBIA		
60	COL19940305	ROMERO, Cristian	MC2 COLOMBIA		
61	CZE19930519	BENDA, Matej	MC2 CZECH REPUBLIC		
62	CZE19930710	KOBLASA, Ivo	MC2 CZECH REPUBLIC		
63	ESP19830726	ECKHARD TIO, Maurice	MC2 SPAIN		

OFFICIAL ENTRY LIST

As of 2016-03-18

Communiqué nr. 4B

Bib	UCI Code	Name	Class	NOC	Pilot	Pilot UCI Code
64	FRA19840825	LACROIX, Francois	MC2	FRANCE		
65	GBR19970721	ROLFE, Louis	MC2	GREAT BRITAIN		
66	GHA19831231	ALEM, Mumuni	MC2	GHANA		
67	IRL19701216	LYNCH, Colin	MC2	IRELAND		
69	JPN19960819	KAWAMOTO, Shota	MC2	JAPAN		
70	ROU19851116	MOESCU, Eduard Mihaita	MC2	ROMANIA		
71	ROU19890516	OLAH, Attila	MC2	ROMANIA		
72	RUS19821117	GILMUTDINOV, Arslan	MC2	RUSSIA		
73	SUI19741117	BOLLIGER, Roger	MC2	SWITZERLAND		
74	USA19710623	KEITH, Aaron	MC2	USA		
MC3 Total Entries : 20						
80	AUS19911201	NICHOLAS, David	MC3	AUSTRALIA		
81	BEL19851226	SCHELFHOUT, Diederick	MC3	BELGIUM		
82	CAN19960521	SAMETZ, Michael	MC3	CANADA		
83	COL19880909	MUNOZ MARIN, Esneider	MC3	COLOMBIA		
84	COL19770524	SANCHEZ, Carmelo	MC3	COLOMBIA		
85	ESP19670515	GRANADOS ALKORTA, Amador	MC3	SPAIN		
86	ESP19890804	SANTAS ASENSIO, Eduardo	MC3	SPAIN		
87	GER19820328	SCHINDLER, Matthias	MC3	GERMANY		
88	IRI19871205	EBRAHIMPOORKAZEROONI,	MC3	IRAN		
89	IRL19800826	CLIFFORD, Eoghan	MC3	IRELAND		
90	ITA19931216	ANOBILE, Fabio	MC3	ITALY		
91	JPN19950227	AIZONO, Kentaro	MC3	JAPAN		
92	JPN19850117	FUJITA, Masaki	MC3	JAPAN		
93	KOR19780704	JIN, Yongsik	MC3	SOUTH KOREA		
94	RSA19960616	ODENDAAL, Juan	MC3	SOUTH AFRICA		
95	RUS19880719	BATUKOV, Sergey	MC3	RUSSIA		
96	RUS19760422	OBYDENNOV, Alexsey	MC3	RUSSIA		
97	RUS19820701	USTINOV, Sergey	MC3	RUSSIA		
98	USA19681112	BERENYI, Joseph	MC3	USA		
99	USA19760804	KIMBALL, Jason	MC3	USA		
MC4 Total Entries : 23						
105	AUS19890223	BRIDGWOOD, Kyle	MC4	AUSTRALIA		
106	CHN19860117	WANG, Xian	MC4	CHINA		
107	CHN19900114	WEI, Guoping	MC4	CHINA		
108	COL19900517	DUENAS GOMEZ, Diego German	MC4	COLOMBIA		
109	CZE19791230	BOUSKA, Jiri	MC4	CZECH REPUBLIC		
110	CZE19741016	JEZEK, Jiri	MC4	CZECH REPUBLIC		
111	ESP19791215	NEIRA PEREZ, Cesar	MC4	SPAIN		
112	FRA19810113	CREPELIERE, Jeremy	MC4	FRANCE		
113	GBR19781014	CUNDY, Jody	MC4	GREAT BRITAIN		
114	GBR19860820	VAN GASS, Jaco	MC4	GREAT BRITAIN		
115	GER19801115	SCHAFER, Thomas	MC4	GERMANY		
116	IRI19680604	GOLBARNEZHAD, Bahman	MC4	IRAN		
117	ITA19700905	PITTACOLO, Michele	MC4	ITALY		
118	ITA19881124	POMPA, Matteo	MC4	ITALY		
119	JPN19721223	ISHII, Masashi	MC4	JAPAN		
120	NZL19910305	RAUBENHEIMER, Byron	MC4	NEW ZEALAND		
121	ROU19760728	NOVAK, Carol-Eduard	MC4	ROMANIA		
122	ROU19980201	TAMIRJAN, Robert	MC4	ROMANIA		
123	RUS19891003	NAGNIBEDOV, Nikita	MC4	RUSSIA		
124	RUS19861009	PUDOV, Sergey	MC4	RUSSIA		
125	SVK19860908	METELKA, Jozef	MC4	SLOVAKIA		
126	USA19810910	MARTIN, Jeffrey Scott	MC4	USA		
127	USA19770821	WIDHALM, Justin	MC4	USA		

OFFICIAL ENTRY LIST As of 2016-03-18

Communiqué nr. 4B

Bib	UCI Code	Name	Class NOC	Pilot	Pilot UCI Code
MC5 Total Entries : 17					
130	AUS19950303	DONOHUE, Alistair	MC5 AUSTRALIA		
131	AUS19781214	GALLAGHER, Michael	MC5 AUSTRALIA		
132	BRA19870625	CHAMAN, Lauro Cesar	MC5 BRAZIL		
133	BRA19730914	GOHR, Soelito	MC5 BRAZIL		
134	CHN19910321	LIU, Xinyang	MC5 CHINA		
135	COL19921106	MATIZ RUIZ, Edwin Fabian	MC5 COLOMBIA		
136	COL19871203	ROBINSON JARAMILLO, Joseph	MC5 COLOMBIA		
137	CZE19780127	KAJNAR, Tomas	MC5 CZECH REPUBLIC		
138	ESP19930919	CABELLO LLAMAS, Alfonso	MC5 SPAIN		
139	ESP19770409	JARAMILLO GALLARDO, Pablo	MC5 SPAIN		
140	GBR19860206	BUTTERWORTH, Jon-Allan	MC5 GREAT BRITAIN		
141	GBR19780903	GILDEA, Jonathan	MC5 GREAT BRITAIN		
142	ITA19760629	ADDESI, Pierpaolo	MC5 ITALY		
143	ITA19840108	TARLAO, Andrea	MC5 ITALY		
144	RSA19820515	WILSON, Dane	MC5 SOUTH AFRICA		
145	UKR19870312	DEMENTYEV, Yehor	MC5 UKRAINE		
146	USA19840920	MURPHY, Christopher	MC5 USA		
WB Total Entries : 15					
155	AUS19860314	GALLAGHER, Jessica	WB AUSTRALIA	JANSSEN. Madison	AUS19941113
156	BEL19620927	DE COSTER, Anita	WB BELGIUM	COMMISSARIS. Caren	BEL19940422
157	BEL19780612	HOET, Griet	WB BELGIUM	MONSIEUR. Anneleen	BEL19780126
158	GBR19960209	THORNHILL, Sophie	WB GREAT BRITAIN	SCOTT. Helen	GBR19900725
159	GBR19880904	TURNHAM, Lora	WB GREAT BRITAIN	HALL. Corrine	GBR19910220
160	GRE19861001	CHALKIADAKI, Adamantia	WB GREECE	MILAKI. Argyro	GRE19920703
161	GRE19760808	KANTZA, Paraskevi	WB GREECE	VOUTZALI. Vasiliki	GRE19831008
162	IRL19811126	DUNLEVY, Katie-George	WB IRELAND	MCCRISTAL. Eve	IRL19780728
163	JPN19810520	KANUMA, Yurie	WB JAPAN	TANAKA. Mai	JPN19891225
164	NED19940507	KLAASSEN, Larissa	WB NETHERLANDS	DOLMAN. Haliegh	NED19950613
165	NZL19880825	CAMERON, Amanda	WB NEW ZEALAND	VAN KAMPEN. Hannah	NZL19930508
166	NZL19890406	FOY, Emma	WB NEW ZEALAND	THOMPSON. Laura	NZL19870604
167	POL19930920	DUZIKOWSKA, Anna	WB POLAND	MORYTKO. Natalia	POL19930410
168	RUS19930312	SOLOMATINA, Maria	WB RUSSIA	KOSHELEVA. Svetlana	RUS19820622
169	USA19750916	CHESHIRE, Shawn	WB USA	WOODRING. Mackenzie	USA19790216
WC1 Total Entries : 1					
180	CHN19910702	LI, Jieli	WC1 CHINA		
WC2 Total Entries : 8					
185	AUS19961112	REID, Amanda	WC2 AUSTRALIA		
186	CHN19801029	SONG, Zhenling	WC2 CHINA		
187	CHN19880103	ZENG, Sini	WC2 CHINA		
188	COL19950718	MUNEVAR, Daniela Carolina	WC2 COLOMBIA		
189	CZE19880717	DIEPOLDOVA, Tereza	WC2 CZECH REPUBLIC		
191	GBR19781105	HURST, Sally	WC2 GREAT BRITAIN		
192	NED19890328	NORBRUIS, Alyda	WC2 NETHERLANDS		
193	USA19840512	JONES, Allison	WC2 USA		
WC3 Total Entries : 5					
200	AUS19940104	KENNEDY, Simone	WC3 AUSTRALIA		
201	GBR19850326	GIGLIA, Megan	WC3 GREAT BRITAIN		
202	GER19851109	SCHINDLER, Denise	WC3 GERMANY		
203	RSA19881021	BURNS, Roxanne	WC3 SOUTH AFRICA		
204	USA19760504	WHITMORE, Jamie	WC3 USA		

OFFICIAL ENTRY LIST
As of 2016-03-18

Communiqué nr. 4B

Bib	UCI Code	Name	Class NOC	Pilot	Pilot UCI Code
WC4 Total Entries : 13					
190	GBR19910310	COX, Kadeena	WC4 GREAT BRITAIN		
210	AUS19870702	LISNEY, Alexandra	WC4 AUSTRALIA		
211	AUS19870731	MACDOUGALL, Hannah	WC4 AUSTRALIA		
212	AUS19670530	POWELL, Susan	WC4 AUSTRALIA		
213	CAN19831002	MOLNAR, Marie-Claude	WC4 CANADA		
214	CHN19841219	RUAN, Jianping	WC4 CHINA		
215	GBR19890519	SAUL, Elizabeth	WC4 GREAT BRITAIN		
216	ITA19880904	NARCISI, Jenny	WC4 ITALY		
217	NZL19750609	HORAN, Katherine	WC4 NEW ZEALAND		
218	RUS19780906	GALKINA, Elena	WC4 RUSSIA		
219	RUS19960722	SEVASTYANOVA, Ksenia	WC4 RUSSIA		
220	USA19830301	FISHER, Megan	WC4 USA		
221	USA19760329	MORELLI, Shawn	WC4 USA		
WC5 Total Entries : 9					
225	ARG19860726	DELGADO, Mariela Analia	WC5 ARGENTINA		
226	CHN19851219	ZHOU, Jufang	WC5 CHINA		
227	GBR19850913	LANE, Crystal	WC5 GREAT BRITAIN		
228	GBR19771026	STOREY, Sarah	WC5 GREAT BRITAIN		
229	GER19720522	BRACHTENDORF, Kerstin	WC5 GERMANY		
230	NZL19671008	SOUTHORN, Fiona	WC5 NEW ZEALAND		
231	POL19800320	HARKOWSKA, Anna	WC5 POLAND		
232	USA19870218	BOSCO, Samantha	WC5 USA		
233	USA19760708	SCHUBLE, Jennifer	WC5 USA		

ENTRIES PARA : 172

ENTRIES PILOT: 43

TOTAL: 215

ANTI-DOPING CONTROL

INFORMATION

- A certain amount of controls will be conducted under the 2015 Anti-doping Rules of the UCI and CADF procedures and instructions.
- Riders selected for anti-doping will be identified on a list by their race number or their ranking. If applicable, the list will be posted at the finish line and at the entrance of the doping control station immediately after the race.
- The riders selected for the controls will be notified by a chaperon; the notified rider shall remain within sight of the chaperon at all times from the moment of in-person notification until the completion of the sample collection procedure. Team officials should not prevent the chaperons to continuously observe the rider. Should no chaperon be present, the rider shall proceed immediately to the doping control station. The absence of a chaperon shall not excuse the rider for not reporting in time to the doping control station. If the award ceremony takes place immediately after the event, a rider needing to go to the award ceremony will be escorted first to the award ceremony area, then to the press conference and finally to the doping control station.
- Each rider to be tested must present himself at the doping control station as soon as possible and at the latest within 30 (thirty) minutes of finishing the race. If a rider takes part in an official ceremony or attends a press conference, the deadline shall be 30 (thirty) minutes of the end of the ceremony or of the moment that his presence is no longer required at the press conference, whichever is the latest. Riders that have abandoned the race shall proceed immediately to the doping control station.
- Riders must report to the doping control station with their current license; but if it has no photograph, another I.D. with a photo must be presented. Riders may be accompanied by a person of his choice and an interpreter.
- Even if there are chaperons present, ultimately **IT IS THE RIDERS' RESPONSIBILITY TO CHECK IF THEY HAVE BEEN SELECTED FOR ANTI-DOPING CONTROLS**. If the rider does not attend the test, a violation of the UCI Anti-Doping Rules will be noticed and the rider could be sanctioned in accordance with these rules.
- Any changes related to the localization of the riders participating in the race (hotel name, address and telephone/fax numbers) must be communicated to the UCI as soon as possible; if these changes occur at the last minute, the communication has to be made to the CADF Doping Control Officers (phone number below).

Bernardo SANCHEZ (ESP)

Doping Control Officer
Phone: +34 658 422 268

CONTRÔLE ANTIDOPAGE

INFORMATION

- *Un certain nombre de contrôle seront effectués selon le Règlement Antidopage de l'UCI 2015 et les procédures et instructions de la CADF.*
- *Les coureurs sélectionnés pour les contrôles antidopage seront identifiés sur une liste par leur numéro de dossard ou par leur place dans le classement. Le cas échéant, la liste sera affichée à la ligne d'arrivée et à l'entrée du poste de contrôle du dopage immédiatement après la course.*
- *Les coureurs sélectionnés pour un contrôle, seront avisés par une escorte (chaperon); les coureurs ainsi sélectionnés doivent demeurer constamment en contact visuel avec l'escorte du moment de leur notification jusqu'à la fin de la procédure de prélèvement d'échantillon. Le personnel d'encadrement du coureur ne doit pas empêcher l'escorte d'observer le coureur de manière ininterrompue. Si aucune escorte n'est présente, le coureur se rendra immédiatement au poste de contrôle du dopage. L'absence d'une escorte n'excuse pas le coureur de ne pas se présenter à temps au poste de contrôle du dopage. Si la remise du Prix a lieu immédiatement après la manifestation, le coureur ayant besoin d'aller à la cérémonie de remise sera escorté d'abord à la zone de remise des prix, puis à la conférence de presse et enfin au poste de contrôle du dopage.*
- *Chaque coureur qui doit être contrôlé, doit se présenter au local antidopage dès que possible et au plus tard dans les 30 (trente) minutes après avoir fini sa course. Si un coureur prend part à une cérémonie officielle ou participe à une conférence de presse, le délai est de 30 (trente) minutes à partir de la fin de la cérémonie ou du moment que sa présence n'est plus requise à la conférence de presse, selon lequel de ces deux événements est le dernier. Les coureurs qui ont abandonné se présenteront immédiatement au poste de contrôle du dopage.*
- *Les coureurs doivent se présenter avec leur licence; dans la situation où la licence émise par leur fédération nationale ne comporte pas de photographie, un document officiel avec photo devra être présenté en plus de la licence. Le coureur peut être accompagné d'une personne de son choix et d'un interprète.*
- *Même s'il y a des chaperons présents, IL INCOMBE AUX COUREURS DE VERIFIER S'ILS ONT ETE SELECTIONNES POUR LES CONTROLES ANTIDOPAGE. Selon le règlement antidopage de l'UCI, un cas de non-présentation, une infraction au Règlement Antidopage sera constatée et le coureur pourra être sanctionné conformément à ce règlement.*
- *Tout changement de localisation des coureurs (adresse, numéro de téléphone/fax de l'hôtel) doit être communiqué sans délai à l'UCI; si ce changement survient à la dernière minute, celui-ci doit être communiqué aux agents de contrôle du dopage CADF (coordonnées ci-dessous).*

Bernardo SANCHEZ (ESP)

Agent de contrôle du dopage

T: +34 658 422 268

Technical Information

- Final participants in each event are to be confirmed with the Race Secretary before 12:00 noon the day before the event takes place.
- Riders may carry no object on them or on their bicycles that could drop onto the track. They may not carry or use on the track any music player or communication system. Any electronic device with a display must be hidden from the rider's sight so that the rider cannot read it.
- Riders may not ride road bikes on the track or safety zone at any time.

Pursuit

- 3.2.056 During the qualifying rounds if a rider is caught he must finish the distance to have a time recorded. A caught rider may not take pace from his opponent, nor pass him, on pain of disqualification.
- During the qualifying rounds, riders of the WC1 and MC1 classes shall be alone on the track.

Team Sprint

- The riders of each team shall start side by side with a lateral distance between each rider of 1.5 metres. Teams/riders are reminded of the regulation regarding the changeover procedure at the completion of each lap. UCI regulation 3.2.153

At the completion of his lap, the rear of the leading rider's back wheel must cross the pursuit line ahead of the leading edge of the front wheel of the following rider. Thereafter, the leading rider must draw aside immediately and ride above the sprinter's line within 15 meters after the pursuit line.

Pushing between members of the same team is strictly forbidden.

If any of the requirements above is not met, the team shall be relegated to the last place in the stage of the competition.

Sprint and Sprint Qualification Rounds

- Riders shall wear both number panels for both the sprint competition and the sprint qualification rounds. Numbers are to be placed on either side of the body lined up along the side seam of the jersey.

Scratch Race

- Shall be run according to UCI Scratch Race regulations. There will be 2 womens events and 2 mens events. Athletes from classes C1, C2, C3, shall race together. Athletes from classes C4 and C5 shall race together. Each nation is restricted to one participant per class. All riders will be permitted to have a holder at the start. The events will be conducted as finals. No heats will be run.

- Distances: Men 15km, Women 10km. Field Size: 24 (maximum)

Bike Check

Teams are required to present bikes in a timely manner prior to each event.

Teams/riders are reminded that only one morphological exemption is permitted.

Teams/riders are reminded that Regulation 1.3.018 does not permit the use of a front disc wheel, except in events against the clock. i.e. Pursuit, Time Trial, Sprint Qualifying, Team Sprint.

Official ceremony

Riders shall appear in racing attire, wearing their national jerseys but bare-headed and without headband or glasses, until they leave the official ceremony enclosure.

CLASSIFICATION COMMUNIQUÉ

These are the results of the classification. All PI (physically disabled athletes) will be observed during their first appearance after which their sport class status will be reviewed.

PI CLASSIFICATION RESULT

NATION	LAST NAME	FIRST NAME	UCI CODE	GENDER	CLASS	STATUS	CLASSIFICATION RESULTS	
AUS	REID	Amanda	AUS19961112	W	C2	N	C2	-
GBR	COX	Kadeena	GBR19910310	W	C2	R	C4	-
AUS	THOMPSON	Darcy	AUS19970223	M	C1	N	C1	-
GBR	GIGLIA	Megan	GBR19850326	W	C3	R	C3	-
JPN	SHOTA	Kawamoto	JPN19960819	M	C2	N	C2	-
RUS	SEVASTYANOVA	Ksenia	RUS19960722	W	C4	R	C4	-
JPN	AIZONO	Kentaro	JPN19950227	M	C2	R	C3	-
RUS	GALKINA	Elena	RUS19780906	W	C4	N	C4	-
ITA	CALCAGNI	Carlo	ITA19681030	M	C2	N	DNA	DNA
ITA	POMPA	Matteo	ITA19881124	M	C1	N	C4	-
FRA	LACROIX	François	FRA19840825	M	C2	R	C2	-
USA	LISTER	William	USA19820523	M	C1	R	C1	-
ITA	NARCISI	Jenny	ITA19880904	W	C4	R	C4	-
CAN	CHERNOVE	Tristen	CAN19750522	M	C2	N	C2	-
ROU	MOESCU	Eduard Mihaita	ROU19851116	M	C2	R	C2	-
ITA	MASINI	Giancarlo	ITA19700110	M	C1	R	C1	-
NZL	RAUBENHEIMER	Byron	NZL19910305	M	C4	N	C4	-
RSA	ODENDAAL	Pieter Juan	RSA19960616	M	C3	R	C3	-
IRI	EBRAHIMPOOR KAZEROONI	Modammad	IRI19871205	M	C3	R	C3	-

BVI CLASSIFICATION RESULTS

NATION	LAST NAME	FIRST NAME	UCI CODE	GENDER	CLASS	STATUS	CLASSIFICATION RESULTS	
BEL	DE COSTER	Anita	BEL19620927	W	B	N	B1	R2020
BEL	HOET	Griet	BEL19780612	W	B	N	B3	R2020
GBR	BATE	Stephen	GBR19770824	M	B	R	B2	R2020
GBR	BALL	James	GBR19910624	M	B	N	B3	R
GRE	KANTZA	Paraskevi	GRE19760808	W	B	N	B1	C
MAS	AHMAD BAJURI	Aiman Asyraff	MAS19951013	M	B	R	B3	R2018
MAS	RIZAN	Muhammad Afiq Afify	MAS19960322	M	B	N	B2	R2020
NED	DE VRIES	Stephen	NED19951117	M	B	R	B2	R2020
POL	PODKOSCIELNA	Iwona	POL19880601	W	B	R	NE	R
POL	POLAK	Marcin	POL19821125	M	B	R	B2	R2020
POL	DUZIKOWSKA	Anna	POL19930920	W	B	N	B2	R2020
RUS	TIUTIN	Leonid	RUS19871208	M	B	R	B3	R2020
RUS	SOLOMATINA	Maria	RUS19930312	W	B	N	B3	R2020

Communique #8

Official Start List

Women's C2 3km Pursuit Qualification

17.03.2016 - Session 1

WORLD RECORD: 4:07.454 NORBRUIS Alyda (NED) - Aguascalientes (MEX) 12.04.2014

Heat 1	188	MUNEVAR Daniela Carolin	COL19950718	COLOMBIA WC2
	185	REID Amanda	AUS19961112	AUSTRALIA WC2
Heat 2	189	DIEPOLDOVA Tereza	CZE19880717	CZECH REPUBLIC WC2
	191	HURST Sally	GBR19781105	GREAT BRITAIN WC2
Heat 3	193	JONES Allison	USA19840512	UNITED STATES OF AME WC2
	187	ZENG Sini	CHN19880103	PEOPLE'S REPUBLIC OF WC2
Heat 4	192	NORBRUIS Alyda	NED19890328	NETHERLANDS WC2
	186	SONG Zhenling	CHN19801029	PEOPLE'S REPUBLIC OF WC2

Approved by
the College of Commissaires

Fastest 2 riders will race for gold, and 3rd and 4th riders will race for bronze.

Communique #9

Official Start List

Women's C3 3km Pursuit Qualification

17.03.2016 - Session 1

WORLD RECORD: 4:07.487 WHITMORE CARDENAS Jamie (USA) - Aguascalientes (MEX)

Heat 1	203	BURNS Roxanne	RSA19881021	SOUTH AFRICA WC3
Heat 2	202	SCHINDLER Denise	GER19851109	GERMANY WC3
	200	KENNEDY Simone	AUS19940104	AUSTRALIA WC3
Heat 3	204	WHITMORE Jamie	USA19760504	UNITED STATES OF AME WC3
	201	GIGLIA Megan	GBR19850326	GREAT BRITAIN WC3

Approved by
the College of Commissaires

Fastest 2 riders will race for gold, and 3rd and 4th riders will race for bronze.

Communique #10

Official Start List

Men's C1 3km Pursuit Qualification

17.03.2016 - Session 1

WORLD RECORD: 3:53.881 - COLBOURNE Mark Lee (GBR) - LONDON (GBR) 31.08.2012

Heat 1	37	ZIRKL Andreas	AUT19680315	AUSTRIA MC1
	36	THOMPSON Darcy	AUS19970223	AUSTRALIA MC1
Heat 2	38	MILLEY Jaye	CAN19910513	CANADA MC1
	45	PUSATERI Andrea	ITA 19930808	ITALY MC1
Heat 3	39	WILSON Ross	CAN19811210	CANADA MC1
	48	LISTER William	USA19820523	UNITED STATES OF AME MC1
Heat 4	35	LOPEZ Rodrigo Fernand	ARG19790103	ARGENTINA MC1
	42	TEUBER Michael	GER19680123	GERMANY MC1
Heat 5	43	WINKLER Erich	GER19680523	GERMANY MC1
	47	KEY Todd	USA19610317	UNITED STATES OF AME MC1
Heat 6	40	LI Zhangyu	CHN19880812	PEOPLE'S REPUBLIC OF MC1
	44	MASINI Giancarlo	ITA 19700110	ITALY MC1
Heat 7	46	NIJHUIS Arnoud	NED19890709	NETHERLANDS MC1
	41	MENDEZ Juan Jose	ESP19640327	SPAIN MC1

Approved by
the College of Commissaires

Fastest 2 riders will race for gold, and 3rd and 4th riders will race for bronze.

**Communique #11A****Official Start List****Men's C2 3km Pursuit Qualification**

17.03.2016 - Session 1

WORLD RECORD: 3.40.367 LIANG Guihua (CHN) - Aguascalientes (MEX) 11.04.2014

Heat 1	70	MOESCU Eduard Mihaita	ROU19851116	ROMANIA MC2
	69	KAWAMOTO Shota	JPN 19960819	JAPAN MC2
Heat 2	64	LACROIX Francois	FRA19840825	FRANCE MC2
	66	ALEM Mumuni	GHA19831231	GHANA MC2
Heat 3	56	CHERNOVE Tristen	CAN19750522	CANADA MC2
	61	BENDA Matej	CZE19930519	CZECH REPUBLIC MC2
Heat 4	71	OLAH Attila	ROU19890516	ROMANIA MC2
	55	MATTHYS Arnout	BEL 19770921	BELGIUM MC2
Heat 5	74	KEITH Aaron	USA19710623	UNITED STATES OF AME MC2
	60	ROMERO Cristian	COL19940305	COLOMBIA MC2
Heat 6	62	KOBLASA Ivo	CZE19930710	CZECH REPUBLIC MC2
	63	ECKHARD TIO Maurice	ESP19830726	SPAIN MC2
Heat 7	72	GILMUTDINOV Arslan	RUS19821117	RUSSIAN FEDERATION MC2
	73	BOLLIGER Roger	SUI 19741117	SWITZERLAND MC2
Heat 8	57	LIANG Guihua	CHN19840525	PEOPLE'S REPUBLIC OF MC2
	65	ROLFE Louis	GBR19970721	GREAT BRITAIN MC2
Heat 9	59	GALVIS BECERRA Alvaro	COL19700125	COLOMBIA MC2
	67	LYNCH Colin	IRL 19701216	IRELAND MC2

Fastest 2 riders will race for gold, and 3rd and 4th riders will race for bronze.

Communique #11A

Official Start List

Men's C2 3km Pursuit Qualification

17.03.2016 - Session 1

WORLD RECORD: 3.40.367 LIANG Guihua (CHN) - Aguascalientes (MEX) 11.04.2014

Approved by
the College of Commissaires



Fastest 2 riders will race for gold, and 3rd and 4th riders will race for bronze.

Communique #12

Official Start List

Men's C3 3km Pursuit Qualification

17.03.2016 - Session 1

WORLD RECORD: 3:26.691 - OBYDENNOV A (RUS) - Aguascalientes (MEX) 11.04.2014

Heat 1	88	EBRAHIMPOORKAZEROONI Modammad	IRN 19871205	ISLAMIC REPUBLIC OF MC3
Heat 2	91	AIZONO Kentaro	JPN 19950227	JAPAN MC3
	93	JIN Yongsik	KOR19780704	KOREA MC3
Heat 3	87	SCHINDLER Matthias	GER19820328	GERMANY MC3
	99	KIMBALL Jason	USA19760804	UNITED STATES OF AME MC3
Heat 4	80	NICHOLAS David	AUS19911201	AUSTRALIA MC3
	94	ODENDAAL Juan	RSA19960616	SOUTH AFRICA MC3
Heat 5	92	FUJITA Masaki	JPN 19850117	JAPAN MC3
	82	SAMETZ Michael	CAN19960521	CANADA MC3
Heat 6	81	SCHELFHOUT Diederick	BEL 19851226	BELGIUM MC3
	83	MUNOZ MARIN Esneider	COL19880909	COLOMBIA MC3
Heat 7	86	SANTAS ASENSIO Eduardo	ESP19890804	SPAIN MC3
	90	ANOBILE Fabio	ITA 19931216	ITALY MC3
Heat 8	89	CLIFFORD Eoghan	IRL 19800826	IRELAND MC3
	97	USTINOV Sergey	RUS19820701	RUSSIAN FEDERATION MC3
Heat 9	98	BERENYI Joseph	USA19681112	UNITED STATES OF AME MC3
	96	OBYDENNOV Alexsey	RUS19760422	RUSSIAN FEDERATION MC3

Fastest 2 riders will race for gold, and 3rd and 4th riders will race for bronze.

Communique #12

Official Start List

Men's C3 3km Pursuit Qualification

17.03.2016 - Session 1

WORLD RECORD: 3:26.691 - OBYDENNOV A (RUS) - Aguascalientes (MEX) 11.04.2014

Approved by
the College of Commissaires



Fastest 2 riders will race for gold, and 3rd and 4th riders will race for bronze.

**Communique #13****Official Start List****Women's C5 500m Time Trial Final**

17.03.2016 - Session 2

WORLD RECORD: 36.379 - ZHOU, JuFang (CHN) - Aguascalientes (MEX) 10.04.2014

Heat 1	230	SOUTHORN Fiona	NZL19671008	NEW ZEALAND WC5
Heat 2	232	BOSCO Samantha	USA19870218	UNITED STATES OF AME WC5
Heat 3	233	SCHUBLE Jennifer	USA19760708	UNITED STATES OF AME WC5
Heat 4	225	DELGADO Mariela Analia	ARG19860726	ARGENTINA WC5
Heat 5	226	ZHOU Jufang	CHN19851219	PEOPLE'S REPUBLIC OF WC5
Heat 6	229	BRACHTENDORF Kerstin	GER19720522	GERMANY WC5
Heat 7	227	LANE Crystal	GBR19850913	GREAT BRITAIN WC5
Heat 8	228	STOREY Sarah	GBR19771026	GREAT BRITAIN WC5
Heat 9	231	HARKOWSKA Anna	POL19800320	POLAND WC5

Approved by

the College of Commissaires



Communique #14B

Official Start List

Women's C4 500m Time Trial Final

17.03.2016 - Session 2

WORLD RECORD: 37.879 - RUAN, Jianping - Aguascalientes (MEX) 10.04.2014

Heat 1	190	COX Kadeena	GBR19910310	GREAT BRITAIN WC4
Heat 2	218	GALKINA Elena	RUS19780906	RUSSIA WC4
Heat 3	216	NARCISI Jenny	ITA 19880904	ITALY WC4
Heat 4	210	LISNEY Alexandra	AUS19870702	AUSTRALIA WC4
Heat 5	215	SAUL Elizabeth	GBR19890519	GREAT BRITAIN WC4
Heat 6	219	SEVASTYANOVA Ksenia	RUS19960722	RUSSIA WC4
Heat 7	213	MOLNAR Marie-Claude	CAN19831002	CANADA WC4
Heat 8	221	MORELLI Shawn	USA19760329	USA WC4
Heat 9	220	FISHER Megan	USA19830301	USA WC4
Heat 10	214	RUAN Jianping	CHN19841219	CHINA WC4
Heat 11	217	HORAN Katherine	NZL 19750609	NEW ZEALAND WC4
Heat 12	212	POWELL Susan	AUS19670530	AUSTRALIA WC4

Approved by
the College of Commissaires



Communique #15

Official Start List

Men's C5 1km Time Trial Final

17.03.2016 - Session 2

WORLD RECORD: 1:01:683 - CABELLO Alfonso (ESP) - Aguascalientes 12.04.2015

Heat 1	137	KAJNAR Tomas	CZE19780127	CZECH REPUBLIC MC5
Heat 2	142	ADDESI Pierpaolo	ITA 19760629	ITALY MC5
Heat 3	136	ROBINSON JARAMILLO Joseph	COL19871203	COLOMBIA MC5
Heat 4	140	BUTTERWORTH Jon-Allan	GBR19860206	GREAT BRITAIN MC5
Heat 5	134	LIU Xinyang	CHN19910321	PEOPLE'S REPUBLIC OF MC5
Heat 6	144	WILSON Dane	RSA19820515	SOUTH AFRICA MC5
Heat 7	139	JARAMILLO GALLARDO Pablo	ESP19770409	SPAIN MC5
Heat 8	143	TARLAO Andrea	ITA 19840108	ITALY MC5
Heat 9	146	MURPHY Christopher	USA19840920	UNITED STATES OF AME MC5
Heat 10	145	DEMENTYEV Yehor	UKR19870312	UKRAINE MC5
Heat 11	133	GOHR Soelito	BRA19730914	BRAZIL MC5
Heat 12	138	CABELLO LLAMAS Alfonso	ESP19930919	SPAIN MC5
Heat 13	132	CHAMAN Lauro Cesar	BRA19870625	BRAZIL MC5
Heat 14	135	MATIZ RUIZ Edwin Fabian	COL19921106	COLOMBIA MC5
Heat 15	130	DONOHUE Alistair	AUS19950303	AUSTRALIA MC5

Approved by
the College of Commissaires



Communique #16

Official Start List

Men's C4 1km Time Trial Final

17.03.2016 - Session 2

WORLD RECORD: 1:01.466 - CUNDY, Jody (GBR) - Aguascalientes (MEX) 12.04.2014

Heat 1	116	GOLBARNEZHAD Bahman	IRI 19680604	ISLAMIC REPUBLIC OF MC4
Heat 2	115	SCHAFER Thomas	GER19801115	GERMANY MC4
Heat 3	122	TAMIRJAN Robert	ROU19980101	ROMANIA MC4
Heat 4	112	CREPELIERE Jeremy	FRA19810113	FRANCE MC4
Heat 5	118	POMPA Matteo	ITA 19881124	ITALY MC4
Heat 6	105	BRIDGWOOD Kyle	AUS19890223	AUSTRALIA MC4
Heat 7	123	NAGNIBEDOV Nikita	RUS19891003	RUSSIAN FEDERATION MC4
Heat 8	127	WIDHALM Justin	USA19770821	UNITED STATES OF AME MC4
Heat 9	110	JEZEK Jiri	CZE19741016	CZECH REPUBLIC MC4
Heat 10	120	RAUBENHEIMER Byron	NZL 19910305	NEW ZEALAND MC4
Heat 11	107	WEI Guoping	CHN19900114	PEOPLE'S REPUBLIC OF MC4
Heat 12	117	PITTACOLO Michele	ITA 19700905	ITALY MC4
Heat 13	106	WANG Xian	CHN19860117	PEOPLE'S REPUBLIC OF MC4
Heat 14	111	NEIRA PEREZ Cesar	ESP19791215	SPAIN MC4
Heat 15	119	ISHII Masashi	JPN 19721223	JAPAN MC4
Heat 16	108	DUENAS GOMEZ Diego German	COL19900517	COLOMBIA MC4
Heat 17	121	NOVAK Carol-Eduard	ROU19760728	ROMANIA MC4
Heat 18	109	BOUSKA Jiri	CZE19791230	CZECH REPUBLIC MC4

Communique #16

Official Start List

Men's C4 1km Time Trial Final

17.03.2016 - Session 2

WORLD RECORD: 1:01.466 - CUNDY, Jody (GBR) - Aguascalientes (MEX) 12.04.2014

Heat 19

113

CUNDY Jody

GBR19781014

GREAT BRITAIN
MC4

Heat 20

125

METELKA Jozef

SVK19860908

SLOVAKIA
MC4

Approved by
the College of Commissaires



Communique #17

Official Start List

Women's C1 3km Pursuit Final

17.03.2016 - Session 2

WORLD RECORD: 4:40.123 - PARIS Jayme (AUS) - LONDON (GBR) 30.08.2012

Heat 1

180

LI Jieli

CHN19910702

PEOPLE'S REPUBLIC OF
WC1

Approved by
the College of Commissaires


Communique #18
Results
Women's C2 3km Pursuit Qualification
17.03.2016 - Session 1
WORLD RECORD: 4:07.454 NORBRUIS Alyda (NED) - Aguascalientes (MEX) 12.04.2014

Rang	Dossard	NOM Prenom	Pays	1/4	1/2	3/4	Time	Km/H
RANK	BIB	NAME	NAT	<i>Section Times</i>				
1	192	NORBRUIS Alyda WC2	NED 19890328 NETHERLANDS	1:25.533(1)	2:50.207(1)	4:14.899(1)	4:14.899	42.370
2	187	ZENG Sini WC2	CHN 19880103 CHINA	1:28.911(4)	2:51.784(2)	4:16.251(2)	4:16.251	42.146
3	188	MUNEVAR Daniela Carolin WC2	COL 19950718 COLOMBIA	1:29.092(5)	2:55.451(3)	4:23.112(3)	4:23.112	41.047
4	186	SONG Zhenling WC2	CHN 19801029 CHINA	1:28.353(3)	2:58.161(5)	4:26.214(4)	4:26.214	40.569
5	193	JONES Allison WC2	USA 19840512 USA	1:29.705(6)	2:55.938(4)	4:26.479(5)	4:26.479	40.529
6	185	REID Amanda WC2	AUS 19961112 AUSTRALIA	1:26.801(2)	2:59.658(6)	4:35.293(6)	4:35.293	39.231
7	191	HURST Sally WC2	GBR 19781105 GREAT BRITAIN	1:39.221(8)	3:14.972(8)	4:52.226(7)	4:52.226	36.958
8	189	DIEPOLDOVA Tereza WC2	CZE 19880717 CZECH REPUBLIC	1:37.676(7)	3:14.721(7)	4:53.482(8)	4:53.482	36.800

Approved by
the College of Commissaires

Fastest 2 riders will race for gold, and 3rd and 4th riders will race for bronze.



**Communique #19****Liste de Depart / Start List Finals + 3/4****Women's C2 3km Pursuit Finals**

17.03.2016 - Session 2

WORLD RECORD: 4:07.454 NORBRUIS Alyda (NED) - Aguascalientes (MEX) 12.04.2014

Serie HEAT	Dossard BIB	Nom NAME	Pays NAT	Ville HOMETOWN	Equipe TEAM
3/4	188	MUNEVAR Daniela Carolin	COL	WC2	COLOMBIA
	186	SONG Zhenling	CHN	WC2	CHINA
Final	192	NORBRUIS Alyda	NED	WC2	NETHERLANDS
	187	ZENG Sini	CHN	WC2	CHINA

Approved by
the College of Commissaires



Communique #20

Official Results

Women's C3 3km Pursuit Qualification

17.03.2016 - Session 1

WORLD RECORD: 4:07.487 WHITMORE CARDENAS Jamie (USA) - Aguascalientes (MEX)

Rang	Dossard	NOM	Prenom	Pays	1/4	1/2	3/4	Time	Km/H
RANK	BIB	NAME	NAT		Section Times				
1	201	GIGLIA Megan	GBR 19850326	1:20.152(1)	2:40.470(1)	4:06.756(1)	4:06.756	43.768	
	WC3		GREAT BRITAIN	1:20.318(1)	1:26.286(1)				
2	202	SCHINDLER Denise	GER 19851109	1:24.420(3)	2:48.748(2)	4:15.825(2)	4:15.825	42.216	
	WC3		GERMANY	1:24.328(2)	1:27.077(3)				
3	204	WHITMORE Jamie	USA 19760504	1:26.707(4)	2:51.507(4)	4:18.140(3)	4:18.140	41.838	
	WC3		USA	1:24.800(3)	1:26.633(2)				
4	200	KENNEDY Simone	AUS 19940104	1:24.003(2)	2:50.128(3)	4:21.323(4)	4:21.323	41.328	
	WC3		AUSTRALIA	1:26.125(4)	1:31.195(4)				
5	203	BURNS Roxanne	RSA 19881021	1:33.042(5)	3:15.638(5)	4:56.063(5)	4:56.063	36.479	
	WC3		SOUTH AFRICA	1:42.596(5)	1:40.425(5)				

Approved by
the College of Commissaires

Fastest 2 riders will race for gold, and 3rd and 4th riders will race for bronze.



**Communique #21****Liste de Depart / Start List Finals + 3/4****Women's C3 3km Pursuit Finals**

17.03.2016 - Session 2

WORLD RECORD: 4:07.487 WHITMORE CARDENAS Jamie (USA) - Aguascalientes (MEX)

Serie HEAT	Dossard BIB	Nom NAME	Pays NAT	Ville HOMETOWN	Equipe TEAM
3/4	204	WHITMORE Jamie	USA	WC3	USA
	200	KENNEDY Simone	AUS	WC3	AUSTRALIA
Final	201	GIGLIA Megan	GBR	WC3	GREAT BRITAIN
	202	SCHINDLER Denise	GER	WC3	GERMANY

Approved by
the College of Commissaires




Communique #22
Official Results
Men's C1 3km Pursuit Qualification
17.03.2016 - Session 1
WORLD RECORD: 3:53.881 - COLBOURNE Mark Lee (GBR) - LONDON (GBR) 31.08.2012

Rang	Dossard	NOM	Prenom	Pays	1/4	1/2	3/4	Time	Km/H
RANK	BIB	NAME		NAT	<i>Section Times</i>				
1	40	LI	Zhangyu	CHN 19880812	1:15.949(1)	2:32.567(1)	3:51.961(1)	3:51.961	46.560
		MC1		CHINA		1:16.618(2)	1:19.394(3)		
2	39	WILSON	Ross	CAN 19811210	1:20.845(3)	2:36.393(2)	3:54.579(2)	3:54.579	46.040
		MC1		CANADA		1:15.548(1)	1:18.186(1)		
3	46	NIJHUIS	Arnoud	NED 19890709	1:20.509(2)	2:39.656(3)	4:02.752(3)	4:02.752	44.490
		MC1		NETHERLANDS		1:19.147(4)	1:23.096(5)		
4	48	LISTER	William	USA 19820523	1:26.886(9)	2:46.925(6)	4:06.295(4)	4:06.295	43.850
		MC1		USA		1:20.039(7)	1:19.370(2)		
5	42	TEUBER	Michael	GER 19680123	1:25.560(6)	2:45.518(5)	4:07.346(5)	4:07.346	43.664
		MC1		GERMANY		1:19.958(6)	1:21.828(4)		
6	43	WINKLER	Erich	GER 19680523	1:25.545(5)	2:45.344(4)	4:08.621(6)	4:08.621	43.440
		MC1		GERMANY		1:19.799(5)	1:23.277(6)		
7	38	MILLEY	Jaye	CAN 19910513	1:28.217(11)	2:47.315(7)	4:11.767(7)	4:11.767	42.897
		MC1		CANADA		1:19.098(3)	1:24.452(10)		
8	44	MASINI	Giancarlo	ITA 19700110	1:26.981(10)	2:48.317(9)	4:11.827(8)	4:11.827	42.887
		MC1		ITALY		1:21.336(8)	1:23.510(7)		
9	47	KEY	Todd	USA 19610317	1:26.008(8)	2:47.678(8)	4:12.129(9)	4:12.129	42.835
		MC1		USA		1:21.670(9)	1:24.451(9)		
10	36	THOMPSON	Darcy	AUS 19970223	1:25.913(7)	2:48.910(10)	4:13.128(10)	4:13.128	42.666
		MC1		AUSTRALIA		1:22.997(11)	1:24.218(8)		
11	35	LOPEZ	Rodrigo Fernand	ARG 19790103	1:22.550(4)	2:49.243(11)	4:16.078(11)	4:16.078	42.175
		MC1		ARGENTINA		1:26.693(13)	1:26.835(13)		
12	41	MENDEZ	Juan Jose	ESP 19640327	1:28.814(12)	2:51.683(12)	4:16.836(12)	4:16.836	42.050
		MC1		SPAIN		1:22.869(10)	1:25.153(11)		
13	45	PUSATERI	Andrea	ITA 19930808	1:33.482(14)	2:56.886(13)	4:22.110(13)	4:22.110	41.204
		MC1		ITALY		1:23.404(12)	1:25.224(12)		
14	37	ZIRKL	Andreas	AUT 19680315	1:30.488(13)	3:00.837(14)	4:32.442(14)	4:32.442	39.641
		MC1		AUSTRIA		1:30.349(14)	1:31.605(14)		

Approved by
the College of Commissaires

Fastest 2 riders will race for gold, and 3rd and 4th riders will race for bronze.
NEW WORLD RECORD : Li, Zhangyu (CHN) 3:51.961



**Communique #23****Liste de Depart / Start List Finals + 3/4****Men's C1 3km Pursuit Finals**

17.03.2016 - Session 2

WORLD RECORD: 3:53.881 - COLBOURNE Mark Lee (GBR) - LONDON (GBR) 31.08.2012

Serie HEAT	Dossard BIB	Nom NAME	Pays NAT	Ville HOMETOWN	Equipe TEAM
3/4	46	NIJHUIS Arnoud	NED	MC1	NETHERLANDS
	48	LISTER William	USA	MC1	USA
Final	40	LI Zhangyu	CHN	MC1	CHINA
	39	WILSON Ross	CAN	MC1	CANADA

Approved by
the College of Commissaires




Communique #24A
Official Results
Men's C2 3km Pursuit Qualification
17.03.2016 - Session 1
WORLD RECORD: 3.40.367 LIANG Guihua (CHN) - Aguascalientes (MEX) 11.04.2014

Rang	Dossard	NOM Prenom	Pays	1/4	1/2	3/4	Time	Km/H
RANK	BIB	NAME	NAT	<i>Section Times</i>				
1	56	CHERNOVE Tristen MC2	CAN 19750522 CANADA	1:18.002(1)	2:28.684(1)	3:43.609(1)	3:43.609	48.299
2	67	LYNCH Colin MC2	IRL 19701216 IRELAND	1:20.708(7)	2:33.911(4)	3:48.573(2)	3:48.573	47.250
3	72	GILMUTDINOV Arslan MC2	RUS 19821117 RUSSIA	1:18.772(3)	2:32.860(3)	3:48.817(3)	3:48.817	47.199
4	57	LIANG Guihua MC2	CHN 19840525 CHINA	1:19.579(6)	2:32.514(2)	3:49.008(4)	3:49.008	47.160
5	65	ROLFE Louis MC2	GBR 19970721 GREAT BRITAIN	1:19.372(4)	2:34.265(5)	3:52.050(5)	3:52.050	46.542
6	59	GALVIS BECERRA Alvaro MC2	COL 19700125 COLOMBIA	1:21.631(9)	2:36.927(7)	3:52.182(6)	3:52.182	46.515
7	74	KEITH Aaron MC2	USA 19710623 USA	1:19.474(5)	2:35.844(6)	3:54.362(7)	3:54.362	46.083
8	63	ECKHARD TIO Maurice MC2	ESP 19830726 SPAIN	1:22.461(11)	2:38.341(9)	3:55.847(8)	3:55.847	45.792
9	62	KOBLASA Ivo MC2	CZE 19930710 CZECH REPUBLIC	1:18.195(2)	2:37.897(8)	3:56.814(9)	3:56.814	45.605
10	64	LACROIX Francois MC2	FRA 19840825 FRANCE	1:21.900(10)	2:40.199(10)	3:59.610(10)	3:59.610	45.073
11	69	KAWAMOTO Shota MC2	JPN 19960819 JAPAN	1:21.157(8)	2:41.597(11)	4:03.876(11)	4:03.876	44.285
12	73	BOLLIGER Roger MC2	SUI 19741117 SWITZERLAND	1:24.371(13)	2:44.475(12)	4:05.984(12)	4:05.984	43.905
13	60	ROMERO Cristian MC2	COL 19940305 COLOMBIA	1:26.720(15)	2:47.467(14)	4:09.127(13)	4:09.127	43.351
14	61	BENDA Matej MC2	CZE 19930519 CZECH REPUBLIC	1:24.394(14)	2:47.177(13)	4:14.104(14)	4:14.104	42.502
15	55	MATTHYS Arnout MC2	BEL 19770921 BELGIUM	1:28.067(16)	2:51.819(15)	4:15.887(15)	4:15.887	42.206
16	91	AIZONO Kentaro MC2	JPN 19950227 JAPAN	1:24.138(12)	2:53.506(16)	4:21.856(16)	4:21.856	41.244

Fastest 2 riders will race for gold, and 3rd and 4th riders will race for bronze.
Reclassification : 91 AIZONO (JPN) been reclassified from MC3 to MC2


Communique #24A

Official Results

Men's C2 3km Pursuit Qualification

17.03.2016 - Session 1

WORLD RECORD: 3.40.367 LIANG Guihua (CHN) - Aguascalientes (MEX) 11.04.2014

Rang	Dossard	NOM Prenom	Pays	1/4	1/2	3/4	Time	Km/H
RANK	BIB	NAME	NAT	<i>Section Times</i>				
17	71	OLAH Attila MC2	ROU 19890516 ROMANIA	1:29.685(17)	2:57.290(17)	4:28.284(17)	4:28.284	40.256
18	70	MOESCU Eduard Mihaita MC2	ROU 19851116 ROMANIA	1:30.555(18)	3:00.759(18)	4:34.549(18)	4:34.549	39.337
19	66	ALEM Mumuni MC2	GHA 19831231 GHANA	1:34.055(19)	3:09.553(19)	4:47.813(19)	4:47.813	37.524

Approved by
the College of Commissaires

Fastest 2 riders will race for gold, and 3rd and 4th riders will race for bronze.
Reclassification : 91 AIZONO (JPN) been reclassified from MC3 to MC2



**Communique #25****Liste de Depart / Start List Finals + 3/4****Men's C2 3km Pursuit Finals**

17.03.2016 - Session 2

WORLD RECORD: 3.40.367 LIANG Guihua (CHN) - Aguascalientes (MEX) 11.04.2014

Serie HEAT	Dossard BIB	Nom NAME	Pays NAT	Ville HOMETOWN	Equipe TEAM
3/4	72	GILMUTDINOV Arslan	RUS	MC2	RUSSIA
	57	LIANG Guihua	CHN	MC2	CHINA
Final	56	CHERNOVE Tristen	CAN	MC2	CANADA
	67	LYNCH Colin	IRL	MC2	IRELAND

Approved by
the College of Commissaires




Communique #26A
Official Results
Men's C3 3km Pursuit Qualification
17.03.2016 - Session 1
WORLD RECORD: 3:26.691 - OBYDENNOV A (RUS) - Aguascalientes (MEX) 11.04.2014

Rang	Dossard	NOM Prenom	Pays	1/4	1/2	3/4	Time	Km/H
RANK	BIB	NAME	NAT	<i>Section Times</i>				
1	98	BERENYI Joseph MC3	USA 19681112 USA	1:11.103(1)	2:20.252(1) 1:09.149(1)	3:32.231(1) 1:11.979(3)	3:32.231	50.888
2	80	NICHOLAS David MC3	AUS 19911201 AUSTRALIA	1:13.897(4)	2:23.411(2) 1:09.514(2)	3:35.184(2) 1:11.773(2)	3:35.184	50.190
3	89	CLIFFORD Eoghan MC3	IRL 19800826 IRELAND	1:15.148(8)	2:25.161(5) 1:10.013(3)	3:35.837(3) 1:10.676(1)	3:35.837	50.038
4	92	FUJITA Masaki MC3	JPN 19850117 JAPAN	1:12.383(2)	2:23.992(3) 1:11.609(6)	3:38.091(4) 1:14.099(7)	3:38.091	49.521
5	86	SANTAS ASENSIO Eduardo MC3	ESP 19890804 SPAIN	1:14.962(7)	2:25.554(6) 1:10.592(4)	3:38.591(5) 1:13.037(5)	3:38.591	49.407
6	96	OBYDENNOV Alexsey MC3	RUS 19760422 RUSSIA	1:15.674(10)	2:26.492(7) 1:10.818(5)	3:40.202(6) 1:13.710(6)	3:40.202	49.046
7	81	SCHELFHOUT Diederick MC3	BEL 19851226 BELGIUM	1:12.908(3)	2:24.955(4) 1:12.047(7)	3:40.821(7) 1:15.866(8)	3:40.821	48.908
8	82	SAMETZ Michael MC3	CAN 19960521 CANADA	1:17.917(11)	2:31.045(10) 1:13.128(8)	3:43.040(8) 1:11.995(4)	3:43.040	48.422
9	97	USTINOV Sergey MC3	RUS 19820701 RUSSIA	1:15.401(9)	2:29.405(8) 1:14.004(9)	3:46.383(9) 1:16.978(11)	3:46.383	47.707
10	90	ANOBILE Fabio MC3	ITA 19931216 ITALY	1:14.815(5)	2:29.691(9) 1:14.876(10)	3:46.638(10) 1:16.947(10)	3:46.638	47.653
11	83	MUNOZ MARIN Esneider MC3	COL 19880909 COLOMBIA	1:18.004(12)	2:34.863(11) 1:16.859(12)	3:50.914(11) 1:16.051(9)	3:50.914	46.771
12	87	SCHINDLER Matthias MC3	GER 19820328 GERMANY	1:18.883(13)	2:35.021(12) 1:16.138(11)	3:52.990(12) 1:17.969(12)	3:52.990	46.354
13	99	KIMBALL Jason MC3	USA 19760804 USA	1:14.913(6)	2:36.836(13) 1:21.923(15)	4:02.343(13) 1:25.507(15)	4:02.343	44.565
14	93	JIN Yongsik MC3	KOR 19780704 KOREA	1:21.301(15)	2:41.477(15) 1:20.176(13)	4:03.348(14) 1:21.871(13)	4:03.348	44.381
15	94	ODENDAAL Juan MC3	RSA 19960616 SOUTH AFRICA	1:20.193(14)	2:41.379(14) 1:21.186(14)	4:05.563(15) 1:24.184(14)	4:05.563	43.981
16	88	EBRAHIMPOORKAZEROONI Modarad MC3	IRN 19871205 IRAN	1:23.253(16)	2:50.098(16) 1:26.845(16)	4:20.117(16) 1:30.019(16)	4:20.117	41.520

Fastest 2 riders will race for gold, and 3rd and 4th riders will race for bronze.
Reclassification : 91 AIZONO (JPN) been reclassified from MC3 to MC2


Communique #26A

Official Results

Men's C3 3km Pursuit Qualification

17.03.2016 - Session 1

WORLD RECORD: 3:26.691 - OBYDENNOV A (RUS) - Aguascalientes (MEX) 11.04.2014

Rang	Dossard	NOM	Prenom	Pays	1/4	1/2	3/4	Time	
RANK	BIB	NAME		NAT	<i>Section Times</i>				Km/H

Approved by
the College of Commissaires

**Fastest 2 riders will race for gold, and 3rd and 4th riders will race for bronze.
Reclassification : 91 AIZONO (JPN) been reclassified from MC3 to MC2**





Communique #27

Liste de Depart / Start List Finals + 3/4

Men's C3 3km Pursuit Finals

17.03.2016 - Session 2

WORLD RECORD: 3:26.691 - OBYDENNOV Alexey (RUS) - AGUASCALIENTES (MEX) 11.04.2014

Serie HEAT	Dossard BIB	Nom NAME	Pays NAT	Ville HOMETOWN	Equipe TEAM
3/4	89	CLIFFORD Eoghan	IRL	MC3	IRELAND
	92	FUJITA Masaki	JPN	MC3	JAPAN
Final	98	BERENYI Joseph	USA	MC3	USA
	80	NICHOLAS David	AUS	MC3	AUSTRALIA

Approved by
the College of Commissaires



Communique #28

Official Results

Women's C5 500m Time Trial Final

17.03.2016 - Session 2

WORLD RECORD: 36.379 - ZHOU, JuFang (CHN) - Aguascalientes (MEX) 10.04.2014

Rang	Dossard	NOM Prenom	Pays	250m	Time	Km/H
RANK	BIB	NAME	NAT			
1	226	ZHOU Jufang WC5	CHN 19851219 CHINA	21.615(2)	37.389	48.143
2	228	STOREY Sarah WC5	GBR 19771026 GREAT BRITAIN	21.795(3)	37.589	47.886
3	227	LANE Crystal WC5	GBR 19850913 GREAT BRITAIN	21.578(1)	37.796	47.624
4	225	DELGADO Mariela Analia WC5	ARG 19860726 ARGENTINA	22.345(5)	38.817	46.371
5	233	SCHUBLE Jennifer WC5	USA 19760708 USA	22.138(4)	39.166	45.958
6	231	HARKOWSKA Anna WC5	POL 19800320 POLAND	23.199(6)	40.503	44.441
7	232	BOSCO Samantha WC5	USA 19870218 USA	24.147(8)	41.087	43.809
8	229	BRACHTENDORF Kerstin WC5	GER 19720522 GERMANY	23.464(7)	41.462	43.413
9	230	SOUTHORN Fiona WC5	NZL 19671008 NEW ZEALAND	25.240(9)	43.223	41.644

Approved by
the College of Commissaires





Communique #29

Official Results

Women's C4 500m Time Trial Final

17.03.2016 - Session 2

WORLD RECORD: 37.879 - RUAN, Jianping - Aguascalientes (MEX) 10.04.2014

Rang	Dossard	NOM Prenom	Pays	250m	Time	Km/H
RANK	BIB	NAME	NAT			
1	190	COX Kadeena WC4	GBR 19910310 GREAT BRITAIN	20.857(1)	37.456	48.056
2	214	RUAN Jianping WC4	CHN 19841219 CHINA	21.502(2)	37.835	47.575
3	217	HORAN Katherine WC4	NZL 19750609 NEW ZEALAND	22.507(3)	39.730	45.306
4	212	POWELL Susan WC4	AUS 19670530 AUSTRALIA	22.862(4)	40.296	44.669
5	220	FISHER Megan WC4	USA 19830301 USA	23.562(5)	41.359	43.521
6	221	MORELLI Shawn WC4	USA 19760329 USA	24.470(6)	42.445	42.408
7	210	LISNEY Alexandra WC4	AUS 19870702 AUSTRALIA	24.625(7)	42.486	42.367
8	213	MOLNAR Marie-Claude WC4	CAN 19831002 CANADA	25.127(10)	43.218	41.649
9	215	SAUL Elizabeth WC4	GBR 19890519 GREAT BRITAIN	24.994(9)	43.556	41.326
10	218	GALKINA Elena WC4	RUS 19780906 RUSSIA	24.987(8)	43.583	41.301
11	219	SEVASTYANOVA Ksenia WC4	RUS 19960722 RUSSIA	25.399(11)	44.479	40.469
12	216	NARCISI Jenny WC4	ITA 19880904 ITALY	25.959(12)	45.413	39.636

Approved by
the College of Commissaires

NEW WORLD RECORD : 37.456 COX Kadeena (GBR)




Communique #30
Official Results
Men's C5 1km Time Trial Final
17.03.2016 - Session 2
WORLD RECORD: 1:01:683 - CABELLO Alfonso (ESP) - Aguascalientes 12.04.2015

Rang	Dossard	NOM Prenom	Pays	1/4	1/2	3/4	Time	Km/H
RANK	BIB	NAME	NAT	<i>Section Times</i>				
1	138	CABELLO LLAMAS Alfonso MC5	ESP 19930919 SPAIN	19.433(1)	33.422(1) 13.989(1)	48.391(1) 14.969(2)	1:05.045 16.654(10)	55.346
2	140	BUTTERWORTH Jon-Allan MC5	GBR 19860206 GREAT BRITAIN	20.306(2)	34.456(2) 14.150(2)	49.400(2) 14.944(1)	1:05.549 16.149(3)	54.921
3	130	DONOHUE Alistair MC5	AUS 19950303 AUSTRALIA	20.397(4)	35.062(3) 14.665(4)	50.044(3) 14.982(3)	1:05.629 15.585(1)	54.854
4	135	MATIZ RUIZ Edwin Fabian MC5	COL 19921106 COLOMBIA	20.662(5)	35.207(4) 14.545(3)	50.409(4) 15.202(5)	1:06.952 16.543(7)	53.770
5	146	MURPHY Christopher MC5	USA 19840920 USA	21.162(10)	36.003(6) 14.841(5)	51.157(6) 15.154(4)	1:07.275 16.118(2)	53.512
6	139	JARAMILLO GALLARDO Pablo MC5	ESP 19770409 SPAIN	20.357(3)	35.303(5) 14.946(6)	50.806(5) 15.503(6)	1:07.289 16.483(6)	53.501
7	134	LIU Xinyang MC5	CHN 19910321 CHINA	21.136(9)	36.493(9) 15.357(8)	52.282(7) 15.789(7)	1:08.593 16.311(5)	52.483
8	145	DEMENTYEV Yehor MC5	UKR 19870312 UKRAINE	20.736(6)	36.525(10) 15.789(13)	52.355(8) 15.830(9)	1:08.630 16.275(4)	52.455
9	143	TARLAO Andrea MC5	ITA 19840108 ITALY	21.396(11)	36.659(11) 15.263(7)	52.452(9) 15.793(8)	1:09.027 16.575(8)	52.154
10	132	CHAMAN Lauro Cesar MC5	BRA 19870625 BRAZIL	20.861(7)	36.459(8) 15.598(11)	52.635(10) 16.176(11)	1:09.423 16.788(11)	51.856
11	137	KAJNAR Tomas MC5	CZE 19780127 CZECH REPUBLIC	21.644(12)	37.092(12) 15.448(9)	52.976(12) 15.884(10)	1:09.627 16.651(9)	51.704
12	144	WILSON Dane MC5	RSA 19820515 SOUTH AFRICA	20.896(8)	36.398(7) 15.502(10)	52.904(11) 16.506(13)	1:11.026 18.122(15)	50.686
13	136	ROBINSON JARAMILLO Joseph MC5	COL 19871203 COLOMBIA	22.935(14)	38.720(13) 15.785(12)	54.973(13) 16.253(12)	1:12.015 17.042(12)	49.990
14	133	GOHR Soelito MC5	BRA 19730914 BRAZIL	22.922(13)	39.732(14) 16.810(14)	56.872(14) 17.140(14)	1:14.519 17.647(13)	48.310
15	142	ADDESI Pierpaolo MC5	ITA 19760629 ITALY	23.325(15)	40.148(15) 16.823(15)	57.518(15) 17.370(15)	1:15.588 18.070(14)	47.627

Approved by
the College of Commissaires




Communique #31A
Official Results
Men's C4 1km Time Trial Final
17.03.2016 - Session 2
WORLD RECORD: 1:01.466 - CUNDY, Jody (GBR) - Aguascalientes (MEX) 12.04.2014

Rang	Dossard	NOM Prenom	Pays	1/4	1/2	3/4	Time	Km/H
RANK	BIB	NAME	NAT	<i>Section Times</i>				
1	113	CUNDY Jody MC4	GBR 19781014 GREAT BRITAIN	19.326(1)	33.544(1)	48.537(1)	1:04.654	55.681
2	125	METELKA Jozef MC4	SVK 19860908 SLOVAKIA	20.717(5)	35.372(2)	50.190(2)	1:06.046	54.507
3	107	WEI Guoping MC4	CHN 19900114 CHINA	20.025(2)	35.464(3)	51.544(3)	1:08.590	52.486
4	106	WANG Xian MC4	CHN 19860117 CHINA	21.129(8)	36.543(7)	52.396(5)	1:09.014	52.163
5	105	BRIDGWOOD Kyle MC4	AUS 19890223 AUSTRALIA	21.921(12)	37.215(10)	52.773(9)	1:09.070	52.121
6	119	ISHII Masashi MC4	JPN 19721223 JAPAN	20.876(7)	36.186(5)	52.202(4)	1:09.530	51.776
7	109	BOUSKA Jiri MC4	CZE 19791230 CZECH REPUBLIC	21.163(9)	36.711(9)	52.704(8)	1:09.646	51.690
8	127	WIDHALM Justin MC4	USA 19770821 USA	20.821(6)	36.220(6)	52.624(7)	1:10.407	51.131
9	120	RAUBENHEIMER Byron MC4	NZL 19910305 NEW ZEALAND	20.392(3)	35.764(4)	52.505(6)	1:11.126	50.614
10	117	PITTACOLO Michele MC4	ITA 19700905 ITALY	21.671(11)	37.637(12)	54.047(12)	1:11.147	50.599
11	108	DUENAS GOMEZ Diego German MC4	COL 19900517 COLOMBIA	22.428(13)	38.250(13)	54.343(13)	1:11.177	50.578
12	121	NOVAK Carol-Eduard MC4	ROU 19760728 ROMANIA	21.575(10)	37.339(11)	53.794(11)	1:11.271	50.511
13	110	JEZEK Jiri MC4	CZE 19741016 CZECH REPUBLIC	22.522(14)	38.627(14)	54.746(14)	1:11.324	50.474
14	123	NAGNIBEDOV Nikita MC4	RUS 19891003 RUSSIA	20.632(4)	36.548(8)	53.543(10)	1:11.794	50.143
15	111	NEIRA PEREZ Cesar MC4	ESP 19791215 SPAIN	23.010(16)	39.734(16)	56.588(16)	1:13.903	48.713
16	115	SCHAFFER Thomas MC4	GER 19801115 GERMANY	22.786(15)	39.440(15)	56.570(15)	1:14.369	48.407



Communique #31A

Official Results

Men's C4 1km Time Trial Final

17.03.2016 - Session 2

WORLD RECORD: 1:01.466 - CUNDY, Jody (GBR) - Aguascalientes (MEX) 12.04.2014

Rang	Dossard	NOM Prenom	Pays	1/4	1/2	3/4	Time	Km/H
RANK	BIB	NAME	NAT	<i>Section Times</i>				
17	112	CREPELIERE Jeremy MC4	FRA 19810113 FRANCE	24.496(20)	41.480(17) 16.984(17)	58.325(17) 16.845(14)	1:15.424 17.099(9)	47.730
18	116	GOLBARNEZHAD Bahman MC4	IRI 19680604 IRAN	24.249(19)	41.626(19) 17.377(18)	59.146(18) 17.520(18)	1:17.080 17.934(16)	46.705
19	122	TAMIRJAN Robert MC4	ROU 19980201 ROMANIA	23.911(17)	41.512(18) 17.601(19)	59.271(19) 17.759(19)	1:17.438 18.167(17)	46.489
20	118	POMPA Matteo MC4	ITA 19881124 ITALY	23.938(18)	44.054(20) 20.116(20)	1:06.049(20) 21.995(20)	1:29.176 23.127(20)	40.370

Approved by
the College of Commissaires



Communique #32

Official Results

Women's C1 3km Pursuit Final

17.03.2016 - Session 2

WORLD RECORD: 4:40.123 - PARIS Jayme (AUS) - LONDON (GBR) 30.08.2012

Rang	Dossard	NOM Prenom	Pays	1/4	1/2	3/4	Time	
RANK	BIB	NAME	NAT	<i>Section Times</i>				Km/H
1	180	LI Jieli	CHN 19910702	1:31.283(1)	3:06.790(1)	4:45.304(1)	4:45.304	37.854
	WC1		CHINA	1:35.507(1)	1:38.514(1)			

Approved by
the College of Commissaires

World Champion and medal Award : 98.2% of World Record (Rules 16.1.006)

Communique #33

Official Final Classification

Women's C1 3km Pursuit Final Classification

Rang RANK	NOM Prenom NAME		Points
1	LI Jieli	CHN 19910702	0

Approved by

the College of Commissaires

World Champion and medal Award : 98.2% of World Record (Rules 16.1.006)

Communique #34

Official Results

Women's C2 3km Pursuit Finals

17.03.2016 - Session 2

WORLD RECORD: 4:07.454 NORBRUIS Alyda (NED) - Aguascalientes (MEX) 12.04.2014

Rang RANK	Dossard BIB	NOM Prenom NAME	Pays NAT	1K	2K 1K->2K	3K 2K->3K	Time	Km/H
3/4								
1	188	MUNEVAR Daniela Carolin COLOMBIA	COL19950718	1:29.531(2)	2:56.907(1) 1:27.376(1)	1:28.222(1)	4:25.129	40.735
2	186	SONG Zhenling CHINA	CHN19801029	1:28.666(1)	2:58.954(2) 1:30.288(2)	1:30.546(2)	4:29.500	40.074
Final								
1	187	ZENG Sini CHINA	CHN19880103	1:26.455(2)	2:48.197(1) 1:21.742(1)	1:25.176(2)	4:13.373	42.625
2	192	NORBRUIS Alyda NETHERLANDS	NED19890328	1:25.388(1)	2:50.092(2) 1:24.704(2)	1:24.092(1)	4:14.184	42.489

Approved by
the College of Commissaires

**Communique #35****Official Final Classification****Women's C2 3km Pursuit Final Classification**

Rang RANK	NOM Prenom NAME		Points
1	ZENG Sini	CHN 19880103	0
2	NORBRUIS Alyda	NED 19890328	0
3	MUNEVAR Daniela Carolin	COL 19950718	0
4	SONG Zhenling	CHN 19801029	0
5	JONES Allison	USA 19840512	0
6	REID Amanda	AUS 19961112	0
7	HURST Sally	GBR 19781105	0
8	DIEPOLDOVA Tereza	CZE 19880717	0

Approved by
the College of Commissaires



**Communique #35****Official Final Classification****Women's C2 3km Pursuit Final Classification**

Rang RANK	NOM Prenom NAME		Points
1	ZENG Sini	CHN 19880103	0
2	NORBRUIS Alyda	NED 19890328	0
3	MUNEVAR Daniela Carolin	COL 19950718	0
4	SONG Zhenling	CHN 19801029	0
5	JONES Allison	USA 19840512	0
6	REID Amanda	AUS 19961112	0
7	HURST Sally	GBR 19781105	0
8	DIEPOLDOVA Tereza	CZE 19880717	0

Approved by
the College of Commissaires



Communique #36

Official Results

Women's C3 3km Pursuit Finals

17.03.2016 - Session 2

WORLD RECORD: 4:06.756 GIGLIA Megan (GBR) - Montichiari (ITA) 17.03.2016

Rang RANK	Dossard BIB	NOM Prenom NAME	Pays NAT	1K	2K 1K->2K	3K 2K->3K	Time	Km/H
3/4								
1	200	KENNEDY Simone AUSTRALIA	AUS ¹⁹⁹⁴⁰¹⁰⁴	1:27.802(2)	2:50.705(2) 1:22.903(1)	1:24.911(1)	4:15.616	42.251
2	204	WHITMORE Jamie USA	USA ¹⁹⁷⁶⁰⁵⁰⁴	1:24.653(1)	2:48.593(1) 1:23.940(2)	1:27.310(2)	4:15.903	42.203
Final								
1	201	GIGLIA Megan GREAT BRITAIN	GBR ¹⁹⁸⁵⁰³²⁶	1:20.175(1)	2:41.624(1) 1:21.449(1)	1:25.941(2)	4:07.565	43.625
2	202	SCHINDLER Denise GERMANY	GER ¹⁹⁸⁵¹¹⁰⁹	1:24.320(2)	2:48.125(2) 1:23.805(2)	1:25.822(1)	4:13.947	42.529

Approved by
the College of Commissaires

Communique #37

Official Final Classification

Women's C3 3km Pursuit Final Classification

Rang RANK	NOM Prenom NAME		Points
1	GIGLIA Megan	GBR 19850326	0
2	SCHINDLER Denise	GER 19851109	0
3	KENNEDY Simone	AUS 19940104	0
4	WHITMORE Jamie	USA 19760504	0
5	BURNS Roxanne	RSA 19881021	0

Approved by
the College of Commissaires



Communique #38

Official Results

Men's C1 3km Pursuit Finals

17.03.2016 - Session 2

WORLD RECORD: 3:51.961 - LI Zhangyu (CHN) - Montichiari (ITA) 17.03.2016

Rang RANK	Dossard BIB	NOM Prenom NAME	Pays NAT	1K	2K 1K->2K	3K 2K->3K	Time	Km/H
3/4								
1	46	NIJHUIS Arnoud NETHERLANDS	NED	19890709			4:02.752	44.490
2	48	LISTER William USA	USA	19820523			MC1	OVR
Final								
1	40	LI Zhangyu CHINA	CHN	19880812	1:19.878(1) 1:16.248(1)	2:36.126(1) 1:19.226(1)	3:55.352	45.889
2	39	WILSON Ross CANADA	CAN	19811210	1:21.066(2) 1:17.588(2)	2:38.654(2) 1:19.487(2)	3:58.141	45.351

Approved by
the College of Commissaires

Bronze medal ride time is from the Qualification ride

Communique #39
Official Final Classification
Men's C1 3km Pursuit Final Classification

Rang RANK	NOM Prenom NAME		Points
1	LI Zhangyu	CHN 19880812	0
2	WILSON Ross	CAN 19811210	0
3	NIJHUIS Arnoud	NED 19890709	0
4	LISTER William	USA 19820523	0
5	TEUBER Michael	GER 19680123	0
6	WINKLER Erich	GER 19680523	0
7	MILLEY Jaye	CAN 19910513	0
8	MASINI Giancarlo	ITA 19700110	0
9	KEY Todd	USA 19610317	0
10	THOMPSON Darcy	AUS 19970223	0
11	LOPEZ Rodrigo Fernand	ARG 19790103	0
12	MENDEZ Juan Jose	ESP 19640327	0
13	PUSATERI Andrea	ITA 19930808	0
14	ZIRKL Andreas	AUT 19680315	0

Approved by
the College of Commissaires

Communique #40

Official Results

Men's C2 3km Pursuit Finals

17.03.2016 - Session 2

WORLD RECORD: 3.40.367 LIANG Guihua (CHN) - Aguascalientes (MEX) 11.04.2014

Rang RANK	Dossard BIB	NOM Prenom NAME	Pays NAT	1K	2K 1K->2K	3K 2K->3K	Time	Km/H
3/4								
1	72	GILMUTDINOV Arslan RUSSIA	RUS ¹⁹⁸²¹¹¹⁷	1:18.142(1)	2:33.119(1) 1:14.977(2)	1:16.613(1)	3:49.732	47.011
2	57	LIANG Guihua CHINA	CHN ¹⁹⁸⁴⁰⁵²⁵	1:20.167(2)	2:34.910(2) 1:14.743(1)	1:17.585(2)	3:52.495	46.453
Final								
1	56	CHERNOVE Tristen CANADA	CAN ¹⁹⁷⁵⁰⁵²²	1:16.898(1)	2:28.975(1) 1:12.077(1)	1:15.523(1)	3:44.498	48.107
2	67	LYNCH Colin IRELAND	IRL ¹⁹⁷⁰¹²¹⁶	1:19.796(2)	2:35.173(2) 1:15.377(2)	1:18.521(2)	3:53.694	46.214

Approved by
the College of Commissaires


Communique #41

Official Final Classification

Men's C2 3km Pursuit Final Classification

Rang RANK	NOM Prenom NAME		Points
1	CHERNOVE Tristen	CAN 19750522	0
2	LYNCH Colin	IRL 19701216	0
3	GILMUTDINOV Arslan	RUS 19821117	0
4	LIANG Guihua	CHN 19840525	0
5	ROLFE Louis	GBR 19970721	0
6	GALVIS BECERRA Alvaro	COL 19700125	0
7	KEITH Aaron	USA 19710623	0
8	ECKHARD TIO Maurice	ESP 19830726	0
9	KOBLASA Ivo	CZE 19930710	0
10	LACROIX Francois	FRA 19840825	0
11	KAWAMOTO Shota	JPN 19960819	0
12	BOLLIGER Roger	SUI 19741117	0
13	ROMERO Cristian	COL 19940305	0
14	BENDA Matej	CZE 19930519	0
15	MATTHYS Arnout	BEL 19770921	0
16	AIZONO Kentaro	JPN 19950227	0
17	OLAH Attila	ROU 19890516	0
18	MOESCU Eduard Mihaita	ROU 19851116	0
19	ALEM Mumuni	GHA 19831231	0

Approved by
the College of Commissaires



Men's C3 3km Pursuit Finals

17.03.2016 - Session 2

WORLD RECORD: 3:26.691 - OBYDENNOV Alexey (RUS) - AGUASCALIENTES (MEX) 11.04.2014

Audit Trail for 89 CLIFFORD, Eoghan 3/4

Laps To Go	Stage	Time	Section	Diff +/-
11.5	int	15.139	15.139	+1.238
11.0	lap 1	24.483	9.344	+1.952
10.5	int	33.229	8.746	+2.383
10.0	lap 2	41.740	8.511	+2.597
9.5	int	50.155	8.415	+2.592
9.0	lap 3	58.577	8.422	+2.480
8.5	int	1:07.065	8.488	+2.365
8.0	lap 4	1:15.612	8.547	+2.188
7.5	int	1:24.251	8.639	+1.982
7.0	lap 5	1:32.963	8.712	+1.795
6.5	int	1:41.753	8.790	+1.613
6.0	lap 6	1:50.593	8.840	+1.407
5.5	int	1:59.469	8.876	+1.196
5.0	lap 7	2:08.352	8.883	+0.926
4.5	int	2:17.278	8.926	+0.641
4.0	lap 8	2:26.201	8.923	+0.274
3.5	int	2:35.140	8.939	-0.177
3.0	lap 9	2:44.134	8.994	-0.597
2.5	int	2:53.139	9.005	-1.041
2.0	lap 10	3:02.193	9.054	-1.410
1.5	int	3:11.309	9.116	-1.755
1.0	lap 11	3:20.420	9.111	-2.171
0.5	int	3:29.590	9.170	-2.558

Laps To Go	Stage	Time	Section	Diff +/-
0.0	FINISH	3:38.741	9.151	-2.857





Men's C3 3km Pursuit Finals

17.03.2016 - Session 2

WORLD RECORD: 3:26.691 - OBYDENNOV Alexey (RUS) - AGUASCALIENTES (MEX) 11.04.2014

Audit Trail for 92 FUJITA, Masaki 3/4

Laps To Go	Stage	Time	Section	Diff +/-
11.5	int	13.901	13.901	-1.238
11.0	lap 1	22.531	8.630	-1.952
10.5	int	30.846	8.315	-2.383
10.0	lap 2	39.143	8.297	-2.597
9.5	int	47.563	8.420	-2.592
9.0	lap 3	56.097	8.534	-2.480
8.5	int	1:04.700	8.603	-2.365
8.0	lap 4	1:13.424	8.724	-2.188
7.5	int	1:22.269	8.845	-1.982
7.0	lap 5	1:31.168	8.899	-1.795
6.5	int	1:40.140	8.972	-1.613
6.0	lap 6	1:49.186	9.046	-1.407
5.5	int	1:58.273	9.087	-1.196
5.0	lap 7	2:07.426	9.153	-0.926
4.5	int	2:16.637	9.211	-0.641
4.0	lap 8	2:25.927	9.290	-0.274
3.5	int	2:35.317	9.390	+0.177
3.0	lap 9	2:44.731	9.414	+0.597
2.5	int	2:54.180	9.449	+1.041
2.0	lap 10	3:03.603	9.423	+1.410
1.5	int	3:13.064	9.461	+1.755
1.0	lap 11	3:22.591	9.527	+2.171
0.5	int	3:32.148	9.557	+2.558

Laps To Go	Stage	Time	Section	Diff +/-
0.0	FINISH	3:41.598	9.450	+2.857





Men's C3 3km Pursuit Finals

17.03.2016 - Session 2

WORLD RECORD: 3:26.691 - OBYDENNOV Alexey (RUS) - AGUASCALIENTES (MEX) 11.04.2014

Audit Trail for 98 BERENYI, Joseph Final

Laps To Go	Stage	Time	Section	Diff +/-
11.5	int	14.870	14.870	+0.365
11.0	lap 1	23.702	8.832	+0.480
10.5	int	31.828	8.126	+0.218
10.0	lap 2	39.762	7.934	-0.185
9.5	int	47.684	7.922	-0.608
9.0	lap 3	55.726	8.042	-0.932
8.5	int	1:03.908	8.182	-1.243
8.0	lap 4	1:12.238	8.330	-1.521
7.5	int	1:20.682	8.444	-1.768
7.0	lap 5	1:29.256	8.574	-1.953
6.5	int	1:37.967	8.711	-1.984
6.0	lap 6	1:46.819	8.852	-1.896
5.5	int	1:55.832	9.013	-1.772
5.0	lap 7	2:04.949	9.117	-1.535
4.5	int	2:14.070	9.121	-1.293
4.0	lap 8	2:23.242	9.172	-1.052
3.5	int	2:32.364	9.122	-0.882
3.0	lap 9	2:41.437	9.073	-0.760
2.5	int	2:50.415	8.978	-0.716
2.0	lap 10	2:59.434	9.019	-0.670
1.5	int	3:08.496	9.062	-0.591
1.0	lap 11	3:17.622	9.126	-0.487
0.5	int	3:26.678	9.056	-0.550

Laps To Go	Stage	Time	Section	Diff +/-
0.0	FINISH	3:35.569	8.891	-0.802





Men's C3 3km Pursuit Finals

17.03.2016 - Session 2

WORLD RECORD: 3:26.691 - OBYDENNOV Alexey (RUS) - AGUASCALIENTES (MEX) 11.04.2014

Audit Trail for 80 NICHOLAS, David Final

Laps To Go	Stage	Time	Section	Diff +/-
11.5	int	14.505	14.505	-0.365
11.0	lap 1	23.222	8.717	-0.480
10.5	int	31.610	8.388	-0.218
10.0	lap 2	39.947	8.337	+0.185
9.5	int	48.292	8.345	+0.608
9.0	lap 3	56.658	8.366	+0.932
8.5	int	1:05.151	8.493	+1.243
8.0	lap 4	1:13.759	8.608	+1.521
7.5	int	1:22.450	8.691	+1.768
7.0	lap 5	1:31.209	8.759	+1.953
6.5	int	1:39.951	8.742	+1.984
6.0	lap 6	1:48.715	8.764	+1.896
5.5	int	1:57.604	8.889	+1.772
5.0	lap 7	2:06.484	8.880	+1.535
4.5	int	2:15.363	8.879	+1.293
4.0	lap 8	2:24.294	8.931	+1.052
3.5	int	2:33.246	8.952	+0.882
3.0	lap 9	2:42.197	8.951	+0.760
2.5	int	2:51.131	8.934	+0.716
2.0	lap 10	3:00.104	8.973	+0.670
1.5	int	3:09.087	8.983	+0.591
1.0	lap 11	3:18.109	9.022	+0.487
0.5	int	3:27.228	9.119	+0.550

Laps To Go	Stage	Time	Section	Diff +/-
0.0	FINISH	3:36.371	9.143	+0.802



Men's C3 3km Pursuit Finals

17.03.2016 - Session 2

WORLD RECORD: 3:26.691 - OBYDENNOV Alexey (RUS) - AGUASCALIENTES (MEX) 11.04.2014

*Audit Trail for
80 NICHOLAS, David Final*

Approved by
the College of Commissaires





Communique #42

Official Results

Men's C3 3km Pursuit Finals

17.03.2016 - Session 2

WORLD RECORD: 3:26.691 - OBYDENNOV Alexey (RUS) - AGUASCALIENTES (MEX) 11.04.2014

Rang RANK	Dossard BIB	NOM Prenom NAME	Pays NAT	1K	2K 1K->2K	3K 2K->3K	Time	Km/H
3/4								
1	89	CLIFFORD Eoghan IRELAND	IRL 19800826	1:15.612(2)	2:26.201(2) 1:10.589(1)	1:12.540(1)	3:38.741	49.373
2	92	FUJITA Masaki JAPAN	JPN19850117	1:13.424(1)	2:25.927(1) 1:12.503(2)	1:15.671(2)	3:41.598	48.737
Final								
1	98	BERENYI Joseph USA	USA19681112	1:12.238(1)	2:23.242(1) 1:11.004(2)	1:12.327(2)	3:35.569	50.100
2	80	NICHOLAS David AUSTRALIA	AUS19911201	1:13.759(2)	2:24.294(2) 1:10.535(1)	1:12.077(1)	3:36.371	49.914

Approved by
the College of Commissaires


Communique #43
Official Final Classification
Men's C3 3km Pursuit Final Classification

Rang RANK	NOM Prenom NAME		Points
1	BERENYI Joseph	USA 19681112	0
2	NICHOLAS David	AUS 19911201	0
3	CLIFFORD Eoghan	IRL 19800826	0
4	FUJITA Masaki	JPN 19850117	0
5	SANTAS ASENSIO Eduardo	ESP 19890804	0
6	OBYDENNOV Alexsey	RUS 19760422	0
7	SCHELFHOUT Diederick	BEL 19851226	0
8	SAMETZ Michael	CAN 19960521	0
9	USTINOV Sergey	RUS 19820701	0
10	ANOBILE Fabio	ITA 19931216	0
11	MUNOZ MARIN Esneider	COL 19880909	0
12	SCHINDLER Matthias	GER 19820328	0
13	KIMBALL Jason	USA 19760804	0
14	JIN Yongsik	KOR 19780704	0
15	ODENDAAL Juan	RSA 19960616	0
16	EBRAHIMPOORKAZEROONI Modammad	IRI 19871205	0

Approved by
the College of Commissaires



**DECISIONS OF THE PANEL OF COMMISSAIRES
DECISIONS DU COLLEGE DES COMMISSAIRES
DECISIONE DEL COLLEGIO DEI COMMISSARI**

**THURSDAY 17 MARCH 2016
JEUDI 17 MARS 2016
GIOVEDI 17 MARZO 2016**

INFRIGEMENT / SANCTION / SANZIONA

MEN'S C3 – B / PURSUIT (QUALIFYING)

12.1.040.4-1 : For number badly positioned.

Fine : CHF 50

Rider # 93 – JIN Yongsik (KOR 19780704)

Communique #45

Official Start List

Women's B 3km Pursuit Qualification

18.03.2016 - Session 1

WORLD RECORD: 3.23.328 - FOY Emma (NZL) Aguascalientes 10.04.2014

Heat 1

167 POLAND

167	DUZIKOWSKA Anna	POL 19930920	POLAND WB
167	MORYTKO Natalia	POL 19930410	POLAND PIL

169 USA

169	CHESHIRE Shawn	USA 19750916	USA WB
169	WOODRING Mackenzie	USA 19790216	USA PIL

Heat 2

161 GREECE

161	KANTZA Paraskevi	GRE 19760808	GREECE WB
161	VOUTZALI Vasiliki	GRE 19831008	GREECE PIL

157 BELGIUM

157	HOET Griet	BEL 19780612	BELGIUM WB
157	MONSIEUR Anneleen	BEL 19780126	BELGIUM PIL

Heat 3

160 GREECE

160	CHALKIADAKI Adamantia	GRE 19861001	GREECE WB
160	MILAKI Argyro	GRE 19920703	GREECE PIL

165 NEW ZEALAND

165	CAMERON Amanda	NZL 19880825	NEW ZEALAND WB
165	VAN KAMPEN Hannah	NZL 19930508	NEW ZEALAND PIL

Fastest 2 riders will race for gold, and 3rd and 4th riders will race for bronze.

Communique #45

Official Start List

Women's B 3km Pursuit Qualification

18.03.2016 - Session 1

WORLD RECORD: 3.23.328 - FOY Emma (NZL) Aguascalientes 10.04.2014

Heat 4

163 JAPAN

163	KANUMA Yurie	JPN 19810520	JAPAN WB
163	TANAKA Mai	JPN 19891225	JAPAN PIL

159 GREAT BRITAIN

159	TURNHAM Lora	GBR19880904	GREAT BRITAIN WB
159	HALL Corrine	GBR19910220	GREAT BRITAIN PIL

Heat 5

166 NEW ZEALAND

166	FOY Emma	NZL 19890406	NEW ZEALAND WB
166	THOMPSON Laura	NZL 19870604	NEW ZEALAND PIL

162 IRELAND

162	DUNLEVY Katie-George	IRL 19811126	IRELAND WB
162	MCCRISTAL Eve	IRL 19780728	IRELAND PIL

Approved by
the College of Commissaires

Fastest 2 riders will race for gold, and 3rd and 4th riders will race for bronze.

Communique #46A
Official Start List
Men's B 4km Pursuit Qualification

18.03.2016 - Session 1

WORLD RECORD: 4:11:213 - FORMSTON M/CURRAN M (AUS) - Aguascalientes (MEX) 10.04.2014

Heat 1
20 KOREA

20	KIM Jonggiu	KOR19840417	KOREA MB
20	SONG Jonghoon	KOR19920810	KOREA PIL

Heat 2
18 ITALY

18	BERSINI Emanuele	ITA 19790124	ITALY MB
18	PANIZZA Riccardo	ITA 19870913	ITALY PIL

28 USA

28	TRIPLETT Chester	USA 19790425	USA MB
28	KNOTT Kyle	USA 19860725	USA PIL

Heat 3
1 ARGENTINA

1	VILLALBA Raul	ARG19781020	ARGENTINA MB
1	ROMERO Ezequiel	ARG19770224	ARGENTINA PIL

16 HUNGARY

16	BUTU Arnold Csaba	HUN19690220	HUNGARY MB
16	GARAMSZEGI Laszlo	HUN19780122	HUNGARY PIL

Heat 4
21 MALAYSIA

21	AHMAD BAJURI Aiman Asyraff	MAS19950113	MALAYSIA MB
21	MOHAMAD HAFIZ Muhamed Sufian	MAS19860712	MALAYSIA PIL

Fastest 2 teams will race for gold, and 3rd and 4th teams will race for bronze.

Communique #46A
Official Start List
Men's B 4km Pursuit Qualification

18.03.2016 - Session 1

WORLD RECORD: 4:11:213 - FORMSTON M/CURRAN M (AUS) - Aguascalientes (MEX) 10.04.2014

Heat 5
15 GREECE

15	BARAKAS Athanasios	GRE19711022	GREECE MB
15	TROULINOS Konstantinos	GRE19810704	GREECE PIL

22 MALAYSIA

22	RIZAN Muhammad Afiq A	MAS19960322	MALAYSIA MB
22	MOHD FAIZAL Mohamed Noh	MAS19840905	MALAYSIA PIL

5 AUSTRIA

5	BITZINGER Patrick	AUT 19950104	AUSTRIA MB
5	TENOR Wolfgang	AUT 19700601	AUSTRIA PIL

Heat 6
7 COLOMBIA

7	SERNA Nelson	COL 19860921	COLOMBIA MB
7	DURANGO Sebastian	COL 19910804	COLOMBIA PIL

17 IRELAND

17	RYAN Peter	IRL 19900429	IRELAND MB
17	HAHESSY Sean	IRL 19950603	IRELAND PIL


Heat 7
6 CANADA

6	CHALIFOUR Daniel	CAN19711209	CANADA MB
6	LACHANCE Jean-Michel	CAN19870120	CANADA PIL

Fastest 2 teams will race for gold, and 3rd and 4th teams will race for bronze.


Communique #46A
Official Start List
Men's B 4km Pursuit Qualification

18.03.2016 - Session 1

WORLD RECORD: 4:11:213 - FORMSTON M/CURRAN M (AUS) - Aguascalientes (MEX) 10.04.2014

19 ITALY

19	PIZZI Ivano	ITA 19780701	ITALY MB
19	FANTINI Alessandro	ITA 19851020	ITALY PIL

Heat 8
9 SPAIN

9	GONZALEZ GARCIA Carlos	ESP 19810316	SPAIN MB
9	MARTIN INFANTE Noel	ESP 19891120	SPAIN PIL

12 GREAT BRITAIN

12	BATE Stephen	GBR19770824	GREAT BRITAIN MB
12	DUGGLEBY Adam	GBR19841016	GREAT BRITAIN PIL

Heat 9
25 NETHERLANDS

25	TER SCHURE Vincent	NED19791024	NETHERLANDS MB
25	FRANSEN Timo	NED19870603	NETHERLANDS PIL

26 POLAND

26	POLAK Marcin	POL 19821125	POLAND MB
26	LADOSZ Michal	POL 19840209	POLAND PIL

Heat 10
8 SPAIN

8	AVILA RODRIGUEZ Ignacio	ESP 19790119	SPAIN MB
8	FONT BERTOLI Joan	ESP 19850831	SPAIN PIL

Fastest 2 teams will race for gold, and 3rd and 4th teams will race for bronze.

**Communique #46A****Official Start List****Men's B 4km Pursuit Qualification**

18.03.2016 - Session 1

WORLD RECORD: 4:11:213 - FORMSTON M/CURRAN M (AUS) - Aguascalientes (MEX) 10.04.2014

Heat 11

2 AUSTRALIA

2	FORMSTON Matt	AUS 19780721	AUSTRALIA MB
2	CURRAN Michael	AUS 19830413	AUSTRALIA PIL

24 NETHERLANDS

24	DE VRIES Stephen	NED 19951117	NETHERLANDS MB
24	BOS Patrick	NED 19870820	NETHERLANDS PIL

4 AUSTRALIA

4	MODRA Kieran	AUS 19720327	AUSTRALIA MB
4	EDWARDS David	AUS 19930421	AUSTRALIA PIL

Approved by
the College of Commissaires

Fastest 2 teams will race for gold, and 3rd and 4th teams will race for bronze.

Communique #47

Official Start List

Women's C1 500m Time Trial Final

18.03.2016 - Session 1

WORLD RECORD: 45.449 - PARIS, Jayme (AUS) - LONDON (GBR) - 01.09.2012

Heat 1

180

LI Jieli

CHN19910702

CHINA
WC1

Approved by
the College of Commissaires

Communique #48B

Official Start List

Women's C2 500m Time Trial Final

18.03.2016 - Session 1

WORLD RECORD: 39.959 - NORBRUIS Alyda (NED) - Apeldoorn (NED) - 26.03.2015

Heat 1	191	HURST Sally	GBR19781105	GREAT BRITAIN WC2
Heat 2	185	REID Amanda	AUS19961112	AUSTRALIA WC2
Heat 3	188	MUNEVAR Daniela Carolin	COL19950718	COLOMBIA WC2
Heat 4	189	DIEPOLDOVA Tereza	CZE19880717	CZECH REPUBLIC WC2
Heat 5	187	ZENG Sini	CHN19880103	CHINA WC2
Heat 6	193	JONES Allison	USA19840512	USA WC2
Heat 7	186	SONG Zhenling	CHN19801029	CHINA WC2
Heat 8	192	NORBRUIS Alyda	NED19890328	NETHERLANDS WC2

Approved by
the College of Commissaires

Communique #49

Official Start List

Women's C3 500m Time Trial Final

18.03.2016 - Session 1

WORLD RECORD: 42.955 - WHITMORE CARDENAS Jamie (USA) - Aguacalientes (MEX) 10.04.2014

Heat 1	203	BURNS Roxanne	RSA19881021	SOUTH AFRICA WC3
Heat 2	201	GIGLIA Megan	GBR19850326	GREAT BRITAIN WC3
Heat 3	200	KENNEDY Simone	AUS19940104	AUSTRALIA WC3
Heat 4	202	SCHINDLER Denise	GER19851109	GERMANY WC3
Heat 5	204	WHITMORE Jamie	USA19760504	USA WC3

Approved by
the College of Commissaires



**Communique #50****Official Start List****Men's C1 1km Time Trial Final**

18.03.2016 - Session 1

WORLD RECORD: 1:13:009 - LI Zhang Yu (CHN) - LONDON (GBR) 30.08.2012

Heat 1	36	THOMPSON Darcy	AUS19970223	AUSTRALIA MC1
Heat 2	45	PUSATERI Andrea	ITA 19930808	ITALY MC1
Heat 3	42	TEUBER Michael	GER19680123	GERMANY MC1
Heat 4	48	LISTER William	USA19820523	USA MC1
Heat 5	37	ZIRKL Andreas	AUT19680315	AUSTRIA MC1
Heat 6	38	MILLEY Jaye	CAN19910513	CANADA MC1
Heat 7	39	WILSON Ross	CAN19811210	CANADA MC1
Heat 8	47	KEY Todd	USA19610317	USA MC1
Heat 9	44	MASINI Giancarlo	ITA 19700110	ITALY MC1
Heat 10	41	MENDEZ Juan Jose	ESP19640327	SPAIN MC1
Heat 11	43	WINKLER Erich	GER19680523	GERMANY MC1
Heat 12	35	LOPEZ Rodrigo Fernand	ARG19790103	ARGENTINA MC1
Heat 13	46	NIJHUIS Arnoud	NED19890709	NETHERLANDS MC1
Heat 14	40	LI Zhangyu	CHN19880812	CHINA MC1

Approved by
the College of Commissaires


Communique #51
Official Start List
Men's C2 1km Time Trial Final
18.03.2016 - Session 2
WORLD RECORD: 1:13.235 - XIE Hao (CHN) - Aguascalientes (MEX) 12.04.2014

Heat 1	66	ALEM Mumuni	GHA19831231	GHANA MC2
Heat 2	70	MOESCU Eduard Mihaita	ROU19851116	ROMANIA MC2
Heat 3	56	CHERNOVE Tristen	CAN19750522	CANADA MC2
Heat 4	61	BENDA Matej	CZE19930519	CZECH REPUBLIC MC2
Heat 5	69	KAWAMOTO Shota	JPN19960819	JAPAN MC2
Heat 6	55	MATTHYS Arnout	BEL19770921	BELGIUM MC2
Heat 7	64	LACROIX Francois	FRA19840825	FRANCE MC2
Heat 8	71	OLAH Attila	ROU19890516	ROMANIA MC2
Heat 9	60	ROMERO Cristian	COL19940305	COLOMBIA MC2
Heat 10	63	ECKHARD TIO Maurice	ESP19830726	SPAIN MC2
Heat 11	73	BOLLIGER Roger	SUI19741117	SWITZERLAND MC2
Heat 12	65	ROLFE Louis	GBR19970721	GREAT BRITAIN MC2
Heat 13	74	KEITH Aaron	USA19710623	USA MC2
Heat 14	72	GILMUTDINOV Arslan	RUS19821117	RUSSIA MC2
Heat 15	59	GALVIS BECERRA Alvaro	COL19700125	COLOMBIA MC2
Heat 16	62	KOBLASA Ivo	CZE19930710	CZECH REPUBLIC MC2
Heat 17	57	LIANG Guihua	CHN19840525	CHINA MC2
Heat 18	58	XIE Hao	CHN19890821	CHINA MC2

Communique #51

Official Start List

Men's C2 1km Time Trial Final

18.03.2016 - Session 2

WORLD RECORD: 1:13.235 - XIE Hao (CHN) - Aguascalientes (MEX) 12.04.2014

Approved by
the College of Commissaires





Communique #52

Official Start List

Men's C3 1km Time Trial Final

18.03.2016 - Session 2

WORLD RECORD: 1:06:131 - OBYDENNOV Alexey (RUS) Aguascalientes (MEX) 12.04.2014

Heat 1	88	EBRAHIMPOORKAZEROONI Modammad	IRN 19871205	IRAN MC3
Heat 2	84	SANCHEZ Carmelo	COL19770524	COLOMBIA MC3
Heat 3	99	KIMBALL Jason	USA19760804	USA MC3
Heat 4	93	JIN Yongsik	KOR19780704	KOREA MC3
Heat 5	87	SCHINDLER Matthias	GER19820328	GERMANY MC3
Heat 6	94	ODENDAAL Juan	RSA19960616	SOUTH AFRICA MC3
Heat 7	80	NICHOLAS David	AUS19911201	AUSTRALIA MC3
Heat 8	85	GRANADOS ALKORTA Amador	ESP19670515	SPAIN MC3
Heat 9	82	SAMETZ Michael	CAN19960521	CANADA MC3
Heat 10	90	ANOBILE Fabio	ITA 19931216	ITALY MC3
Heat 11	96	OBYDENNOV Alexsey	RUS19760422	RUSSIA MC3
Heat 12	92	FUJITA Masaki	JPN 19850117	JAPAN MC3
Heat 13	86	SANTAS ASENSIO Eduardo	ESP19890804	SPAIN MC3
Heat 14	89	CLIFFORD Eoghan	IRL 19800826	IRELAND MC3
Heat 15	95	BATUKOV Sergey	RUS19880719	RUSSIA MC3
Heat 16	81	SCHELFHOUT Diederick	BEL 19851226	BELGIUM MC3
Heat 17	98	BERENYI Joseph	USA19681112	USA MC3

Communique #52

Official Start List

Men's C3 1km Time Trial Final

18.03.2016 - Session 2

WORLD RECORD: 1:06:131 - OBYDENNOV Alexey (RUS) Aguascalientes (MEX) 12.04.2014



Approved by 
the College of Commissaires

Communique #53

Official Start List

Women's C1-3 Scratch Race Final

18.03.2016 - Session 2

Race distance 10km - 40 laps

Dossard BIB	NOM Prenom NAME	Pays NAT		START POSITION
----------------	--------------------	-------------	--	-------------------

Final

185	REID Amanda	AUS ⁹⁹⁶¹¹¹²	WC2 AUSTRALIA	Railing
186	SONG Zhenling	CHN ⁹⁸⁰¹⁰²⁹	WC2 CHINA	Railing
187	ZENG Sini	CHN ⁹⁸⁸⁰¹⁰³	WC2 CHINA	Railing
188	MUNEVAR Daniela Carolin	COL ⁹⁹⁵⁰⁷¹⁸	WC2 COLOMBIA	Railing
191	HURST Sally	GBR ⁹⁷⁸¹¹⁰⁵	WC2 GREAT BRITAIN	Railing
192	NORBRUIS Alyda	NED ⁹⁸⁹⁰³²⁸	WC2 NETHERLANDS	Railing
193	JONES Allison	USA ⁹⁸⁴⁰⁵¹²	WC2 USA	Railing
201	GIGLIA Megan	GBR ⁹⁸⁵⁰³²⁶	WC3 GREAT BRITAIN	Railing
202	SCHINDLER Denise	GER ⁹⁸⁵¹¹⁰⁹	WC3 GERMANY	Railing
204	WHITMORE Jamie	USA ⁹⁷⁶⁰⁵⁰⁴	WC3 USA	Railing

Approved by

the College of Commissaires


Communique #54C
Official Start List
Men's C1-3 Scratch Race Qualification
18.03.2016 - Session 2
Race distance 10km - 40 laps

Dossard BIB	NOM Prenom NAME	Pays NAT	START POSITION
----------------	--------------------	-------------	-------------------

Qualification Heat 1

37	ZIRKL Andreas	AUT ⁹⁶⁸⁰³¹⁵	MC1 AUSTRIA	Railing
43	WINKLER Erich	GER ⁹⁶⁸⁰⁵²³	MC1 GERMANY	Railing
55	MATTHYS Arnout	BEL ¹⁹⁷⁷⁰⁹²¹	MC2 BELGIUM	Railing
59	GALVIS BECERRA Alvaro	COL ¹⁹⁷⁰⁰¹²⁵	MC2 COLOMBIA	Railing
61	BENDA Matej	CZE ¹⁹⁹³⁰⁵¹⁹	MC2 CZECH REPUBLIC	Railing
64	LACROIX Francois	FRA ¹⁹⁸⁴⁰⁸²⁵	MC2 FRANCE	Railing
67	LYNCH Colin	IRL ¹⁹⁷⁰¹²¹⁶	MC2 IRELAND	Railing
71	OLAH Attila	ROU ⁹⁸⁹⁰⁵¹⁶	MC2 ROMANIA	Railing
72	GILMUTDINOV Arslan	RUS ⁹⁸²¹¹¹⁷	MC2 RUSSIA	Railing
80	NICHOLAS David	AUS ⁹⁹¹¹²⁰¹	MC3 AUSTRALIA	Railing
82	SAMETZ Michael	CAN ⁹⁹⁶⁰⁵²¹	MC3 CANADA	Railing
86	SANTAS ASENSIO Eduardo	ESP ¹⁹⁸⁹⁰⁸⁰⁴	MC3 SPAIN	Railing
88	EBRAHIMPOORKAZEROONI Modammad	IRI ¹⁹⁸⁷¹²⁰⁵	MC3 IRAN	Railing
90	ANOBILE Fabio	ITA ¹⁹⁹³¹²¹⁶	MC3 ITALY	Railing
98	BERENYI Joseph	USA ⁹⁶⁸¹¹¹²	MC3 USA	Railing

Top 10 from each heat will qualify to Scratch Race Final Race



Communique #54C

Official Start List

Men's C1-3 Scratch Race Qualification

18.03.2016 - Session 2

Race distance 10km - 40 laps


Dossard BIB	NOM Prenom NAME	Pays NAT	START POSITION
----------------	--------------------	-------------	-------------------

Qualification Heat 2

44	MASINI Giancarlo	ITA 19700110	MC1 ITALY	Railing
46	NIJHUIS Arnoud	NED 9890709	MC1 NETHERLANDS	Railing
56	CHERNOVE Tristen	CAN 9750522	MC2 CANADA	Railing
57	LIANG Guihua	CHN 9840525	MC2 CHINA	Railing
62	KOBLASA Ivo	CZE 19930710	MC2 CZECH REPUBLIC	Railing
63	ECKHARD TIO Maurice	ESP 19830726	MC2 SPAIN	Railing
65	ROLFE Louis	GBR 9970721	MC2 GREAT BRITAIN	Railing
73	BOLLIGER Roger	SUI 19741117	MC2 SWITZERLAND	Railing
74	KEITH Aaron	USA 9710623	MC2 USA	Railing
81	SCHELFHOUT Diederick	BEL 19851226	MC3 BELGIUM	Railing
83	MUNOZ MARIN Esneider	COL 9880909	MC3 COLOMBIA	Railing
87	SCHINDLER Matthias	GER 9820328	MC3 GERMANY	Railing
89	CLIFFORD Eoghan	IRL 19800826	MC3 IRELAND	Railing
94	ODENDAAL Juan	RSA 9960616	MC3 SOUTH AFRICA	Railing
96	OBYDENNOV Alexsey	RUS 9760422	MC3 RUSSIA	Railing

Approved by
the College of Commissaires

Top 10 from each heat will qualify to Scratch Race Final Race



CLASSIFICATION COMMUNIQUÉ

1. After First Appearance one athlete was changed

JPN ANZONO Kentaro JPN19950227 was changed from C3 to C2

2. Two Protests were completed.

GBR COX Kadeena GBR19910310 protest resulted in the athlete remaining C4

CAN CHERNOVE Tristan CAN19750522 protest by another NF. The athlete remained the same class C2.

PI CLASSIFICATION RESULT

NATION	LAST NAME	FIRST NAME	UCI CODE	GENDER	CLASS	STATUS	CLASSIFICATION RESULTS	
AUS	REID	Amanda	AUS19961112	W	C2	N	C2	
GBR	COX	Kadeena	GBR19910310	W	C2	R	C4	R2017-
AUS	THOMPSON	Darcy	AUS19970223	M	C1	N	C1	
GBR	GIGLIA	Megan	GBR19850326	W	C3	R	C3	
JPN	SHOTA	Kawamoto	JPN19960819	M	C2	N	C2	
RUS	SEVASTYANOVA	Ksenia	RUS19960722	W	C4	R	C4	
JPN	AIZONO	Kentaro	JPN19950227	M	C2	R	C2	
RUS	GALKINA	Elena	RUS19780906	W	C4	N	C4	
ITA	CALCAGNI	Carlo	ITA19681030	M	C2	N	DNA	
ITA	POMPA	Matteo	ITA19881124	M	C1	N	C4	
FRA	LACROIX	François	FRA19840825	M	C2	R	C2	
USA	LISTER	William	USA19820523	M	C1	R	C1	
ITA	NARCISI	Jenny	ITA19880904	W	C4	R	C4	
CAN	CHERNOVE	Tristen	CAN19750522	M	C2	N	C2	R2017
ROU	MOESCU	Eduard Mihaita	ROU19851116	M	C2	R	C2	
ITA	MASINI	Giancarlo	ITA19700110	M	C1	R	C1	
NZL	RAUBENHEIMER	Byron	NZL19910305	M	C4	N	C4	
RSA	ODENDAAL	Pieter Juan	RSA19960616	M	C3	R	C3	
IRI	EBRAHIMPOOR KAZEROONI	Modammad	IRI19871205	M	C3	R	C3	

BVI CLASSIFICATION RESULTS

NATION	LAST NAME	FIRST NAME	UCI CODE	GENDER	CLASS	STATUS	CLASSIFICATION RESULTS	
BEL	DE COSTER	Anita	BEL19620927	W	B	N	B1	R2020
BEL	HOET	Griet	BEL19780612	W	B	N	B3	R2020
AUS	GALLAGHER	Jessica	AUS19860314	W	B	N	B3	R2020
GBR	BATE	Stephen	GBR19770824	M	B	R	B2	R2020
GBR	BALL	James	GBR19910624	M	B	N	B3	R
GRE	KANTZA	Paraskevi	GRE19760808	W	B	N	B1	C
MAS	AHMAD BAJURI	Aiman Asyraff	MAS19951013	M	B	R	B3	R2018
MAS	RIZAN	Muhammad Afiq Afify	MAS19960322	M	B	N	B2	R2020
NED	DE VRIES	Stephen	NED19951117	M	B	R	B2	R2020
POL	PODKOSCIELNA	Iwona	POL19880601	W	B	R	NE	R
POL	POLAK	Marcin	POL19821125	M	B	R	B2	R2020
POL	DUZIKOWSKA	Anna	POL19930920	W	B	N	B2	R2020
RUS	TIUTIN	Leonid	RUS19871208	M	B	R	B3	R2020
RUS	SOLOMATINA	Maria	RUS19930312	W	B	N	B3	R2020

Communique #56

Official Results

Women's B 3km Pursuit Qualification

18.03.2016 - Session 1

WORLD RECORD: 3.23.328 - FOY Emma (NZL) Aguascalientes 10.04.2014

Rang	Dossard	NOM	Prenom	Pays	1/4	1/2	3/4	Time	Km/H
RANK	BIB	NAME		NAT	Section Times				
1	166	NEW ZEALAND			1:12.832(1)	2:20.928(1)	3:31.693(1)	3:31.693	51.017
						1:08.096(1)	1:10.765(2)		
	166	FOY Emma		NZL 19890406	WB				
	166	THOMPSON Laura		NZL 19870604	PIL				
2	163	JAPAN			1:15.131(4)	2:25.033(4)	3:35.479(2)	3:35.479	50.121
						1:09.902(2)	1:10.446(1)		
	163	KANUMA Yurie		JPN 19810520	WB				
	163	TANAKA Mai		JPN 19891225	PIL				
3	159	GREAT BRITAIN			1:14.519(3)	2:24.430(3)	3:35.784(3)	3:35.784	50.050
						1:09.911(3)	1:11.354(3)		
	159	TURNHAM Lora		GBR 19880904	WB				
	159	HALL Corrine		GBR 19910220	PIL				
4	162	IRELAND			1:13.812(2)	2:24.200(2)	3:35.924(4)	3:35.924	50.018
						1:10.388(4)	1:11.724(4)		
	162	DUNLEVY Katie-George		IRL 19811126	WB				
	162	MCCRISTAL Eve		IRL 19780728	PIL				
5	165	NEW ZEALAND			1:15.897(5)	2:27.348(5)	3:40.334(5)	3:40.334	49.016
						1:11.451(5)	1:12.986(5)		
	165	CAMERON Amanda		NZL 19880825	WB				
	165	VAN KAMPEN Hannah		NZL 19930508	PIL				
6	157	BELGIUM			1:15.929(7)	2:28.892(6)	3:42.080(6)	3:42.080	48.631
						1:12.963(7)	1:13.188(6)		
	157	HOET Griet		BEL 19780612	WB				
	157	MONSIEUR Anneleen		BEL 19780126	PIL				

Fastest 2 riders will race for gold, and 3rd and 4th riders will race for bronze.



Communique #56

Official Results

Women's B 3km Pursuit Qualification

18.03.2016 - Session 1

WORLD RECORD: 3.23.328 - FOY Emma (NZL) Aguascalientes 10.04.2014

Rang	Dossard	NOM	Prenom	Pays	1/4	1/2	3/4	Time	Km/H
RANK	BIB	NAME		NAT	Section Times				
7	169	USA			1:17.116(9)	2:29.985(7)	3:44.616(7)	3:44.616	48.082
						1:12.869(6)	1:14.631(7)		
	169	CHESHIRE Shawn		USA 19750916	WB				
	169	WOODRING Mackenzie		USA 19790216	PIL				
					USA				
8	167	POLAND			1:17.085(8)	2:31.465(8)	3:48.248(8)	3:48.248	47.317
						1:14.380(8)	1:16.783(9)		
	167	DUZIKOWSKA Anna		POL 19930920	WB				
	167	MORYTKO Natalia		POL 19930410	PIL				
					POLAND				
9	160	GREECE			1:15.903(6)	2:33.541(9)	3:49.471(9)	3:49.471	47.065
						1:17.638(9)	1:15.930(8)		
	160	CHALKIADAKI Adamantia		GRE 19861001	WB				
	160	MILAKI Argyro		GRE 19920703	PIL				
					GREECE				
10	161	GREECE			1:23.054(10)	2:43.265(10)	4:07.511(10)	4:07.511	43.634
						1:20.211(10)	1:24.246(10)		
	161	KANTZA Paraskevi		GRE 19760808	WB				
	161	VOUTZALI Vasiliki		GRE 19831008	PIL				
					GREECE				

Approved by
the College of Commissaires

Fastest 2 riders will race for gold, and 3rd and 4th riders will race for bronze.



Communique #57

Liste de Depart / Start List Finals + 3/4

Women's B 3km Pursuit Finals

18.03.2016 - Session 2

WORLD RECORD: 3.23.328 - FOY Emma (NZL) Aguascalientes 10.04.2014

Serie HEAT	Dossard BIB	Nom NAME	Pays NAT	Ville HOMETOWN	Equipe TEAM
3/4					
	159 GREAT BRITAIN				
	159	TURNHAM Lora	GBR	WB	GREAT BRITAIN
	159	HALL Corrine	GBR	PIL	GREAT BRITAIN
	162 IRELAND				
	162	DUNLEVY Katie-George	IRL	WB	IRELAND
	162	MCCRISTAL Eve	IRL	PIL	IRELAND
Final					
	166 NEW ZEALAND				
	166	FOY Emma	NZL	WB	NEW ZEALAND
	166	THOMPSON Laura	NZL	PIL	NEW ZEALAND
	163 JAPAN				
	163	KANUMA Yurie	JPN	WB	JAPAN
	163	TANAKA Mai	JPN	PIL	JAPAN

Approved by

the College of Commissaires


Communique #58
Official Results
Men's B 4km Pursuit Qualification
18.03.2016 - Session 1
WORLD RECORD: 4:11:213 - FORMSTON M/CURRAN M (AUS) - Aguascalientes (MEX) 10.04.2014

Rang	Dossard	NOM	Prenom	Pays	1/4	1/2	3/4	Time	Km/H
RANK	BIB	NAME		NAT	<i>Section Times</i>				
1	8	SPAIN			1:08.590(8)	2:09.330(3)	3:10.658(2)	4:12.528	57.023
						1:00.740(1)	1:01.328(1)	1:01.870(1)	
	8	AVILA RODRIGUEZ	Ignacio	ESP 19790119	MB				
	8	FONT BERTOLI	Joan	ESP 19850831	PIL				
2	4	AUSTRALIA			1:06.651(2)	2:07.783(1)	3:09.789(1)	4:12.568	57.014
						1:01.132(2)	1:02.006(2)	1:02.779(3)	
	4	MODRA	Kieran	AUS 19720327	MB				
	4	EDWARDS	David	AUS 19930421	PIL				
3	12	GREAT BRITAIN			1:08.837(9)	2:11.332(9)	3:13.915(7)	4:16.555	56.128
						1:02.495(7)	1:02.583(3)	1:02.640(2)	
	12	BATE	Stephen	GBR 19770824	MB				
	12	DUGGLEBY	Adam	GBR 19841016	PIL				
4	6	CANADA			1:07.843(5)	2:09.791(6)	3:12.708(5)	4:17.178	55.992
						1:01.948(3)	1:02.917(5)	1:04.470(5)	
	6	CHALIFOUR	Daniel	CAN 19711209	MB				
	6	LACHANCE	Jean-Michel	CAN 19870120	PIL				
5	2	AUSTRALIA			1:07.450(4)	2:09.664(4)	3:12.460(4)	4:17.222	55.983
						1:02.214(5)	1:02.796(4)	1:04.762(6)	
	2	FORMSTON	Matt	AUS 19780721	MB				
	2	CURRAN	Michael	AUS 19830413	PIL				
6	25	NETHERLANDS			1:07.384(3)	2:09.680(5)	3:13.236(6)	4:17.331	55.959
						1:02.296(6)	1:03.556(7)	1:04.095(4)	
	25	TER SCHURE	Vincent	NED 19791024	MB				
	25	FRANSEN	Timo	NED 19870603	PIL				

Fastest 2 teams will race for gold, and 3rd and 4th teams will race for bronze.



Communique #58
Official Results
Men's B 4km Pursuit Qualification
18.03.2016 - Session 1
WORLD RECORD: 4:11:213 - FORMSTON M/CURRAN M (AUS) - Aguascalientes (MEX) 10.04.2014

Rang	Dossard	NOM Prenom	Pays	1/4	1/2	3/4	Time	Km/H
RANK	BIB	NAME	NAT	<i>Section Times</i>				
7	24	NETHERLANDS		1:06.525(1)	2:08.531(2)	3:12.377(3)	4:17.875	55.841
					1:02.006(4)	1:03.846(8)	1:05.498(7)	
	24	DE VRIES Stephen	NED 19951117	MB	NETHERLANDS			
	24	BOS Patrick	NED 19870820	PIL	NETHERLANDS			
8	26	POLAND		1:08.068(7)	2:10.573(7)	3:14.093(8)	4:19.775	55.433
					1:02.505(8)	1:03.520(6)	1:05.682(10)	
	26	POLAK Marcin	POL 19821125	MB	POLAND			
	26	LADOSZ Michal	POL 19840209	PIL	POLAND			
9	17	IRELAND		1:07.867(6)	2:11.225(8)	3:15.790(9)	4:21.359	55.097
					1:03.358(9)	1:04.565(10)	1:05.569(9)	
	17	RYAN Peter	IRL 19900429	MB	IRELAND			
	17	HAHESSY Sean	IRL 19950603	PIL	IRELAND			
10	9	SPAIN		1:10.174(11)	2:13.825(10)	3:18.592(10)	4:24.445	54.454
					1:03.651(10)	1:04.767(11)	1:05.853(11)	
	9	GONZALEZ GARCIA Carlos	ESP 19810316	MB	SPAIN			
	9	MARTIN INFANTE Noel	ESP 19891120	PIL	SPAIN			
11	19	ITALY		1:11.416(15)	2:15.677(12)	3:19.729(11)	4:25.285	54.281
					1:04.261(11)	1:04.052(9)	1:05.556(8)	
	19	PIZZI Ivano	ITA 19780701	MB	ITALY			
	19	FANTINI Alessandro	ITA 19851020	PIL	ITALY			
12	7	COLOMBIA		1:10.229(12)	2:15.278(11)	3:23.542(12)	4:31.985	52.944
					1:05.049(12)	1:08.264(12)	1:08.443(12)	
	7	SERNA Nelson	COL 19860921	MB	COLOMBIA			
	7	DURANGO Sebastian	COL 19910804	PIL	COLOMBIA			

Fastest 2 teams will race for gold, and 3rd and 4th teams will race for bronze.



Communique #58
Official Results
Men's B 4km Pursuit Qualification
18.03.2016 - Session 1
WORLD RECORD: 4:11:213 - FORMSTON M/CURRAN M (AUS) - Aguascalientes (MEX) 10.04.2014

Rang	Dossard	NOM	Prenom	Pays	1/4	1/2	3/4	Time	Km/H
RANK	BIB	NAME		NAT	<i>Section Times</i>				
13	28	USA			1:11.249(14)	2:18.949(13)	3:27.409(13)	4:36.951	51.995
						1:07.700(14)	1:08.460(13)	1:09.542(13)	
	28	TRIPLETT	Chester	USA	19790425	MB	USA		
	28	KNOTT	Kyle	USA	19860725	PIL	USA		
14	18	ITALY			1:12.668(17)	2:20.080(14)	3:30.097(14)	4:42.473	50.978
						1:07.412(13)	1:10.017(14)	1:12.376(15)	
	18	BERSINI	Emanuele	ITA	19790124	MB	ITALY		
	18	PANIZZA	Riccardo	ITA	19870913	PIL	ITALY		
15	5	AUSTRIA			1:15.734(20)	2:26.988(19)	3:39.040(17)	4:49.881	49.676
						1:11.254(17)	1:12.052(16)	1:10.841(14)	
	5	BITZINGER	Patrick	AUT	19950104	MB	AUSTRIA		
	5	TENOR	Wolfgang	AUT	19700601	PIL	AUSTRIA		
16	1	ARGENTINA			1:15.621(19)	2:26.316(17)	3:38.096(15)	4:51.718	49.363
						1:10.695(15)	1:11.780(15)	1:13.622(16)	
	1	VILLALBA	Raul	ARG	19781020	MB	ARGENTINA		
	1	ROMERO	Ezequiel	ARG	19770224	PIL	ARGENTINA		
17	15	GREECE			1:12.487(16)	2:23.216(16)	3:38.610(16)	4:54.911	48.828
						1:10.729(16)	1:15.394(19)	1:16.301(19)	
	15	BARAKAS	Athanasios	GRE	19711022	MB	GREECE		
	15	TROULINOS	Konstantinos	GRE	19810704	PIL	GREECE		
18	16	HUNGARY			1:15.620(18)	2:28.830(20)	3:43.122(20)	4:57.156	48.459
						1:13.210(20)	1:14.292(18)	1:14.034(17)	
	16	BUTU	Arnold Csaba	HUN	19690220	MB	HUNGARY		
	16	GARAMSZEGI	Laszlo	HUN	19780122	PIL	HUNGARY		

Fastest 2 teams will race for gold, and 3rd and 4th teams will race for bronze.



Communique #58
Official Results
Men's B 4km Pursuit Qualification
18.03.2016 - Session 1
WORLD RECORD: 4:11:213 - FORMSTON M/CURRAN M (AUS) - Aguascalientes (MEX) 10.04.2014

Rang	Dossard	NOM	Prenom	Pays	1/4	1/2	3/4	Time	Km/H
RANK	BIB	NAME		NAT	<i>Section Times</i>				
19	22	MALAYSIA			1:17.031(21)	2:29.181(21)	3:42.746(19)	4:57.611	48.385
						1:12.150(19)	1:13.565(17)	1:14.865(18)	
	22	RIZAN Muhammad Afiq A		MAS 19960322	MB				
	22	MOHD FAIZAL Mohamed Noh		MAS 19840905	PIL				
					MALAYSIA				
20	20	KOREA			1:10.058(10)	2:21.812(15)	3:39.529(18)	4:58.216	48.287
						1:11.754(18)	1:17.717(20)	1:18.687(20)	
	20	KIM Jonggiu		KOR 19840417	MB				
	20	SONG Jonghoon		KOR 19920810	PIL				
					KOREA				
21	21	MALAYSIA			1:11.016(13)	2:26.958(18)	3:47.657(21)	5:06.988	46.907
						1:15.942(21)	1:20.699(21)	1:19.331(21)	
	21	AHMAD BAJURI Aiman Asyraff		MAS 19950113	MB				
	21	MOHAMAD HAFIZ Muhamed Sufian		MAS 19860712	PIL				
					MALAYSIA				

Approved by
the College of Commissaires

Fastest 2 teams will race for gold, and 3rd and 4th teams will race for bronze.


Communique #59

Liste de Depart / Start List Finals + 3/4

Men's B 4km Pursuit Finals

18.03.2016 - Session 2

WORLD RECORD: 4:11:213 - FORMSTOM M (AUS)/CURRAN M (AUS) - AGUASCALIENTES (MEX) 10.04.2014

Serie HEAT	Dossard BIB	Nom NAME	Pays NAT	Ville HOMETOWN	Equipe TEAM
---------------	----------------	-------------	-------------	-------------------	----------------

3/4

12 GREAT BRITAIN

12	BATE Stephen	GBR	MB	GREAT BRITAIN
12	DUGGLEBY Adam	GBR	PIL	GREAT BRITAIN

6 CANADA

6	CHALIFOUR Daniel	CAN	MB	CANADA
6	LACHANCE Jean-Michel	CAN	PIL	CANADA

Final

8 SPAIN

8	AVILA RODRIGUEZ Ignacio	ESP	MB	SPAIN
8	FONT BERTOLI Joan	ESP	PIL	SPAIN

4 AUSTRALIA

4	MODRA Kieran	AUS	MB	AUSTRALIA
4	EDWARDS David	AUS	PIL	AUSTRALIA

Approved by
the College of Commissaires

Communique #60

Official Results

Women's C1 500m Time Trial Final

18.03.2016 - Session 1

WORLD RECORD: 45.449 - PARIS, Jayme (AUS) - LONDON (GBR) - 01.09.2012

Rang	Dossard	NOM	Prenom	Pays	250m	Time	Km/H
RANK	BIB	NAME		NAT			
1	180	LI	Jieli	CHN 19910702	25.012(1)	44.439	40.505
		WC1		CHINA			

Approved by
the College of Commissaires

NEW WORLD RECORD : LI, Jieli (CHN) 44.439





Communique #61

Official Results

Women's C2 500m Time Trial Final

18.03.2016 - Session 1

WORLD RECORD: 39.959 - NORBRUIS Alyda (NED) - Apeldoorn (NED) - 26.03.2015

Rang	Dossard	NOM Prenom	Pays	250m	Time	Km/H
RANK	BIB	NAME	NAT			
1	192	NORBRUIS Alyda WC2	NED 19890328 NETHERLANDS	22.835(1)	40.260	44.709
2	185	REID Amanda WC2	AUS 19961112 AUSTRALIA	24.402(2)	42.147	42.708
3	186	SONG Zhenling WC2	CHN 19801029 CHINA	25.437(3)	44.237	40.690
4	193	JONES Allison WC2	USA 19840512 USA	25.928(4)	44.675	40.291
5	187	ZENG Sini WC2	CHN 19880103 CHINA	26.600(5)	44.802	40.177
6	188	MUNEVAR Daniela Carolin WC2	COL 19950718 COLOMBIA	27.634(6)	46.764	38.491
7	189	DIEPOLDOVA Tereza WC2	CZE 19880717 CZECH REPUBLIC	30.212(7)	50.682	35.516
8	191	HURST Sally WC2	GBR 19781105 GREAT BRITAIN	30.592(8)	51.664	34.841

Approved by
the College of Commissaires





Women's C3 500m Time Trial Final

18.03.2016 - Session 1

WORLD RECORD: 42.955 - WHITMORE CARDENAS Jamie (USA) - Aguacalientes (MEX) 10.04.2014

Audit Trail for 203 BURNS, Roxanne

Laps To Go	Stage	Time	Section	Diff +/-
1.5	int	16.168	16.168	+1.169
1.0	lap 1	26.118	9.950	+1.900
0.5	int	35.625	9.507	+2.688
0.0	FINISH	45.374	9.749	+3.613

NEW WORLD RECORD : GIGLIA Megan (GBR) 41.761





Women's C3 500m Time Trial Final

18.03.2016 - Session 1


WORLD RECORD: 42.955 - WHITMORE CARDENAS Jamie (USA) - Aguacalientes (MEX) 10.04.2014

Audit Trail for 201 GIGLIA, Megan

Laps To Go	Stage	Time	Section	Diff +/-
1.5	int	15.080	15.080	+0.081
1.0	lap 1	24.218	9.138	+0.000
0.5	int	32.937	8.719	+0.000
0.0	FINISH	41.761	8.824	+0.000

NEW WORLD RECORD : GIGLIA Megan (GBR) 41.761





Women's C3 500m Time Trial Final

18.03.2016 - Session 1

WORLD RECORD: 42.955 - WHITMORE CARDENAS Jamie (USA) - Aguacalientes (MEX) 10.04.2014

Audit Trail for 200 KENNEDY, Simone

Laps To Go	Stage	Time	Section	Diff +/-
1.5	int	16.728	16.728	+1.729
1.0	lap 1	26.683	9.955	+2.465
0.5	int	35.838	9.155	+2.901
0.0	FINISH	44.992	9.154	+3.231

NEW WORLD RECORD : GIGLIA Megan (GBR) 41.761



Women's C3 500m Time Trial Final

18.03.2016 - Session 1

WORLD RECORD: 42.955 - WHITMORE CARDENAS Jamie (USA) - Aguacalientes (MEX) 10.04.2014

Audit Trail for 202 SCHINDLER, Denise

Laps To Go	Stage	Time	Section	Diff +/-
1.5	int	14.999	14.999	+0.000
1.0	lap 1	24.596	9.597	+0.378
0.5	int	33.826	9.230	+0.889
0.0	FINISH	43.159	9.333	+1.398

NEW WORLD RECORD : GIGLIA Megan (GBR) 41.761



Women's C3 500m Time Trial Final

18.03.2016 - Session 1

WORLD RECORD: 42.955 - WHITMORE CARDENAS Jamie (USA) - Aguacalientes (MEX) 10.04.2014

Audit Trail for 204 WHITMORE, Jamie

Laps To Go	Stage	Time	Section	Diff +/-
1.5	int	15.066	15.066	+0.067
1.0	lap 1	24.930	9.864	+0.712
0.5	int	34.285	9.355	+1.348
0.0	FINISH	43.784	9.499	+2.023

Approved by
the College of Commissaires

NEW WORLD RECORD : GIGLIA Megan (GBR) 41.761



Communique #62

Official Results

Women's C3 500m Time Trial Final

18.03.2016 - Session 1

WORLD RECORD: 42.955 - WHITMORE CARDENAS Jamie (USA) - Aguacalientes (MEX) 10.04.2014

Rang	Dossard	NOM Prenom	Pays	250m	Time	Km/H
RANK	BIB	NAME	NAT			
1	201	GIGLIA Megan WC3	GBR 19850326 GREAT BRITAIN	24.218(1)	41.761	43.102
2	202	SCHINDLER Denise WC3	GER 19851109 GERMANY	24.596(2)	43.159	41.706
3	204	WHITMORE Jamie WC3	USA 19760504 USA	24.930(3)	43.784	41.111
4	200	KENNEDY Simone WC3	AUS 19940104 AUSTRALIA	26.683(5)	44.992	40.007
5	203	BURNS Roxanne WC3	RSA 19881021 SOUTH AFRICA	26.118(4)	45.374	39.670

Approved by
the College of Commissaires

NEW WORLD RECORD : GIGLIA Megan (GBR) 41.761





Men's C1 1km Time Trial Final

18.03.2016 - Session 1

WORLD RECORD: 1:13:009 - LI Zhang Yu (CHN) - LONDON (GBR) 30.08.2012

Audit Trail for 36 THOMPSON, Darcy

Laps To Go	Stage	Time	Section	Diff +/-
3.5	int	15.704	15.704	+2.415
3.0	lap 1	25.670	9.966	+4.111
2.5	int	34.928	9.258	+5.494
2.0	lap 2	44.061	9.133	+6.640
1.5	int	53.296	9.235	+7.708
1.0	lap 3	1:02.714	9.418	+8.591
0.5	int	1:12.251	9.537	+9.213
0.0	FINISH	1:22.013	9.762	+9.590

NEW WORLD RECORD : NIJHUIS, Arnoud (NED) 1:12.423





Men's C1 1km Time Trial Final

18.03.2016 - Session 1

WORLD RECORD: 1:13:009 - LI Zhang Yu (CHN) - LONDON (GBR) 30.08.2012

Audit Trail for 45 PUSATERI, Andrea

Laps To Go	Stage	Time	Section	Diff +/-
3.5	int	19.239	19.239	+5.950
3.0	lap 1	30.433	11.194	+8.874
2.5	int	40.403	9.970	+10.969
2.0	lap 2	50.161	9.758	+12.740
1.5	int	59.881	9.720	+14.293
1.0	lap 3	1:09.770	9.889	+15.647
0.5	int	1:19.715	9.945	+16.677
0.0	FINISH	1:29.749	10.034	+17.326

NEW WORLD RECORD : NIJHUIS, Arnoud (NED) 1:12.423





Men's C1 1km Time Trial Final

18.03.2016 - Session 1

WORLD RECORD: 1:13:009 - LI Zhang Yu (CHN) - LONDON (GBR) 30.08.2012

Audit Trail for 42 TEUBER, Michael

Laps To Go	Stage	Time	Section	Diff +/-
3.5	int	16.121	16.121	+2.832
3.0	lap 1	26.319	10.198	+4.760
2.5	int	35.789	9.470	+6.355
2.0	lap 2	45.157	9.368	+7.736
1.5	int	54.620	9.463	+9.032
1.0	lap 3	1:04.248	9.628	+10.125
0.5	int	1:14.089	9.841	+11.051
0.0	FINISH	1:24.142	10.053	+11.719

NEW WORLD RECORD : NIJHUIS, Arnoud (NED) 1:12.423





Men's C1 1km Time Trial Final

18.03.2016 - Session 1


WORLD RECORD: 1:13:009 - LI Zhang Yu (CHN) - LONDON (GBR) 30.08.2012

Audit Trail for 48 LISTER, William

Laps To Go	Stage	Time	Section	Diff +/-
3.5	int	16.833	16.833	+3.544
3.0	lap 1	26.808	9.975	+5.249
2.5	int	36.013	9.205	+6.579
2.0	lap 2	45.108	9.095	+7.687
1.5	int	54.309	9.201	+8.721
1.0	lap 3	1:03.819	9.510	+9.696
0.5	int	1:13.626	9.807	+10.588
0.0	FINISH	1:23.669	10.043	+11.246

NEW WORLD RECORD : NIJHUIS, Arnoud (NED) 1:12.423





Men's C1 1km Time Trial Final

18.03.2016 - Session 1

WORLD RECORD: 1:13:009 - LI Zhang Yu (CHN) - LONDON (GBR) 30.08.2012

Audit Trail for 37 ZIRKL, Andreas

Laps To Go	Stage	Time	Section	Diff +/-
3.5	int	17.391	17.391	+4.102
3.0	lap 1	27.779	10.388	+6.220
2.5	int	37.640	9.861	+8.206
2.0	lap 2	47.548	9.908	+10.127
1.5	int	57.646	10.098	+12.058
1.0	lap 3	1:08.014	10.368	+13.891
0.5	int	1:18.568	10.554	+15.530
0.0	FINISH	1:29.290	10.722	+16.867

NEW WORLD RECORD : NIJHUIS, Arnoud (NED) 1:12.423





Men's C1 1km Time Trial Final

18.03.2016 - Session 1


WORLD RECORD: 1:13:009 - LI Zhang Yu (CHN) - LONDON (GBR) 30.08.2012

Audit Trail for **38 MILLEY, Jaye**

Laps To Go	Stage	Time	Section	Diff +/-
3.5	int	17.419	17.419	+4.130
3.0	lap 1	28.055	10.636	+6.496
2.5	int	37.823	9.768	+8.389
2.0	lap 2	47.179	9.356	+9.758
1.5	int	56.300	9.121	+10.712
1.0	lap 3	1:05.528	9.228	+11.405
0.5	int	1:15.137	9.609	+12.099
0.0	FINISH	1:25.171	10.034	+12.748

NEW WORLD RECORD : NIJHUIS, Arnoud (NED) 1:12.423





Men's C1 1km Time Trial Final

18.03.2016 - Session 1

WORLD RECORD: 1:13:009 - LI Zhang Yu (CHN) - LONDON (GBR) 30.08.2012

Audit Trail for **39 WILSON, Ross**

Laps To Go	Stage	Time	Section	Diff +/-
3.5	int	15.888	15.888	+2.599
3.0	lap 1	25.752	9.864	+4.193
2.5	int	35.030	9.278	+5.596
2.0	lap 2	44.201	9.171	+6.780
1.5	int	53.441	9.240	+7.853
1.0	lap 3	1:02.831	9.390	+8.708
0.5	int	1:12.283	9.452	+9.245
0.0	FINISH	1:21.851	9.568	+9.428

NEW WORLD RECORD : NIJHUIS, Arnoud (NED) 1:12.423





Men's C1 1km Time Trial Final

18.03.2016 - Session 1

WORLD RECORD: 1:13:009 - LI Zhang Yu (CHN) - LONDON (GBR) 30.08.2012

Audit Trail for 47 KEY, Todd

Laps To Go	Stage	Time	Section	Diff +/-
3.5	int	17.232	17.232	+3.943
3.0	lap 1	27.503	10.271	+5.944
2.5	int	36.918	9.415	+7.484
2.0	lap 2	46.086	9.168	+8.665
1.5	int	55.253	9.167	+9.665
1.0	lap 3	1:04.605	9.352	+10.482
0.5	int	1:14.072	9.467	+11.034
0.0	FINISH	1:23.757	9.685	+11.334

NEW WORLD RECORD : NIJHUIS, Arnoud (NED) 1:12.423





Men's C1 1km Time Trial Final

18.03.2016 - Session 1

WORLD RECORD: 1:13:009 - LI Zhang Yu (CHN) - LONDON (GBR) 30.08.2012

Audit Trail for 44 MASINI, Giancarlo

Laps To Go	Stage	Time	Section	Diff +/-
3.5	int	16.410	16.410	+3.121
3.0	lap 1	27.124	10.714	+5.565
2.5	int	37.171	10.047	+7.737
2.0	lap 2	47.090	9.919	+9.669
1.5	int	57.092	10.002	+11.504
1.0	lap 3	1:07.277	10.185	+13.154
0.5	int	1:17.583	10.306	+14.545
0.0	FINISH	1:28.038	10.455	+15.615

NEW WORLD RECORD : NIJHUIS, Arnoud (NED) 1:12.423





Men's C1 1km Time Trial Final

18.03.2016 - Session 1


WORLD RECORD: 1:13:009 - LI Zhang Yu (CHN) - LONDON (GBR) 30.08.2012

Audit Trail for **41 MENDEZ, Juan Jose**

Laps To Go	Stage	Time	Section	Diff +/-
3.5	int	18.114	18.114	+4.825
3.0	lap 1	28.905	10.791	+7.346
2.5	int	38.833	9.928	+9.399
2.0	lap 2	48.595	9.762	+11.174
1.5	int	58.413	9.818	+12.825
1.0	lap 3	1:08.347	9.934	+14.224
0.5	int	1:18.408	10.061	+15.370
0.0	FINISH	1:28.662	10.254	+16.239

NEW WORLD RECORD : NIJHUIS, Arnoud (NED) 1:12.423





Men's C1 1km Time Trial Final

18.03.2016 - Session 1

WORLD RECORD: 1:13:009 - LI Zhang Yu (CHN) - LONDON (GBR) 30.08.2012

Audit Trail for **43 WINKLER, Erich**

Laps To Go	Stage	Time	Section	Diff +/-
3.5	int	17.464	17.464	+4.175
3.0	lap 1	27.565	10.101	+6.006
2.5	int	36.833	9.268	+7.399
2.0	lap 2	45.996	9.163	+8.575
1.5	int	55.238	9.242	+9.650
1.0	lap 3	1:04.493	9.255	+10.370
0.5	int	1:13.910	9.417	+10.872
0.0	FINISH	1:23.420	9.510	+10.997

NEW WORLD RECORD : NIJHUIS, Arnoud (NED) 1:12.423





Men's C1 1km Time Trial Final

18.03.2016 - Session 1

WORLD RECORD: 1:13:009 - LI Zhang Yu (CHN) - LONDON (GBR) 30.08.2012

Audit Trail for 35 LOPEZ, Rodrigo Fernand

Laps To Go	Stage	Time	Section	Diff +/-
3.5	int	14.293	14.293	+1.004
3.0	lap 1	23.067	8.774	+1.508
2.5	int	31.688	8.621	+2.254
2.0	lap 2	40.722	9.034	+3.301
1.5	int	50.243	9.521	+4.655
1.0	lap 3	1:00.110	9.867	+5.987
0.5	int	1:10.092	9.982	+7.054
0.0	FINISH	1:20.296	10.204	+7.873

NEW WORLD RECORD : NIJHUIS, Arnoud (NED) 1:12.423





Men's C1 1km Time Trial Final

18.03.2016 - Session 1


WORLD RECORD: 1:13:009 - LI Zhang Yu (CHN) - LONDON (GBR) 30.08.2012

Audit Trail for 46 NIJHUIS, Arnoud

Laps To Go	Stage	Time	Section	Diff +/-
3.5	int	13.289	13.289	+0.000
3.0	lap 1	21.559	8.270	+0.000
2.5	int	29.434	7.875	+0.000
2.0	lap 2	37.421	7.987	+0.000
1.5	int	45.588	8.167	+0.000
1.0	lap 3	54.123	8.535	+0.000
0.5	int	1:03.038	8.915	+0.000
0.0	FINISH	1:12.423	9.385	+0.000

NEW WORLD RECORD : NIJHUIS, Arnoud (NED) 1:12.423





Men's C1 1km Time Trial Final

18.03.2016 - Session 1

WORLD RECORD: 1:13:009 - LI Zhang Yu (CHN) - LONDON (GBR) 30.08.2012

Audit Trail for 40 LI, Zhangyu

Laps To Go	Stage	Time	Section	Diff +/-
3.5	int	13.325	13.325	+0.036
3.0	lap 1	21.717	8.392	+0.158
2.5	int	29.890	8.173	+0.456
2.0	lap 2	38.132	8.242	+0.711
1.5	int	46.466	8.334	+0.878
1.0	lap 3	55.052	8.586	+0.929
0.5	int	1:03.716	8.664	+0.678
0.0	FINISH	1:12.597	8.881	+0.174

Approved by
the College of Commissaires

NEW WORLD RECORD : NIJHUIS, Arnoud (NED) 1:12.423




Communique #63
Official Results
Men's C1 1km Time Trial Final
18.03.2016 - Session 1
WORLD RECORD: 1:13:009 - LI Zhang Yu (CHN) - LONDON (GBR) 30.08.2012

Rang	Dossard	NOM Prenom	Pays	1/4	1/2	3/4	Time	Km/H
RANK	BIB	NAME	NAT	<i>Section Times</i>				
1	46	NIJHUIS Arnoud MC1	NED 19890709 NETHERLANDS	21.559(1)	37.421(1)	54.123(1)	1:12.423	49.708
2	40	LI Zhangyu MC1	CHN 19880812 CHINA	21.717(2)	38.132(2)	55.052(2)	1:12.597	49.589
3	35	LOPEZ Rodrigo Fernand MC1	ARG 19790103 ARGENTINA	23.067(3)	40.722(3)	1:00.110(3)	1:20.296	44.834
4	39	WILSON Ross MC1	CAN 19811210 CANADA	25.752(5)	44.201(5)	1:02.831(5)	1:21.851	43.982
5	36	THOMPSON Darcy MC1	AUS 19970223 AUSTRALIA	25.670(4)	44.061(4)	1:02.714(4)	1:22.013	43.895
6	43	WINKLER Erich MC1	GER 19680523 GERMANY	27.565(10)	45.996(8)	1:04.493(8)	1:23.420	43.155
7	48	LISTER William MC1	USA 19820523 USA	26.808(7)	45.108(6)	1:03.819(6)	1:23.669	43.027
8	47	KEY Todd MC1	USA 19610317 USA	27.503(9)	46.086(9)	1:04.605(9)	1:23.757	42.981
9	42	TEUBER Michael MC1	GER 19680123 GERMANY	26.319(6)	45.157(7)	1:04.248(7)	1:24.142	42.785
10	38	MILLEY Jaye MC1	CAN 19910513 CANADA	28.055(12)	47.179(11)	1:05.528(10)	1:25.171	42.268
11	44	MASINI Giancarlo MC1	ITA 19700110 ITALY	27.124(8)	47.090(10)	1:07.277(11)	1:28.038	40.891
12	41	MENDEZ Juan Jose MC1	ESP 19640327 SPAIN	28.905(13)	48.595(13)	1:08.347(13)	1:28.662	40.604
13	37	ZIRKL Andreas MC1	AUT 19680315 AUSTRIA	27.779(11)	47.548(12)	1:08.014(12)	1:29.290	40.318
14	45	PUSATERI Andrea MC1	ITA 19930808 ITALY	30.433(14)	50.161(14)	1:09.770(14)	1:29.749	40.112

Approved by
the College of Commissaires

NEW WORLD RECORD : NIJHUIS, Arnoud (NED) 1:12.423



Communique #64
Official Results
Men's C2 1km Time Trial Final
18.03.2016 - Session 2
WORLD RECORD: 1:13.235 - XIE Hao (CHN) - Aguascalientes (MEX) 12.04.2014

Rang	Dossard	NOM Prenom	Pays	1/4	1/2	3/4	Time	Km/H
RANK	BIB	NAME	NAT	<i>Section Times</i>				
1	56	CHERNOVE Tristen MC2	CAN 19750522 CANADA	23.953(6)	40.040(3) 16.087(1)	56.275(2) 16.235(1)	1:13.279 17.004(1)	49.127
2	58	XIE Hao MC2	CHN 19890821 CHINA	21.005(1)	37.685(1) 16.680(2)	55.978(1) 18.293(12)	1:15.311 19.333(15)	47.802
3	65	ROLFE Louis MC2	GBR 19970721 GREAT BRITAIN	23.398(3)	41.281(5) 17.883(11)	58.459(5) 17.178(4)	1:15.925 17.466(4)	47.415
4	72	GILMUTDINOV Arslan MC2	RUS 19821117 RUSSIA	23.880(5)	40.758(4) 16.878(3)	58.061(4) 17.303(5)	1:16.070 18.009(5)	47.325
5	62	KOBLASA Ivo MC2	CZE 19930710 CZECH REPUBLIC	22.879(2)	39.770(2) 16.891(4)	57.589(3) 17.819(8)	1:16.358 18.769(10)	47.146
6	57	LIANG Guihua MC2	CHN 19840525 CHINA	25.396(9)	42.331(9) 16.935(5)	59.157(6) 16.826(2)	1:16.515 17.358(3)	47.050
7	60	ROMERO Cristian MC2	COL 19940305 COLOMBIA	24.293(8)	41.503(7) 17.210(6)	59.210(7) 17.707(7)	1:17.619 18.409(7)	46.380
8	74	KEITH Aaron MC2	USA 19710623 USA	23.661(4)	41.373(6) 17.712(9)	59.401(8) 18.028(10)	1:18.041 18.640(8)	46.130
9	59	GALVIS BECERRA Alvaro MC2	COL 19700125 COLOMBIA	26.391(12)	44.160(11) 17.769(10)	1:01.278(10) 17.118(3)	1:18.589 17.311(2)	45.808
10	64	LACROIX Francois MC2	FRA 19840825 FRANCE	24.278(7)	41.763(8) 17.485(8)	59.813(9) 18.050(11)	1:18.895 19.082(11)	45.630
11	69	KAWAMOTO Shota MC2	JPN 19960819 JAPAN	26.402(13)	43.840(10) 17.438(7)	1:01.426(11) 17.586(6)	1:19.576 18.150(6)	45.240
12	73	BOLLIGER Roger MC2	SUI 19741117 SWITZERLAND	26.789(15)	44.933(13) 18.144(12)	1:02.907(13) 17.974(9)	1:21.590 18.683(9)	44.123
13	61	BENDA Matej MC2	CZE 19930519 CZECH REPUBLIC	26.189(11)	44.463(12) 18.274(13)	1:02.852(12) 18.389(13)	1:21.942 19.090(12)	43.934
14	63	ECKHARD TIO Maurice MC2	ESP 19830726 SPAIN	25.863(10)	44.957(14) 19.094(16)	1:03.840(14) 18.883(15)	1:23.062 19.222(13)	43.341
15	55	MATTHYS Arnout MC2	BEL 19770921 BELGIUM	28.911(18)	47.766(16) 18.855(14)	1:06.584(16) 18.818(14)	1:25.845 19.261(14)	41.936
16	71	OLAH Attila MC2	ROU 19890516 ROMANIA	26.667(14)	45.673(15) 19.006(15)	1:05.419(15) 19.746(16)	1:26.040 20.621(16)	41.841



Communique #64

Official Results

Men's C2 1km Time Trial Final

18.03.2016 - Session 2

WORLD RECORD: 1:13.235 - XIE Hao (CHN) - Aguascalientes (MEX) 12.04.2014

Rang	Dossard	NOM Prenom	Pays	1/4	1/2	3/4	Time	Km/H
RANK	BIB	NAME	NAT	<i>Section Times</i>				
17	70	MOESCU Eduard Mihaita	ROU 19851116	28.751(17)	48.406(18)	1:08.690(17)	1:30.273	39.879
	MC2		ROMANIA		19.655(17)	20.284(17)	21.583(17)	
18	66	ALEM Mumuni	GHA 19831231	27.860(16)	47.831(17)	1:09.396(18)	1:32.496	38.921
	MC2		GHANA		19.971(18)	21.565(18)	23.100(18)	

Approved by 
the College of Commissaires


Communique #65
Official Results
Men's C3 1km Time Trial Final
18.03.2016 - Session 2
WORLD RECORD: 1:06:131 - OBYDENNOV Alexey (RUS) Aguascalientes (MEX) 12.04.2014

Rang	Dossard	NOM Prenom	Pays	1/4	1/2	3/4	Time	Km/H
RANK	BIB	NAME	NAT	<i>Section Times</i>				
1	98	BERENYI Joseph MC3	USA 19681112 USA	22.761(11)	37.831(5) 15.070(1)	53.245(3) 15.414(1)	1:09.534 16.289(1)	51.773
2	96	OBYDENNOV Alexsey MC3	RUS 19760422 RUSSIA	22.504(9)	37.708(4) 15.204(2)	53.318(4) 15.610(2)	1:10.120 16.802(3)	51.341
3	95	BATUKOV Sergey MC3	RUS 19880719 RUSSIA	21.238(1)	36.890(2) 15.652(6)	53.133(1) 16.243(6)	1:10.317 17.184(7)	51.197
3	86	SANTAS ASENSIO Eduardo MC3	ESP 19890804 SPAIN	21.554(3)	37.185(3) 15.631(5)	53.193(2) 16.008(3)	1:10.317 17.124(4)	51.197
5	80	NICHOLAS David MC3	AUS 19911201 AUSTRALIA	22.069(5)	37.871(7) 15.802(7)	53.942(6) 16.071(4)	1:10.468 16.526(2)	51.087
6	81	SCHELFHOUT Diederick MC3	BEL 19851226 BELGIUM	22.301(7)	37.899(8) 15.598(4)	54.066(7) 16.167(5)	1:11.249 17.183(6)	50.527
7	99	KIMBALL Jason MC3	USA 19760804 USA	21.238(2)	36.766(1) 15.528(3)	53.445(5) 16.679(9)	1:11.708 18.263(12)	50.204
8	90	ANOBILE Fabio MC3	ITA 19931216 ITALY	21.966(4)	37.839(6) 15.873(8)	54.368(8) 16.529(7)	1:12.055 17.687(10)	49.962
9	92	FUJITA Masaki MC3	JPN 19850117 JAPAN	22.185(6)	38.588(9) 16.403(9)	55.209(9) 16.621(8)	1:12.381 17.172(5)	49.737
10	87	SCHINDLER Matthias MC3	GER 19820328 GERMANY	23.749(14)	40.157(13) 16.408(10)	56.970(12) 16.813(10)	1:14.818 17.848(11)	48.117
11	84	SANCHEZ Carmelo MC3	COL 19770524 COLOMBIA	22.685(10)	39.380(11) 16.695(11)	56.640(10) 17.260(13)	1:15.120 18.480(13)	47.923
12	89	CLIFFORD Eoghan MC3	IRL 19800826 IRELAND	24.039(16)	41.105(15) 17.066(14)	58.065(13) 16.960(11)	1:15.331 17.266(8)	47.789
13	85	GRANADOS ALKORTA Amador MC3	ESP 19670515 SPAIN	22.458(8)	39.309(10) 16.851(12)	56.889(11) 17.580(14)	1:15.388 18.499(14)	47.753
14	82	SAMETZ Michael MC3	CAN 19960521 CANADA	24.272(17)	41.202(16) 16.930(13)	58.386(15) 17.184(12)	1:16.058 17.672(9)	47.332
15	93	JIN Yongsik MC3	KOR 19780704 KOREA	22.919(12)	40.075(12) 17.156(15)	58.144(14) 18.069(15)	1:17.155 19.011(15)	46.659
16	94	ODENDAAL Juan MC3	RSA 19960616 SOUTH AFRICA	23.519(13)	41.771(17) 18.252(17)	1:00.471(17) 18.700(17)	1:19.780 19.309(16)	45.124



Communique #65

Official Results

Men's C3 1km Time Trial Final

18.03.2016 - Session 2

WORLD RECORD: 1:06:131 - OBYDENNOV Alexey (RUS) Aguascalientes (MEX) 12.04.2014

Rang	Dossard	NOM	Prenom	Pays	1/4	1/2	3/4	Time	Km/H
RANK	BIB	NAME		NAT	<i>Section Times</i>				
17	88	EBRAHIMPOORKAZEROONI	Modamirad	IRAN	23.808(15)	41.081(14)	59.726(16)	1:19.838	45.091
	MC3			IRAN	17.273(16)	18.645(16)	20.112(17)		

Approved by
the College of Commissaires




Communique #66
Official Results
Women's B 3km Pursuit Finals

18.03.2016 - Session 2

WORLD RECORD: 3.23.328 - FOY Emma (NZL) Aguascalientes 10.04.2014

Rang RANK	Dossard BIB	NOM Prenom NAME	Pays NAT	1K	2K 1K->2K	3K 2K->3K	Time	Km/H
--------------	----------------	--------------------	-------------	----	--------------	--------------	------	------

3/4

1	159	GREAT BRITAIN		1:13.805(1)	2:22.512(1) 1:08.707(1)	1:10.280(1)	3:32.792	50.754
	159	TURNHAM Lora	GBR 19880904	WB GREAT BRITAIN				
	159	HALL Corrine	GBR 19910220	PIL GREAT BRITAIN				

2	162	IRELAND		1:14.871(2)	2:24.869(2) 1:09.998(2)	1:10.807(2)	3:35.676	50.075
	162	DUNLEVY Katie-George	IRL 19811126	WB IRELAND				
	162	MCCRISTAL Eve	IRL 19780728	PIL IRELAND				

Final

1	166	NEW ZEALAND		1:12.758(1)	2:20.631(1) 1:07.873(1)	1:09.517(1)	3:30.148	51.392
	166	FOY Emma	NZL 19890406	WB NEW ZEALAND				
	166	THOMPSON Laura	NZL 19870604	PIL NEW ZEALAND				

2	163	JAPAN		1:13.956(2)	2:23.920(2) 1:09.964(2)	1:11.606(2)	3:35.526	50.110
	163	KANUMA Yurie	JPN 19810520	WB JAPAN				
	163	TANAKA Mai	JPN 19891225	PIL JAPAN				

 Approved by
the College of Commissaires



Communique #67

Official Final Classification

Women's B 3km Pursuit Final Classification

Rang RANK	NOM Prenom NAME		Points
1	NEW ZEALAND		
	FOY Emma	NZL 19890406	0
	THOMPSON Laura	NZL 19870604	0
2	JAPAN		
	KANUMA Yurie	JPN 19810520	0
	TANAKA Mai	JPN 19891225	0
3	GREAT BRITAIN		
	TURNHAM Lora	GBR 19880904	0
	HALL Corrine	GBR 19910220	0
4	IRELAND		
	DUNLEVY Katie-George	IRL 19811126	0
	MCCRISTAL Eve	IRL 19780728	0
5	NEW ZEALAND		
	CAMERON Amanda	NZL 19880825	0
	VAN KAMPEN Hannah	NZL 19930508	0
6	BELGIUM		
	HOET Griet	BEL 19780612	0
	MONSIEUR Anneleen	BEL 19780126	0
7	USA		
	CHESHIRE Shawn	USA 19750916	0
	WOODRING Mackenzie	USA 19790216	0
8	POLAND		
	DUZIKOWSKA Anna	POL 19930920	0
	MORYTKO Natalia	POL 19930410	0
9	GREECE		
	CHALKIADAKI Adamantia	GRE 19861001	0
	MILAKI Argyro	GRE 19920703	0
10	GREECE		
	KANTZA Paraskevi	GRE 19760808	0
	VOUTZALI Vasiliki	GRE 19831008	0

Communique #67

Official Final Classification

Women's B 3km Pursuit Final Classification

Rang RANK	NOM Prenom NAME	Points
--------------	--------------------	--------

Approved by
the College of Commissaires


Communique #68
Official Results
Men's B 4km Pursuit Finals

18.03.2016 - Session 2

WORLD RECORD: 4:11:213 - FORMSTOM M (AUS)/CURRAN M (AUS) - AGUASCALIENTES (MEX) 10.04.2014

Rang RANK	Dossard BIB	NOM Prenom NAME	Pays NAT	1K	2K 1K->2K	3K 2K->3K	Time 3K->4K	Km/H
--------------	----------------	--------------------	-------------	----	--------------	--------------	----------------	------

3/4

1	6	CANADA		1:07.467(1)	2:09.788(1) 1:02.321(1)	3:13.400(1) 1:03.612(2)	4:17.409 1:04.009(1)	55.942
	6	CHALIFOUR Daniel	CAN 19711209	MB CANADA				
	6	LACHANCE Jean-Michel	CAN 19870120	PIL CANADA				

2	12	GREAT BRITAIN		1:09.147(2)	2:11.486(2) 1:02.339(2)	3:14.590(2) 1:03.104(1)	4:18.669 1:04.079(2)	55.670
	12	BATE Stephen	GBR 19770824	MB GREAT BRITAIN				
	12	DUGGLEBY Adam	GBR 19841016	PIL GREAT BRITAIN				

Final

1	4	AUSTRALIA		1:07.310(1)	2:08.575(1) 1:01.265(2)	3:10.121(1) 1:01.546(1)	4:12.324 1:02.203(1)	57.069
	4	MODRA Kieran	AUS 19720327	MB AUSTRALIA				
	4	EDWARDS David	AUS 19930421	PIL AUSTRALIA				
2	8	SPAIN		1:08.101(2)	2:09.244(2) 1:01.143(1)	3:12.103(2) 1:02.859(2)	4:16.406 1:04.303(2)	56.161
	8	AVILA RODRIGUEZ Ignacio	ESP 19790119	MB SPAIN				
	8	FONT BERTOLI Joan	ESP 19850831	PIL SPAIN				

 Approved by
the College of Commissaires


Communique #69
Résultats / Results
Men's B 4km Pursuit Final Classification

Rang RANK	Dossard BIB	NOM Prenom NAME	Pays NAT
1.	4	AUSTRALIA	
	4	MODRA Kieran	AUS 19720327
	4	EDWARDS David	AUS 19930421
2.	8	SPAIN	
	8	AVILA RODRIGUEZ Ignacio	ESP 19790119
	8	FONT BERTOLI Joan	ESP 19850831
3.	6	CANADA	
	6	CHALIFOUR Daniel	CAN 19711209
	6	LACHANCE Jean-Michel	CAN 19870120
4.	12	GREAT BRITAIN	
	12	BATE Stephen	GBR 19770824
	12	DUGGLEBY Adam	GBR 19841016
5.	2	AUSTRALIA	
	2	FORMSTON Matt	AUS 19780721
	2	CURRAN Michael	AUS 19830413
6.	25	NETHERLANDS	
	25	TER SCHURE Vincent	NED 19791024
	25	FRANSEN Timo	NED 19870603
7.	24	NETHERLANDS	
	24	DE VRIES Stephen	NED 19951117
	24	BOS Patrick	NED 19870820
8.	26	POLAND	
	26	POLAK Marcin	POL 19821125
	26	LADOSZ Michal	POL 19840209
9.	17	IRELAND	
	17	RYAN Peter	IRL 19900429
	17	HAHESSY Sean	IRL 19950603
10.	9	SPAIN	
	9	GONZALEZ GARCIA Carlos	ESP 19810316
	9	MARTIN INFANTE Noel	ESP 19891120
11.	19	ITALY	
	19	PIZZI Ivano	ITA 19780701
	19	FANTINI Alessandro	ITA 19851020
12.	7	COLOMBIA	
	7	SERNA Nelson	COL 19860921
	7	DURANGO Sebastian	COL 19910804
13.	28	USA	
	28	TRIPLETT Chester	USA 19790425
	28	KNOTT Kyle	USA 19860725
14.	18	ITALY	
	18	BERSINI Emanuele	ITA 19790124
	18	PANIZZA Riccardo	ITA 19870913
15.	5	AUSTRIA	
	5	BITZINGER Patrick	AUT 19950104
	5	TENOR Wolfgang	AUT 19700601



Communique #69

Résultats / Results

Men's B 4km Pursuit Final Classification

Rang RANK	Dossard BIB	NOM Prenom NAME	Pays NAT
16.	1	ARGENTINA	
	1	VILLALBA Raul	ARG 19781020
	1	ROMERO Ezequiel	ARG 19770224
17.	15	GREECE	
	15	BARAKAS Athanasios	GRE 19711022
	15	TROULINOS Konstantinos	GRE 19810704
18.	16	HUNGARY	
	16	BUTU Arnold Csaba	HUN 19690220
	16	GARAMSZEGI Laszlo	HUN 19780122
19.	22	MALAYSIA	
	22	RIZAN Muhammad Afiq A	MAS 19960322
	22	MOHD FAIZAL Mohamed Noh	MAS 19840905
20.	20	KOREA	
	20	KIM Jonggiu	KOR 19840417
	20	SONG Jonghoon	KOR 19920810
21.	21	MALAYSIA	
	21	AHMAD BAJURI Aiman Asyraff	MAS 19950113
	21	MOHAMAD HAFIZ Muhamed Sufian	MAS 19860712

Approved by
the College of Commissaires

Communique #70

Official Results

Women's C1-3 Scratch Race Final

18.03.2016 - Session 2
Race distance 10km - 40 laps

Rang	Dossard	NOM	Prenom	Pays	
RANK	BIB	NAME		NAT	
Final					Time: 15:21.203
					Speed: 39.079 km/h
1	187	ZENG	Sini	CHN ¹⁹⁸⁸⁰¹⁰³	WC2 CHINA
2	188	MUNEVAR	Daniela Carolin	COL ¹⁹⁹⁵⁰⁷¹⁸	WC2 COLOMBIA
3	202	SCHINDLER	Denise	GER ¹⁹⁸⁵¹¹⁰⁹	WC3 GERMANY
4	204	WHITMORE	Jamie	USA ¹⁹⁷⁶⁰⁵⁰⁴	WC3 USA
5	192	NORBRUIS	Alyda	NED ¹⁹⁸⁹⁰³²⁸	WC2 NETHERLANDS
6	201	GIGLIA	Megan	GBR ¹⁹⁸⁵⁰³²⁶	WC3 GREAT BRITAIN
7	185	REID	Amanda	AUS ¹⁹⁹⁶¹¹¹²	WC2 AUSTRALIA
8	193	JONES	Allison	USA ¹⁹⁸⁴⁰⁵¹²	WC2 USA
9	186	SONG	Zhenling	CHN ¹⁹⁸⁰¹⁰²⁹	WC2 CHINA
10	191	HURST	Sally	GBR ¹⁹⁷⁸¹¹⁰⁵	WC2 GREAT BRITAIN

1 lap(s)

Approved by
the College of Commissaires

REL 192 NORBRUIS Alyda (NED) C2 : For rinding on the blue band during the sprint


Communique #71
Official Results
Men's C1-3 Scratch Race Qualification
18.03.2016 - Session 2
Race distance 10km - 40 laps

Rang	Dossard	NOM	Prenom	Pays		
RANK	BIB	NAME		NAT		
Qualification Heat 1						Time: 13:44.844
						Speed: 43.645 km/h
1	98	BERENYI	Joseph	USA 19681112	MC3 USA	
2	86	SANTAS ASENSIO	Eduardo	ESP 19890804	MC3 SPAIN	
3	80	NICHOLAS	David	AUS 19911201	MC3 AUSTRALIA	
4	72	GILMUTDINOV	Arslan	RUS 19821117	MC2 RUSSIA	
5	90	ANOBILE	Fabio	ITA 19931216	MC3 ITALY	
6	67	LYNCH	Colin	IRL 19701216	MC2 IRELAND	
7	64	LACROIX	Francois	FRA 19840825	MC2 FRANCE	
8	59	GALVIS BECERRA	Alvaro	COL 19700125	MC2 COLOMBIA	
9	55	MATTHYS	Arnout	BEL 19770921	MC2 BELGIUM	
10	43	WINKLER	Erich	GER 19680523	MC1 GERMANY	1 lap(s)
11	88	EBRAHIMPOORKAZEROONI	Modammad	IRI 19871205	MC3 IRAN	1 lap(s)
12	37	ZIRKL	Andreas	AUT 19680315	MC1 AUSTRIA	1 lap(s)
13	61	BENDA	Matej	CZE 19930519	MC2 CZECH REPUBLIC	1 lap(s)
14	71	OLAH	Attila	ROU 19890516	MC2 ROMANIA	1 lap(s)
	82	SAMETZ	Michael	CAN 19960521	MC3 CANADA	DNS

Top 10 from each heat will qualify to Scratch Race Final Race

Communique #71

Official Results

Men's C1-3 Scratch Race Qualification

18.03.2016 - Session 2

Race distance 10km - 40 laps

Rang	Dossard	NOM	Prenom	Pays		
RANK	BIB	NAME		NAT		
Qualification Heat 2					Time: 13:02.985	
					Speed: 45.978 km/h	
1	96	OBYDENNOV	Alexsey	RUS 19760422	MC3 RUSSIA	
2	89	CLIFFORD	Eoghan	IRL 19800826	MC3 IRELAND	-1 lap(s)
3	62	KOBLASA	Ivo	CZE 19930710	MC2 CZECH REPUBLIC	-1 lap(s)
4	56	CHERNOVE	Tristen	CAN 19750522	MC2 CANADA	-1 lap(s)
5	57	LIANG	Guihua	CHN 19840525	MC2 CHINA	-1 lap(s)
6	83	MUNOZ MARIN	Esneider	COL 19880909	MC3 COLOMBIA	-1 lap(s)
7	87	SCHINDLER	Matthias	GER 19820328	MC3 GERMANY	-1 lap(s)
8	63	ECKHARD TIO	Maurice	ESP 19830726	MC2 SPAIN	-1 lap(s)
9	81	SCHELFHOUT	Diederick	BEL 19851226	MC3 BELGIUM	-1 lap(s)
10	74	KEITH	Aaron	USA 19710623	MC2 USA	-1 lap(s)
11	73	BOLLIGER	Roger	SUI 19741117	MC2 SWITZERLAND	-1 lap(s)
12	94	ODENDAAL	Juan	RSA 19960616	MC3 SOUTH AFRICA	-1 lap(s)
13	44	MASINI	Giancarlo	ITA 19700110	MC1 ITALY	-1 lap(s)
14	46	NIJHUIS	Arnoud	NED 19890709	MC1 NETHERLANDS	-1 lap(s)
15	65	ROLFE	Louis	GBR 19970721	MC2 GREAT BRITAIN	DNF

Approved by
the College of Commissaires

Top 10 from each heat will qualify to Scratch Race Final Race



Communique #72

Official Start List

Men's C1-3 Scratch Race Final

20.03.2016 - Session 1

Race distance 15km - 60 laps

Dossard BIB	NOM Prenom NAME	Pays NAT	START POSITION
----------------	--------------------	-------------	-------------------

Final

43	WINKLER Erich	GER ⁹⁶⁸⁰⁵²³	MC1 GERMANY	Railing
55	MATTHYS Arnout	BEL ¹⁹⁷⁷⁰⁹²¹	MC2 BELGIUM	Railing
56	CHERNOVE Tristen	CAN ⁹⁷⁵⁰⁵²²	MC2 CANADA	Railing
57	LIANG Guihua	CHN ⁹⁸⁴⁰⁵²⁵	MC2 CHINA	Railing
59	GALVIS BECERRA Alvaro	COL ⁹⁷⁰⁰¹²⁵	MC2 COLOMBIA	Railing
62	KOBLASA Ivo	CZE ¹⁹⁹³⁰⁷¹⁰	MC2 CZECH REPUBLIC	Railing
63	ECKHARD TIO Maurice	ESP ¹⁹⁸³⁰⁷²⁶	MC2 SPAIN	Railing
64	LACROIX Francois	FRA ¹⁹⁸⁴⁰⁸²⁵	MC2 FRANCE	Railing
67	LYNCH Colin	IRL ¹⁹⁷⁰¹²¹⁶	MC2 IRELAND	Railing
72	GILMUTDINOV Arslan	RUS ⁹⁸²¹¹¹⁷	MC2 RUSSIA	Railing
74	KEITH Aaron	USA ⁹⁷¹⁰⁶²³	MC2 USA	Railing
80	NICHOLAS David	AUS ⁹⁹¹¹²⁰¹	MC3 AUSTRALIA	Railing
81	SCHELFHOUT Diederick	BEL ¹⁹⁸⁵¹²²⁶	MC3 BELGIUM	Railing
83	MUNOZ MARIN Esneider	COL ⁹⁸⁸⁰⁹⁰⁹	MC3 COLOMBIA	Railing
86	SANTAS ASENSIO Eduardo	ESP ¹⁹⁸⁹⁰⁸⁰⁴	MC3 SPAIN	Railing
87	SCHINDLER Matthias	GER ⁹⁸²⁰³²⁸	MC3 GERMANY	Railing
89	CLIFFORD Eoghan	IRL ¹⁹⁸⁰⁰⁸²⁶	MC3 IRELAND	Railing
90	ANOBILE Fabio	ITA ¹⁹⁹³¹²¹⁶	MC3 ITALY	Railing
96	OBYDENNOV Alexsey	RUS ⁹⁷⁶⁰⁴²²	MC3 RUSSIA	Railing
98	BERENYI Joseph	USA ⁹⁶⁸¹¹¹²	MC3 USA	Railing

Approved by

the College of Commissaires

**DECISIONS OF THE PANEL OF COMMISSAIRES
DECISIONS DU COLLEGE DES COMMISSAIRES
DECISIONE DEL COLLEGIO DEI COMMISSARI**

FRIDAY 18 MARCH 2016
VENDREDI 18 MARS 2016
VENERDI 18 MARZO 2016

INFRIGEMENTS / SANCTIONS / SANZIONE

WOMEN'S C1-2-3 - SCRATCH RACE (FINAL)

Relegation to Rider # 192 **NORBRUIS Alyda** (NED19890328) for riding on the blue band during the sprint. Relegated to the last position in the group she was with. (5th position)

MEN'S C1-2-3 – SCRATCH RACE (QUALIFYING)

12.1.040.4-1 : For number badly positioned.

Fine : CHF 50

Rider # 71 – **OLAH Attila** (ROU19890516)

REMINDER

Riders shall ensure that the body numbers are visible and legible at all times. The body numbers shall be well fixed and must not be folded or altered. When two numbers are required to be worn (sprint even 200 m qualification and scratch), these should be placed low down and on either side of the back. When a single number (Time Trial events) is required to be worn, this should be placed low down in the center of the back.

CLASSIFICATION COMMUNIQUÉ

PI CLASSIFICATION RESULT

At the end of first appearance the athletes have been given a sports class status.

NATION	LAST NAME	FIRST NAME	UCI CODE	GENDER	CLASS	STATUS	CLASSIFICATION RESULTS	
AUS	REID	Amanda	AUS19961112	W	C2	N	C2	R 2017
GBR	COX	Kadeena	GBR19910310	W	C2	R	C4	R 2017
AUS	THOMPSON	Darcy	AUS19970223	M	C1	N	C1	R 2017
GBR	GIGLIA	Megan	GBR19850326	W	C3	R	C3	C
JPN	SHOTA	Kawamoto	JPN19960819	M	C2	N	C2	C
RUS	SEVASTYANOVA	Ksenia	RUS19960722	W	C4	R	C4	C
JPN	AIZONO	Kentaro	JPN19950227	M	C2	R	C2	C
RUS	GALKINA	Elena	RUS19780906	W	C4	N	C4	R 2017
ITA	CALCAGNI	Carlo	ITA19681030	M	C2	N	DNA	DNA
ITA	POMPA	Matteo	ITA19881124	M	C1	N	C4	R 2017
FRA	LACROIX	François	FRA19840825	M	C2	R	C2	C
USA	LISTER	William	USA19820523	M	C1	R	C1	C
ITA	NARCISI	Jenny	ITA19880904	W	C4	R	C4	C
CAN	CHERNOVE	Tristen	CAN19750522	M	C2	N	C2	R 2017
ROU	MOESCU	Eduard Mihaita	ROU19851116	M	C2	R	C2	C
ITA	MASINI	Giancarlo	ITA19700110	M	C1	R	C1	C
NZL	RAUBENHEIMER	Byron	NZL19910305	M	C4	N	C4	C
RSA	ODENDAAL	Pieter Juan	RSA19960616	M	C3	R	C3	C
IRI	EBRAHIMPOOR KAZEROONI	Modammad	IRI19871205	M	C3	R	C3	C

BVI CLASSIFICATION RESULTS

NATION	LAST NAME	FIRST NAME	UCI CODE	GENDER	CLASS	STATUS	CLASSIFICATION RESULTS	
BEL	DE COSTER	Anita	BEL19620927	W	B	N	B1	R2020
BEL	HOET	Griet	BEL19780612	W	B	N	B3	R2020
AUS	GALLAGHER	Jessica	AUS19860314	W	B	N	B3	R2020
GBR	BATE	Stephen	GBR19770824	M	B	R	B2	R2020
GBR	BALL	James	GBR19910624	M	B	N	B3	R
GRE	KANTZA	Paraskevi	GRE19760808	W	B	N	B1	C
MAS	AHMAD BAJURI	Aiman Asyraff Muhammad Afiq Afify	MAS19951013	M	B	R	B3	R2018
MAS	RIZAN	Muhammad Afiq Afify	MAS19960322	M	B	N	B2	R2020
NED	DE VRIES	Stephen	NED19951117	M	B	R	B2	R2020
POL	PODKOSCIELNA	Iwona	POL19880601	W	B	R	NE	R
POL	POLAK	Marcin	POL19821125	M	B	R	B2	R2020
POL	DUZIKOWSKA	Anna	POL19930920	W	B	N	B2	R2020
RUS	TIUTIN	Leonid	RUS19871208	M	B	R	B3	R2020
RUS	SOLOMATINA	Maria	RUS19930312	W	B	N	B3	R2020



Communique #75

Official Start List

Women's C4 3km Pursuit Qualification

19.03.2016 - Session 1

WORLD RECORD: 3:56.135 - POWELL Susan (AUS) - Aguascalientes (MEX) 12.04.2014

Heat 1	216	NARCISI Jenny	ITA 19880904	ITALY WC4
	218	GALKINA Elena	RUS19780906	RUSSIA WC4
Heat 2	211	MACDOUGALL Hannah	AUS19870731	AUSTRALIA WC4
	215	SAUL Elizabeth	GBR19890519	GREAT BRITAIN WC4
Heat 3	213	MOLNAR Marie-Claude	CAN19831002	CANADA WC4
	219	SEVASTYANOVA Ksenia	RUS19960722	RUSSIA WC4
Heat 4	210	LISNEY Alexandra	AUS19870702	AUSTRALIA WC4
	214	RUAN Jianping	CHN19841219	CHINA WC4
Heat 5	220	FISHER Megan	USA19830301	USA WC4
	217	HORAN Katherine	NZL 19750609	NEW ZEALAND WC4
Heat 6	212	POWELL Susan	AUS19670530	AUSTRALIA WC4
	221	MORELLI Shawn	USA19760329	USA WC4

Approved by
the College of Commissaires

Fastest 2 riders will race for gold, and 3rd and 4th riders will race for bronze.

Communique #76

Official Start List

Women's C5 3km Pursuit Qualification

19.03.2016 - Session 1

WORLD RECORD: 3:32.050 - STOREY, Sarah (GBR) - Aguacalientes - 12.04.2014

Heat 1	232	BOSCO Samantha	USA19870218	USA WC5
Heat 2	227	LANE Crystal	GBR19850913	GREAT BRITAIN WC5
	230	SOUTHORN Fiona	NZL19671008	NEW ZEALAND WC5
Heat 3	226	ZHOU Jufang	CHN19851219	CHINA WC5
	225	DELGADO Mariela Analia	ARG19860726	ARGENTINA WC5
Heat 4	231	HARKOWSKA Anna	POL19800320	POLAND WC5
	229	BRACHTENDORF Kerstin	GER19720522	GERMANY WC5
Heat 5	228	STOREY Sarah	GBR19771026	GREAT BRITAIN WC5
	233	SCHUBLE Jennifer	USA19760708	USA WC5

Approved by
the College of Commissaires

Fastest 2 riders will race for gold, and 3rd and 4th riders will race for bronze.



Communique #77

Official Start List

Men's C4 4km Pursuit Qualification

19.03.2016 - Session 1

WORLD RECORD: 4:30.806 - METELKA J (SVK) - Aguascalientes (MEX) 11.04.2014

Heat 1	116	GOLBARNEZHAD Bahman	IRI 19680604	IRAN MC4
	122	TAMIRJAN Robert	ROU19980201	ROMANIA MC4
Heat 2	112	CREPELIERE Jeremy	FRA19810113	FRANCE MC4
	115	SCHAFER Thomas	GER19801115	GERMANY MC4
Heat 3	120	RAUBENHEIMER Byron	NZL 19910305	NEW ZEALAND MC4
	126	MARTIN Jeffrey Scott	USA19810910	USA MC4
Heat 4	117	PITTACOLO Michele	ITA 19700905	ITALY MC4
	105	BRIDGWOOD Kyle	AUS19890223	AUSTRALIA MC4
Heat 5	111	NEIRA PEREZ Cesar	ESP19791215	SPAIN MC4
	106	WANG Xian	CHN19860117	CHINA MC4
Heat 6	114	VAN GASS Jaco	GBR19860820	GREAT BRITAIN MC4
	119	ISHII Masashi	JPN 19721223	JAPAN MC4
Heat 7	109	BOUSKA Jiri	CZE19791230	CZECH REPUBLIC MC4
	124	PUDOV Sergey	RUS19861009	RUSSIA MC4
Heat 8	121	NOVAK Carol-Eduard	ROU19760728	ROMANIA MC4
	110	JEZEK Jiri	CZE19741016	CZECH REPUBLIC MC4
Heat 9	125	METELKA Jozef	SVK19860908	SLOVAKIA MC4
	108	DUENAS GOMEZ Diego German	COL19900517	COLOMBIA MC4

Fastest 2 riders will race for gold, and 3rd and 4th riders will race for bronze.

Communique #77

Official Start List

Men's C4 4km Pursuit Qualification

19.03.2016 - Session 1

WORLD RECORD: 4:30.806 - METELKA J (SVK) - Aguascalientes (MEX) 11.04.2014

Approved by
the College of Commissaires



Fastest 2 riders will race for gold, and 3rd and 4th riders will race for bronze.

Communique #78

Official Start List

Men's C5 4km Pursuit Qualification

19.03.2016 - Session 1

WORLD RECORD: 4:24.057 - GALLAGHER, Michael (AUS) - Aguascalientes 11.04.2014

Heat 1	142	ADDESI Pierpaolo	ITA 19760629	ITALY MC5
	141	GILDEA Jonathan	GBR19780903	GREAT BRITAIN MC5
Heat 2	144	WILSON Dane	RSA19820515	SOUTH AFRICA MC5
	136	ROBINSON JARAMILLO Joseph	COL19871203	COLOMBIA MC5
Heat 3	146	MURPHY Christopher	USA19840920	USA MC5
	137	KAJNAR Tomas	CZE19780127	CZECH REPUBLIC MC5
Heat 4	133	GOHR Soelito	BRA19730914	BRAZIL MC5
	135	MATIZ RUIZ Edwin Fabian	COL19921106	COLOMBIA MC5
Heat 5	145	DEMENTYEV Yehor	UKR19870312	UKRAINE MC5
	134	LIU Xinyang	CHN19910321	CHINA MC5
Heat 6	131	GALLAGHER Michael	AUS19781214	AUSTRALIA MC5
	143	TARLAO Andrea	ITA 19840108	ITALY MC5
Heat 7	130	DONOHUE Alistair	AUS19950303	AUSTRALIA MC5
	132	CHAMAN Lauro Cesar	BRA19870625	BRAZIL MC5

Approved by
the College of Commissaires

Fastest 2 riders will race for gold, and 3rd and 4th riders will race for bronze.



Communique #79

Official Start List

Women's B 1km Time Trial Final

19.03.2016 - Session 2

WORLD RECORD: 1:05:912 - THORNHILL Sophie (GBR) - Aguascalientes 11.04.2014

Heat 1

161 GREECE

161	KANTZA Paraskevi	GRE19760808	GREECE WB
161	VOUTZALI Vasiliki	GRE19831008	GREECE PIL

Heat 2

168 RUSSIAN FEDERATION

168	SOLOMATINA Maria	RUS19930312	RUSSIA WB
168	KOSHELEVA Svetlana	RUS19820622	RUSSIA PIL

Heat 3

169 USA

169	CHESHIRE Shawn	USA19750916	USA WB
169	WOODRING Mackenzie	USA19790216	USA PIL

Heat 4

157 BELGIUM

157	HOET Griet	BEL19780612	BELGIUM WB
157	MONSIEUR Anneleen	BEL19780126	BELGIUM PIL

Heat 5

165 NEW ZEALAND

165	CAMERON Amanda	NZL19880825	NEW ZEALAND WB
165	VAN KAMPEN Hannah	NZL19930508	NEW ZEALAND PIL

Heat 6

167 POLAND

167	DUZIKOWSKA Anna	POL19930920	POLAND WB
167	MORYTKO Natalia	POL19930410	POLAND PIL

Communique #79

Official Start List

Women's B 1km Time Trial Final

19.03.2016 - Session 2

WORLD RECORD: 1:05:912 - THORNHILL Sophie (GBR) - Aguascalientes 11.04.2014

Heat 7

155 AUSTRALIA

155	GALLAGHER Jessica	AUS 19860314	AUSTRALIA WB
155	JANSSEN Madison	AUS 19941113	AUSTRALIA PIL

Heat 8

159 GREAT BRITAIN

159	TURNHAM Lora	GBR 19880904	GREAT BRITAIN WB
159	HALL Corrine	GBR 19910220	GREAT BRITAIN PIL

Heat 9

162 IRELAND

162	DUNLEVY Katie-George	IRL 19811126	IRELAND WB
162	MCCRISTAL Eve	IRL 19780728	IRELAND PIL

Heat 10

160 GREECE

160	CHALKIADAKI Adamantia	GRE 19861001	GREECE WB
160	MILAKI Argyro	GRE 19920703	GREECE PIL

Heat 11

163 JAPAN

163	KANUMA Yurie	JPN 19810520	JAPAN WB
163	TANAKA Mai	JPN 19891225	JAPAN PIL

Heat 12

166 NEW ZEALAND

166	FOY Emma	NZL 19890406	NEW ZEALAND WB
166	THOMPSON Laura	NZL 19870604	NEW ZEALAND PIL

Communique #79

Official Start List

Women's B 1km Time Trial Final

19.03.2016 - Session 2

WORLD RECORD: 1:05:912 - THORNHILL Sophie (GBR) - Aguascalientes 11.04.2014

Heat 13

164 NETHERLANDS

164	KLAASSEN Larissa	NED19940507	NETHERLANDS WB
164	DOLMAN Haliegh	NED19950613	NETHERLANDS PIL

Heat 14

158 GREAT BRITAIN

158	THORNHILL Sophie	GBR19960209	GREAT BRITAIN WB
158	SCOTT Helen	GBR19900725	GREAT BRITAIN PIL

Approved by
the College of Commissaires

**Communique #80****Official Start List****Men's B 1km Time Trial Final**

19.03.2016 - Session 2

WORLD RECORD: 59.460 - FACHIE, Neil (GBR)/MITCHELL Peter (GBR) - Aguascalientes 11.04.2014

Heat 1**5 AUSTRIA**

5	BITZINGER Patrick	AUT 19950104	AUSTRIA MB
5	TENOR Wolfgang	AUT 19700601	AUSTRIA PIL

Heat 2**28 USA**

28	TRIPLETT Chester	USA 19790425	USA MB
28	KNOTT Kyle	USA 19860725	USA PIL

Heat 3**18 ITALY**

18	BERSINI Emanuele	ITA 19790124	ITALY MB
18	PANIZZA Riccardo	ITA 19870913	ITALY PIL

Heat 4**16 HUNGARY**

16	BUTU Arnold Csaba	HUN19690220	HUNGARY MB
16	GARAMSZEGI Laszlo	HUN19780122	HUNGARY PIL

Heat 5**21 MALAYSIA**

21	AHMAD BAJURI Aiman Asyraff	MAS19950113	MALAYSIA MB
21	MOHAMAD HAFIZ Muhamed Sufian	MAS19860712	MALAYSIA PIL

Heat 6**20 KOREA**

20	KIM Jonggiu	KOR19840417	KOREA MB
20	SONG Jonghoon	KOR19920810	KOREA PIL

Communique #80

Official Start List

Men's B 1km Time Trial Final

19.03.2016 - Session 2

WORLD RECORD: 59.460 - FACHIE, Neil (GBR)/MITCHELL Peter (GBR) - Aguascalientes 11.04.2014

Heat 7

19 ITALY

19	PIZZI Ivano	ITA 19780701	ITALY MB
19	FANTINI Alessandro	ITA 19851020	ITALY PIL

Heat 8

11 GREAT BRITAIN

11	BALL James	GBR19910624	GREAT BRITAIN MB
11	MACLEAN Craig	GBR19710731	GREAT BRITAIN PIL

Heat 9

27 RUSSIAN FEDERATION

27	TIUTIN Leonid	RUS19871208	RUSSIA MB
27	SPIRIN Artur	RUS19841121	RUSSIA PIL

Heat 10

22 MALAYSIA

22	RIZAN Muhammad Afiq A	MAS19960322	MALAYSIA MB
22	MOHD FAIZAL Mohamed Noh	MAS19840905	MALAYSIA PIL

Heat 11

6 CANADA

6	CHALIFOUR Daniel	CAN19711209	CANADA MB
6	LACHANCE Jean-Michel	CAN19870120	CANADA PIL

Heat 12

12 GREAT BRITAIN

12	BATE Stephen	GBR19770824	GREAT BRITAIN MB
12	DUGGLEBY Adam	GBR19841016	GREAT BRITAIN PIL



Communique #80

Official Start List

Men's B 1km Time Trial Final

19.03.2016 - Session 2

WORLD RECORD: 59.460 - FACHIE, Neil (GBR)/MITCHELL Peter (GBR) - Aguascalientes 11.04.2014

Heat 13

1 ARGENTINA

1	VILLALBA Raul	ARG19781020	ARGENTINA MB
1	ROMERO Ezequiel	ARG19770224	ARGENTINA PIL

Heat 14

15 GREECE

15	BARAKAS Athanasios	GRE19711022	GREECE MB
15	TROULINOS Konstantinos	GRE19810704	GREECE PIL

Heat 15

17 IRELAND

17	RYAN Peter	IRL 19900429	IRELAND MB
17	HAHESSY Sean	IRL 19950603	IRELAND PIL

Heat 16

7 COLOMBIA

7	SERNA Nelson	COL 19860921	COLOMBIA MB
7	DURANGO Sebastian	COL 19910804	COLOMBIA PIL

Heat 17

2 AUSTRALIA

2	FORMSTON Matt	AUS 19780721	AUSTRALIA MB
2	CURRAN Michael	AUS 19830413	AUSTRALIA PIL

Heat 18

26 POLAND

26	POLAK Marcin	POL 19821125	POLAND MB
26	LADOSZ Michal	POL 19840209	POLAND PIL

Communique #80

Official Start List

Men's B 1km Time Trial Final

19.03.2016 - Session 2

WORLD RECORD: 59.460 - FACHIE, Neil (GBR)/MITCHELL Peter (GBR) - Aguascalientes 11.04.2014

Heat 19

8 SPAIN

8	AVILA RODRIGUEZ Ignacio	ESP 19790119	SPAIN MB
8	FONT BERTOLI Joan	ESP 19850831	SPAIN PIL

Heat 20

3 AUSTRALIA

3	KENNEDY Paul	AUS 19780310	AUSTRALIA MB
3	YALLOURIS Nicholas	AUS 19940224	AUSTRALIA PIL

Heat 21

10 SPAIN

10	PORTO LAREO Jose Enrique	ESP 19771021	SPAIN MB
10	ESCUREDO RAIMONDEZ Jose Antonio	ESP 19700119	SPAIN PIL

Heat 22

24 NETHERLANDS

24	DE VRIES Stephen	NED 19951117	NETHERLANDS MB
24	BOS Patrick	NED 19870820	NETHERLANDS PIL

Heat 23

14 GERMANY

14	KRUSE Kai-Kristian	GER 19910819	GERMANY MB
14	NIMKE Stefan	GER 19780301	GERMANY PIL

Heat 24

23 NETHERLANDS

23	BANGMA Tristan	NED 19971006	NETHERLANDS MB
23	MULDER Teun	NED 19810618	NETHERLANDS PIL

Communique #80

Official Start List

Men's B 1km Time Trial Final

19.03.2016 - Session 2

WORLD RECORD: 59.460 - FACHIE, Neil (GBR)/MITCHELL Peter (GBR) - Aguascalientes 11.04.2014

Heat 25

13 GREAT BRITAIN

13	FACHIE Neil	GBR19840312	GREAT BRITAIN MB
13	MITCHELL Peter	GBR19900112	GREAT BRITAIN PIL

Approved by
the College of Commissaires





Communique #81

Official Start List

Women's C4-5 Scratch Race Final

19.03.2016 - Session 2

Race distance 10km - 40 laps

Dossard BIB	NOM Prenom NAME	Pays NAT	START POSITION
----------------	--------------------	-------------	-------------------

Final

210	LISNEY Alexandra	AUS 9870702	WC4 AUSTRALIA	Railing
212	POWELL Susan	AUS 9670530	WC4 AUSTRALIA	Railing
213	MOLNAR Marie-Claude	CAN 9831002	WC4 CANADA	Railing
214	RUAN Jianping	CHN 9841219	WC4 CHINA	Railing
215	SAUL Elizabeth	GBR 9890519	WC4 GREAT BRITAIN	Railing
216	NARCISI Jenny	ITA 19880904	WC4 ITALY	Railing
217	HORAN Katherine	NZL 19750609	WC4 NEW ZEALAND	Railing
219	SEVASTYANOVA Ksenia	RUS 9960722	WC4 RUSSIA	Railing
225	DELGADO Mariela Analia	ARG 9860726	WC5 ARGENTINA	Railing
226	ZHOU Jufang	CHN 9851219	WC5 CHINA	Railing
228	STOREY Sarah	GBR 9771026	WC5 GREAT BRITAIN	Railing
229	BRACHTENDORF Kerstin	GER 9720522	WC5 GERMANY	Railing
230	SOUTHORN Fiona	NZL 19671008	WC5 NEW ZEALAND	Railing
231	HARKOWSKA Anna	POL 19800320	WC5 POLAND	Railing
232	BOSCO Samantha	USA 9870218	WC5 USA	Railing
233	SCHUBLE Jennifer	USA 9760708	WC5 USA	Railing

Approved by

the College of Commissaires





Communique #82

Official Start List

Men's C4-5 Scratch Race Qualification

19.03.2016 - Session 2

Race distance 10km - 40 laps

Dossard BIB	NOM Prenom NAME	Pays NAT		START POSITION
----------------	--------------------	-------------	--	-------------------

Heat 1

105	BRIDGWOOD Kyle	AUS ⁹⁸⁹⁰²²³	MC4 AUSTRALIA	Railing
108	DUENAS GOMEZ Diego German	COL ¹⁹⁹⁰⁰⁵¹⁷	MC4 COLOMBIA	Railing
109	BOUSKA Jiri	CZE ¹⁹⁷⁹¹²³⁰	MC4 CZECH REPUBLIC	Railing
114	VAN GASS Jaco	GBR ⁹⁸⁶⁰⁸²⁰	MC4 GREAT BRITAIN	Railing
116	GOLBARNEZHAD Bahman	IRI ¹⁹⁶⁸⁰⁶⁰⁴	MC4 IRAN	Railing
117	PITTACOLO Michele	ITA ¹⁹⁷⁰⁰⁹⁰⁵	MC4 ITALY	Railing
121	NOVAK Carol-Eduard	ROU ⁹⁷⁶⁰⁷²⁸	MC4 ROMANIA	Railing
124	PUDOV Sergey	RUS ⁹⁸⁶¹⁰⁰⁹	MC4 RUSSIA	Railing
131	GALLAGHER Michael	AUS ⁹⁷⁸¹²¹⁴	MC5 AUSTRALIA	Railing
132	CHAMAN Lauro Cesar	BRA ⁹⁸⁷⁰⁶²⁵	MC5 BRAZIL	Railing
134	LIU Xinyang	CHN ⁹⁹¹⁰³²¹	MC5 CHINA	Railing
139	JARAMILLO GALLARDO Pablo	ESP ¹⁹⁷⁷⁰⁴⁰⁹	MC5 SPAIN	Railing
144	WILSON Dane	RSA ⁹⁸²⁰⁵¹⁵	MC5 SOUTH AFRICA	Railing
146	MURPHY Christopher	USA ⁹⁸⁴⁰⁹²⁰	MC5 USA	Railing

Top 10 from each heat will qualify to Scratch Race Final Race



Communique #82

Official Start List

Men's C4-5 Scratch Race Qualification

19.03.2016 - Session 2

Race distance 10km - 40 laps

Dossard BIB	NOM Prenom NAME	Pays NAT	START POSITION
----------------	--------------------	-------------	-------------------

Heat 2

106	WANG Xian	CHN ⁹⁸⁶⁰¹¹⁷	MC4 CHINA	Railing
110	JEZEK Jiri	CZE ¹⁹⁷⁴¹⁰¹⁶	MC4 CZECH REPUBLIC	Railing
111	NEIRA PEREZ Cesar	ESP ¹⁹⁷⁹¹²¹⁵	MC4 SPAIN	Railing
115	SCHAFFER Thomas	GER ⁹⁸⁰¹¹¹⁵	MC4 GERMANY	Railing
120	RAUBENHEIMER Byron	NZL ¹⁹⁹¹⁰³⁰⁵	MC4 NEW ZEALAND	Railing
122	TAMIRJAN Robert	ROU ⁹⁹⁸⁰²⁰¹	MC4 ROMANIA	Railing
125	METELKA Jozef	SVK ⁹⁸⁶⁰⁹⁰⁸	MC4 SLOVAKIA	Railing
127	WIDHALM Justin	USA ⁹⁷⁷⁰⁸²¹	MC4 USA	Railing
130	DONOHUE Alistair	AUS ⁹⁹⁵⁰³⁰³	MC5 AUSTRALIA	Railing
133	GOHR Soelito	BRA ⁹⁷³⁰⁹¹⁴	MC5 BRAZIL	Railing
135	MATIZ RUIZ Edwin Fabian	COL ⁹⁹²¹¹⁰⁶	MC5 COLOMBIA	Railing
141	GILDEA Jonathan	GBR ⁹⁷⁸⁰⁹⁰³	MC5 GREAT BRITAIN	Railing
143	TARLAO Andrea	ITA ¹⁹⁸⁴⁰¹⁰⁸	MC5 ITALY	Railing
145	DEMENTYEV Yehor	UKR ⁹⁸⁷⁰³¹²	MC5 UKRAINE	Railing

Approved by

the College of Commissaires

Top 10 from each heat will qualify to Scratch Race Final Race


Communique #83
Official Results
Women's C4 3km Pursuit Qualification
19.03.2016 - Session 1
WORLD RECORD: 3:56.135 - POWELL Susan (AUS) - Aguascalientes (MEX) 12.04.2014

Rang	Dossard	NOM Prenom	Pays	1/4	1/2	3/4	Time	Km/H
RANK	BIB	NAME	NAT	<i>Section Times</i>				
1	221	MORELLI Shawn WC4	USA 19760329 USA	1:20.528(1)	2:38.156(1) 1:17.628(1)	3:56.956(1) 1:18.800(2)	3:56.956	45.578
2	212	POWELL Susan WC4	AUS 19670530 AUSTRALIA	1:22.343(4)	2:42.766(2) 1:20.423(3)	4:01.474(2) 1:18.708(1)	4:01.474	44.725
3	210	LISNEY Alexandra WC4	AUS 19870702 AUSTRALIA	1:23.315(5)	2:43.200(4) 1:19.885(2)	4:06.386(3) 1:23.186(5)	4:06.386	43.834
4	220	FISHER Megan WC4	USA 19830301 USA	1:24.365(6)	2:46.130(5) 1:21.765(6)	4:07.470(4) 1:21.340(3)	4:07.470	43.642
5	213	MOLNAR Marie-Claude WC4	CAN 19831002 CANADA	1:25.728(8)	2:47.422(7) 1:21.694(4)	4:10.184(5) 1:22.762(4)	4:10.184	43.168
6	217	HORAN Katherine WC4	NZL 19750609 NEW ZEALAND	1:21.160(3)	2:42.864(3) 1:21.704(5)	4:13.828(6) 1:30.964(9)	4:13.828	42.548
7	214	RUAN Jianping WC4	CHN 19841219 CHINA	1:21.105(2)	2:46.158(6) 1:25.053(8)	4:14.358(7) 1:28.200(7)	4:14.358	42.460
8	211	MACDOUGALL Hannah WC4	AUS 19870731 AUSTRALIA	1:25.040(7)	2:49.025(8) 1:23.985(7)	4:14.772(8) 1:25.747(6)	4:14.772	42.391
9	215	SAUL Elizabeth WC4	GBR 19890519 GREAT BRITAIN	1:26.877(9)	2:55.678(9) 1:28.801(10)	4:26.956(9) 1:31.278(10)	4:26.956	40.456
10	216	NARCISI Jenny WC4	ITA 19880904 ITALY	1:31.245(11)	2:59.417(10) 1:28.172(9)	4:29.737(10) 1:30.320(8)	4:29.737	40.039
11	219	SEVASTYANOVA Ksenia WC4	RUS 19960722 RUSSIA	1:28.583(10)	3:02.593(11) 1:34.010(11)	4:41.649(11) 1:39.056(12)	4:41.649	38.346
12	218	GALKINA Elena WC4	RUS 19780906 RUSSIA	1:34.453(12)	3:11.516(12) 1:37.063(12)	4:48.841(12) 1:37.325(11)	4:48.841	37.391

Approved by
the College of Commissaires

Fastest 2 riders will race for gold, and 3rd and 4th riders will race for bronze.



**Communique #84****Liste de Depart / Start List Finals + 3/4****Women's C4 3km Pursuit Finals**

19.03.2016 - Session 2

WORLD RECORD: 3:56.135 - POWELL Susan (AUS) - Aguascalientes (MEX) 12.04.2014

Serie HEAT	Dossard BIB	Nom NAME	Pays NAT	Ville HOMETOWN	Equipe TEAM
3/4	210	LISNEY Alexandra	AUS	WC4	AUSTRALIA
	220	FISHER Megan	USA	WC4	USA
Final	221	MORELLI Shawn	USA	WC4	USA
	212	POWELL Susan	AUS	WC4	AUSTRALIA

Approved by

the College of Commissaires


Communique #85
Official Results
Women's C5 3km Pursuit Qualification
19.03.2016 - Session 1
WORLD RECORD: 3:32.050 - STOREY, Sarah (GBR) - Aguacalientes - 12.04.2014

Rang	Dossard	NOM Prenom	Pays	1/4	1/2	3/4	Time	Km/H
RANK	BIB	NAME	NAT	<i>Section Times</i>				
1	228	STOREY Sarah WC5	GBR 19771026 GREAT BRITAIN	1:14.445(1)	2:26.147(1)	3:38.756(1)	3:38.756	49.370
2	226	ZHOU Jufang WC5	CHN 19851219 CHINA	1:17.612(2)	2:35.720(3)	3:51.500(2)	3:51.500	46.652
3	231	HARKOWSKA Anna WC5	POL 19800320 POLAND	1:18.454(4)	2:35.171(2)	3:53.119(3)	3:53.119	46.328
4	227	LANE Crystal WC5	GBR 19850913 GREAT BRITAIN	1:19.542(6)	2:36.538(5)	3:54.921(4)	3:54.921	45.973
5	232	BOSCO Samantha WC5	USA 19870218 USA	1:18.875(5)	2:35.856(4)	3:55.309(5)	3:55.309	45.897
6	233	SCHUBLE Jennifer WC5	USA 19760708 USA	1:19.690(7)	2:36.938(6)	3:56.942(6)	3:56.942	45.581
7	230	SOUTHORN Fiona WC5	NZL 19671008 NEW ZEALAND	1:22.648(9)	2:39.675(9)	3:58.316(7)	3:58.316	45.318
8	229	BRACHTENDORF Kerstin WC5	GER 19720522 GERMANY	1:20.024(8)	2:37.795(7)	3:59.242(8)	3:59.242	45.143
9	225	DELGADO Mariela Analia WC5	ARG 19860726 ARGENTINA	1:17.864(3)	2:38.881(8)	4:05.061(9)	4:05.061	44.071

Approved by
the College of Commissaires

Fastest 2 riders will race for gold, and 3rd and 4th riders will race for bronze.



**Communique #86****Liste de Depart / Start List Finals + 3/4****Women's C5 3km Pursuit Finals**

19.03.2016 - Session 2

WORLD RECORD: 3:32.050 - STOREY, Sarah (GBR) - AGUASCALIENTES (MEX) 12.04.2014

Serie HEAT	Dossard BIB	Nom NAME	Pays NAT	Ville HOMETOWN	Equipe TEAM
3/4	231	HARKOWSKA Anna	POL	WC5	POLAND
	227	LANE Crystal	GBR	WC5	GREAT BRITAIN
Final	228	STOREY Sarah	GBR	WC5	GREAT BRITAIN
	226	ZHOU Jufang	CHN	WC5	CHINA

Approved by
the College of Commissaires




Communique #87
Official Results
Men's C4 4km Pursuit Qualification
19.03.2016 - Session 1
WORLD RECORD: 4:30.806 - METELKA J (SVK) - Aguascalientes (MEX) 11.04.2014

Rang	Dossard	NOM Prenom	Pays	1/4	1/2	3/4	Time	Km/H
RANK	BIB	NAME	NAT	<i>Section Times</i>				
1	125	METELKA Jozef MC4	SVK 19860908 SLOVAKIA	1:08.587(1)	2:12.331(1)	3:19.289(1)	4:26.924	53.948
2	105	BRIDGWOOD Kyle MC4	AUS 19890223 AUSTRALIA	1:11.723(2)	2:18.593(2)	3:26.229(2)	4:33.526	52.646
3	124	PUDOV Sergey MC4	RUS 19861009 RUSSIA	1:12.266(4)	2:20.992(3)	3:29.935(3)	4:40.257	51.381
4	108	DUENAS GOMEZ Diego German MC4	COL 19900517 COLOMBIA	1:14.321(9)	2:21.693(4)	3:30.856(4)	4:42.011	51.062
5	126	MARTIN Jeffrey Scott MC4	USA 19810910 USA	1:15.470(11)	2:23.765(7)	3:33.369(5)	4:45.526	50.433
6	111	NEIRA PEREZ Cesar MC4	ESP 19791215 SPAIN	1:15.770(13)	2:25.069(10)	3:35.125(6)	4:46.958	50.182
7	121	NOVAK Carol-Eduard MC4	ROU 19760728 ROMANIA	1:13.747(8)	2:23.674(6)	3:35.321(7)	4:47.869	50.023
8	114	VAN GASS Jaco MC4	GBR 19860820 GREAT BRITAIN	1:17.099(15)	2:25.912(12)	3:35.906(8)	4:48.824	49.857
9	110	JEZEK Jiri MC4	CZE 19741016 CZECH REPUBLIC	1:13.676(6)	2:24.598(9)	3:36.860(9)	4:50.599	49.553
10	112	CREPELIERE Jeremy MC4	FRA 19810113 FRANCE	1:15.767(12)	2:26.861(13)	3:39.321(11)	4:51.825	49.345
11	119	ISHII Masashi MC4	JPN 19721223 JAPAN	1:11.948(3)	2:22.808(5)	3:37.698(10)	4:54.152	48.954
12	109	BOUSKA Jiri MC4	CZE 19791230 CZECH REPUBLIC	1:13.637(5)	2:24.514(8)	3:39.392(12)	4:56.265	48.605
13	106	WANG Xian MC4	CHN 19860117 CHINA	1:13.686(7)	2:25.676(11)	3:42.212(13)	4:57.457	48.410
14	115	SCHAFFER Thomas MC4	GER 19801115 GERMANY	1:14.457(10)	2:27.876(14)	3:43.153(14)	4:59.976	48.004
15	117	PITTACOLO Michele MC4	ITA 19700905 ITALY	1:16.879(14)	2:29.144(15)	3:43.375(15)	5:01.645	47.738
16	120	RAUBENHEIMER Byron MC4	NZL 19910305 NEW ZEALAND	1:17.861(16)	2:33.125(16)	3:49.423(16)	5:08.910	46.616

Fastest 2 riders will race for gold, and 3rd and 4th riders will race for bronze.
NEW WORLD RECORD : METELKA Jozef (SVK) 4:26.924


Communique #87

Official Results

Men's C4 4km Pursuit Qualification

19.03.2016 - Session 1

WORLD RECORD: 4:30.806 - METELKA J (SVK) - Aguascalientes (MEX) 11.04.2014

Rang	Dossard	NOM Prenom	Pays	1/4	1/2	3/4	Time	Km/H
RANK	BIB	NAME	NAT	Section Times				
17	116	GOLBARNEZHAD Bahman MC4	IRI 19680604 IRAN	1:18.812(17)	2:36.464(17)	3:56.392(17)	5:15.255	45.677
				1:17.652(17)	1:19.928(18)	1:18.863(17)		
18	122	TAMIRJAN Robert MC4	ROU 19980201 ROMANIA	1:20.958(18)	2:39.453(18)	3:58.536(18)	5:17.171	45.401
				1:18.495(18)	1:19.083(17)	1:18.635(16)		

Approved by
the College of Commissaires

Fastest 2 riders will race for gold, and 3rd and 4th riders will race for bronze.

NEW WORLD RECORD : METELKA Jozef (SVK) 4:26.924





Communique #88

Liste de Depart / Start List Finals + 3/4

Men's C4 4km Pursuit Finals

19.03.2016 - Session 2

WORLD RECORD: 4:26.924 - METELKA J (SVK) - Montichiari (ITA) 19.03.2016

Serie HEAT	Dossard BIB	Nom NAME	Pays NAT	Ville HOMETOWN	Equipe TEAM
3/4	124	PUDOV Sergey	RUS	MC4	RUSSIA
	108	DUENAS GOMEZ Diego German	COL	MC4	COLOMBIA
Final	125	METELKA Jozef	SVK	MC4	SLOVAKIA
	105	BRIDGWOOD Kyle	AUS	MC4	AUSTRALIA

Approved by
the College of Commissaires


Communique #89
Official Results
Men's C5 4km Pursuit Qualification
19.03.2016 - Session 1
WORLD RECORD: 4:24.057 - GALLAGHER, Michael (AUS) - Aguascalientes 11.04.2014

Rang	Dossard	NOM Prenom	Pays	1/4	1/2	3/4	Time	Km/H
RANK	BIB	NAME	NAT	<i>Section Times</i>				
1	130	DONOHUE Alistair MC5	AUS 19950303 AUSTRALIA	1:09.206(1)	2:14.697(1)	3:20.254(1)	4:27.113	53.910
2	131	GALLAGHER Michael MC5	AUS 19781214 AUSTRALIA	1:11.277(5)	2:17.805(4)	3:24.394(2)	4:31.727	52.994
3	145	DEMENTYEV Yehor MC5	UKR 19870312 UKRAINE	1:10.002(2)	2:17.095(2)	3:24.675(3)	4:32.459	52.852
4	134	LIU Xinyang MC5	CHN 19910321 CHINA	1:10.930(4)	2:17.165(3)	3:25.143(4)	4:35.182	52.329
5	135	MATIZ RUIZ Edwin Fabian MC5	COL 19921106 COLOMBIA	1:14.052(10)	2:22.285(9)	3:30.750(7)	4:40.023	51.424
6	137	KAJNAR Tomas MC5	CZE 19780127 CZECH REPUBLIC	1:11.512(6)	2:20.561(6)	3:31.558(9)	4:40.409	51.354
7	141	GILDEA Jonathan MC5	GBR 19780903 GREAT BRITAIN	1:13.270(8)	2:21.573(7)	3:30.295(5)	4:40.819	51.279
8	143	TARLAO Andrea MC5	ITA 19840108 ITALY	1:11.652(7)	2:20.321(5)	3:30.943(8)	4:42.034	51.058
9	132	CHAMAN Lauro Cesar MC5	BRA 19870625 BRAZIL	1:10.663(3)	2:21.834(8)	3:30.341(6)	4:42.591	50.957
10	146	MURPHY Christopher MC5	USA 19840920 USA	1:13.920(9)	2:23.909(10)	3:35.358(10)	4:50.726	49.531
11	133	GOHR Soelito MC5	BRA 19730914 BRAZIL	1:15.375(11)	2:28.839(11)	3:43.298(11)	4:59.290	48.114
12	136	ROBINSON JARAMILLO Joseph MC5	COL 19871203 COLOMBIA	1:16.070(13)	2:31.174(12)	3:46.330(13)	4:59.550	48.072
13	142	ADDESI Pierpaolo MC5	ITA 19760629 ITALY	1:20.842(14)	2:31.297(13)	3:44.151(12)	4:59.763	48.038
14	144	WILSON Dane MC5	RSA 19820515 SOUTH AFRICA	1:15.532(12)	2:33.275(14)	3:52.756(14)	5:10.618	46.359

Approved by
the College of Commissaires

Fastest 2 riders will race for gold, and 3rd and 4th riders will race for bronze.



**Communique #90****Liste de Depart / Start List Finals + 3/4****Men's C5 4km Pursuit Finals**

19.03.2016 - Session 2

WORLD RECORD: 4:24.057 - GALLAGHER, Michael (AUS) - Aguascalientes 11.04.2014

Serie HEAT	Dossard BIB	Nom NAME	Pays NAT	Ville HOMETOWN	Equipe TEAM
3/4	145	DEMENTYEV Yehor	UKR	MC5	UKRAINE
	134	LIU Xinyang	CHN	MC5	CHINA
Final	130	DONOHUE Alistair	AUS	MC5	AUSTRALIA
	131	GALLAGHER Michael	AUS	MC5	AUSTRALIA

Approved by

the College of Commissaires

Communique #91

Official Results

Women's C4 3km Pursuit Finals

19.03.2016 - Session 2

WORLD RECORD: 3:56.135 - POWELL Susan (AUS) - Aguascalientes (MEX) 12.04.2014

Rang RANK	Dossard BIB	NOM NAME	Prenom	Pays NAT	1K	2K 1K->2K	3K 2K->3K	Time	Km/H
3/4									
1	210	LISNEY Alexandra		AUS19870702	1:24.418(1)	2:43.421(1) 1:19.003(1)	1:21.070(2)	4:04.491	44.173
		AUSTRALIA							
2	220	FISHER Megan		USA19830301	1:24.956(2)	2:45.707(2) 1:20.751(2)	1:19.700(1)	4:05.407	44.009
		USA							
Final									
1	221	MORELLI Shawn		USA19760329	1:20.118(1)	2:37.013(1) 1:16.895(1)	1:17.993(1)	3:55.006	45.956
		USA							
2	212	POWELL Susan		AUS19670530	1:20.240(2)	2:38.846(2) 1:18.606(2)	1:20.433(2)	3:59.279	45.136
		AUSTRALIA							

Approved by
the College of Commissaires

NEW WORLD RECORD: MORELLI Shawn (USA) 3:55.006



Communique #92

Official Final Classification

Women's C4 3km Pursuit Final Classification

Rang RANK	NOM Prenom NAME		Points
1	MORELLI Shawn	USA 19760329	0
2	POWELL Susan	AUS 19670530	0
3	LISNEY Alexandra	AUS 19870702	0
4	FISHER Megan	USA 19830301	0
5	MOLNAR Marie-Claude	CAN 19831002	0
6	HORAN Katherine	NZL 19750609	0
7	RUAN Jianping	CHN 19841219	0
8	MACDOUGALL Hannah	AUS 19870731	0
9	SAUL Elizabeth	GBR 19890519	0
10	NARCISI Jenny	ITA 19880904	0
11	SEVASTYANOVA Ksenia	RUS 19960722	0
12	GALKINA Elena	RUS 19780906	0

Approved by
the College of Commissaires

Communique #93

Official Results

Women's C5 3km Pursuit Finals

19.03.2016 - Session 2

WORLD RECORD: 3:32.050 - STOREY, Sarah (GBR) - AGUASCALIENTES (MEX) 12.04.2014

Rang RANK	Dossard BIB	NOM Prenom NAME	Pays NAT	1K	2K 1K->2K	3K 2K->3K	Time	Km/H
3/4								
1	231	HARKOWSKA Anna POLAND	POL ¹⁹⁸⁰⁰³²⁰	1:18.947(2)	2:35.349(1) 1:16.402(1)	1:16.070(1)	3:51.419	46.669
2	227	LANE Crystal GREAT BRITAIN	GBR ¹⁹⁸⁵⁰⁹¹³	1:17.542(1)	2:36.572(2) 1:19.030(2)	1:18.361(2)	3:54.933	45.971
Final								
1	228	STOREY Sarah GREAT BRITAIN	GBR ¹⁹⁷⁷¹⁰²⁶	1:14.923(2)			3:38.756	49.370
2	226	ZHOU Jufang CHINA	CHN ¹⁹⁸⁵¹²¹⁹					

WC5 OVR

Approved by
the College of Commissaires

Gold medal ride finish time has been taken from Qualification run



Communique #94

Official Final Classification

Women's C5 3km Pursuit Final Classification

Rang RANK	NOM Prenom NAME		Points
1	STOREY Sarah	GBR 19771026	0
2	ZHOU Jufang	CHN 19851219	0
3	HARKOWSKA Anna	POL 19800320	0
4	LANE Crystal	GBR 19850913	0
5	BOSCO Samantha	USA 19870218	0
6	SCHUBLE Jennifer	USA 19760708	0
7	SOUTHORN Fiona	NZL 19671008	0
8	BRACHTENDORF Kerstin	GER 19720522	0
9	DELGADO Mariela Analia	ARG 19860726	0

Approved by
the College of Commissaires

Communique #95

Official Results

Men's C4 4km Pursuit Finals

19.03.2016 - Session 2

WORLD RECORD: 4:26.924 - METELKA J (SVK) - Montichiari (ITA) 19.03.2016

Rang RANK	Dossard BIB	NOM Prenom NAME	Pays NAT	1K	2K 1K->2K	3K 2K->3K	Time 3K->4K	Km/H
3/4								
1	124	PUDOV Sergey RUSSIA	RUS19861009	1:12.417(1)	2:23.490(1) 1:11.073(2)	3:33.385(1) 1:09.895(1)	4:43.376 1:09.991(2)	50.816
2	108	DUENAS GOMEZ Diego German COLOMBIA	COL19900517	1:14.562(2)	2:25.286(2) 1:10.724(1)	3:35.653(2) 1:10.367(2)	4:45.304 1:09.651(1)	50.472
Final								
1	125	METELKA Jozef SLOVAKIA	SVK19860908	1:08.132(1)	2:13.712(1) 1:05.580(1)	3:20.839(1) 1:07.127(1)	4:28.000 1:07.161(1)	53.731
2	105	BRIDGWOOD Kyle AUSTRALIA	AUS19890223	1:09.377(2)	2:17.233(2) 1:07.856(2)	3:26.244(2) 1:09.011(2)	4:36.296 1:10.052(2)	52.118

Approved by
the College of Commissaires


Communique #96
Official Final Classification
Men's C4 4km Pursuit Final Classification

Rang RANK	NOM Prenom NAME		Points
1	METELKA Jozef	SVK 19860908	0
2	BRIDGWOOD Kyle	AUS 19890223	0
3	PUDOV Sergey	RUS 19861009	0
4	DUENAS GOMEZ Diego German	COL 19900517	0
5	MARTIN Jeffrey Scott	USA 19810910	0
6	NEIRA PEREZ Cesar	ESP 19791215	0
7	NOVAK Carol-Eduard	ROU 19760728	0
8	VAN GASS Jaco	GBR 19860820	0
9	JEZEK Jiri	CZE 19741016	0
10	CREPELIERE Jeremy	FRA 19810113	0
11	ISHII Masashi	JPN 19721223	0
12	BOUSKA Jiri	CZE 19791230	0
13	WANG Xian	CHN 19860117	0
14	SCHAFFER Thomas	GER 19801115	0
15	PITTACOLO Michele	ITA 19700905	0
16	RAUBENHEIMER Byron	NZL 19910305	0
17	GOLBARNEZHAD Bahman	IRI 19680604	0
18	TAMIRJAN Robert	ROU 19980201	0

Approved by
the College of Commissaires



Communique #97

Official Results

Men's C5 4km Pursuit Finals

19.03.2016 - Session 2

WORLD RECORD: 4:24.057 - GALLAGHER, Michael (AUS) - Aguascalientes 11.04.2014

Rang RANK	Dossard BIB	NOM Prenom NAME	Pays NAT	1K	2K 1K->2K	3K 2K->3K	Time 3K->4K	Km/H
3/4								
1	145	DEMENTYEV Yehor UKRAINE	UKR19870312	1:10.222(1)	2:17.009(1) 1:06.787(0)	3:24.400(1) 1:07.391(0)	4:32.459 1:08.059(0)	52.852
2	134	LIU Xinyang CHINA	CHN19910321					MC5 OVR
Final								
1	131	GALLAGHER Michael AUSTRALIA	AUS19781214	1:10.776(2)	2:17.887(2) 1:07.111(2)	3:28.146(2) 1:10.259(2)	4:38.467 1:10.321(1)	51.712
2	130	DONOHUE Alistair AUSTRALIA	AUS19950303	1:10.758(1)	2:17.777(1) 1:07.019(1)	3:26.783(1) 1:09.006(1)	4:38.520 1:11.737(2)	51.702

Approved by
the College of Commissaires


Communique #98
Official Final Classification
Men's C5 4km Pursuit Final Classification

Rang RANK	NOM Prenom NAME		Points
1	GALLAGHER Michael	AUS 19781214	0
2	DONOHUE Alistair	AUS 19950303	0
3	DEMENTYEV Yehor	UKR 19870312	0
4	LIU Xinyang	CHN 19910321	0
5	MATIZ RUIZ Edwin Fabian	COL 19921106	0
6	KAJNAR Tomas	CZE 19780127	0
7	GILDEA Jonathan	GBR 19780903	0
8	TARLAO Andrea	ITA 19840108	0
9	CHAMAN Lauro Cesar	BRA 19870625	0
10	MURPHY Christopher	USA 19840920	0
11	GOHR Soelito	BRA 19730914	0
12	ROBINSON JARAMILLO Joseph	COL 19871203	0
13	ADDESI Pierpaolo	ITA 19760629	0
14	WILSON Dane	RSA 19820515	0

Approved by
the College of Commissaires

Communique #99

Official Results

Women's B 1km Time Trial Final

19.03.2016 - Session 2

WORLD RECORD: 1:05:912 - THORNHILL Sophie (GBR) - Aguascalientes 11.04.2014

Rang	Dossard	NOM Prenom	Pays	1/4	1/2	3/4	Time	Km/H
RANK	BIB	NAME	NAT	Section Times				
1	164	NETHERLANDS		20.697(2)	35.247(2)	50.109(1)	1:06.095	54.467
				14.550(1)	14.862(1)	15.986(1)		
	164	KLAASSEN Larissa	NED 19940507	WB	NETHERLANDS			
	164	DOLMAN Haliëgh	NED 19950613	PIL	NETHERLANDS			
2	158	GREAT BRITAIN		20.494(1)	35.234(1)	50.672(2)	1:07.483	53.347
				14.740(2)	15.438(3)	16.811(8)		
	158	THORNHILL Sophie	GBR 19960209	WB	GREAT BRITAIN			
	158	SCOTT Helen	GBR 19900725	PIL	GREAT BRITAIN			
3	155	AUSTRALIA		21.001(3)	35.833(3)	51.215(3)	1:07.575	53.274
				14.832(3)	15.382(2)	16.360(3)		
	155	GALLAGHER Jessica	AUS 19860314	WB	AUSTRALIA			
	155	JANSSEN Madison	AUS 19941113	PIL	AUSTRALIA			
4	166	NEW ZEALAND		22.434(6)	37.727(5)	53.272(4)	1:09.612	51.715
				15.293(4)	15.545(4)	16.340(2)		
	166	FOY Emma	NZL 19890406	WB	NEW ZEALAND			
	166	THOMPSON Laura	NZL 19870604	PIL	NEW ZEALAND			
5	159	GREAT BRITAIN		22.406(5)	38.313(6)	54.475(6)	1:11.008	50.699
				15.907(8)	16.162(8)	16.533(5)		
	159	TURNHAM Lora	GBR 19880904	WB	GREAT BRITAIN			
	159	HALL Corrine	GBR 19910220	PIL	GREAT BRITAIN			
6	163	JAPAN		22.935(8)	38.784(7)	54.723(7)	1:11.258	50.521
				15.849(6)	15.939(7)	16.535(6)		
	163	KANUMA Yurie	JPN 19810520	WB	JAPAN			
	163	TANAKA Mai	JPN 19891225	PIL	JAPAN			





Communique #99

Official Results

Women's B 1km Time Trial Final

19.03.2016 - Session 2

WORLD RECORD: 1:05:912 - THORNHILL Sophie (GBR) - Aguascalientes 11.04.2014

Rang	Dossard	NOM Prenom	Pays	1/4	1/2	3/4	Time	Km/H
RANK	BIB	NAME	NAT	Section Times				
7	157	BELGIUM		23.763(12)	39.383(10)	55.029(8)	1:11.462	50.376
					15.620(5)	15.646(5)	16.433(4)	
	157	HOET Griet	BEL 19780612	WB	BELGIUM			
	157	MONSIEUR Anneleen	BEL 19780126	PIL	BELGIUM			
8	160	GREECE		21.724(4)	37.660(4)	54.174(5)	1:11.547	50.317
					15.936(9)	16.514(11)	17.373(12)	
	160	CHALKIADAKI Adamantia	GRE 19861001	WB	GREECE			
	160	MILAKI Argyro	GRE 19920703	PIL	GREECE			
9	165	NEW ZEALAND		23.996(13)	39.851(13)	55.724(10)	1:12.416	49.713
					15.855(7)	15.873(6)	16.692(7)	
	165	CAMERON Amanda	NZL 19880825	WB	NEW ZEALAND			
	165	VAN KAMPEN Hannah	NZL 19930508	PIL	NEW ZEALAND			
10	162	IRELAND		23.098(9)	39.288(9)	55.682(9)	1:12.778	49.465
					16.190(11)	16.394(9)	17.096(9)	
	162	DUNLEVY Katie-George	IRL 19811126	WB	IRELAND			
	162	MCCRISTAL Eve	IRL 19780728	PIL	IRELAND			
11	169	USA		23.550(11)	39.780(12)	56.202(12)	1:13.303	49.111
					16.230(12)	16.422(10)	17.101(10)	
	169	CHESHIRE Shawn	USA 19750916	WB	USA			
	169	WOODRING Mackenzie	USA 19790216	PIL	USA			
12	167	POLAND		23.480(10)	39.555(11)	56.081(11)	1:13.367	49.068
					16.075(10)	16.526(12)	17.286(11)	
	167	DUZIKOWSKA Anna	POL 19930920	WB	POLAND			
	167	MORYTKO Natalia	POL 19930410	PIL	POLAND			



Communique #99

Official Results

Women's B 1km Time Trial Final

19.03.2016 - Session 2

WORLD RECORD: 1:05:912 - THORNHILL Sophie (GBR) - Aguascalientes 11.04.2014

Rang	Dossard	NOM	Prenom	Pays	1/4	1/2	3/4	Time	Km/H
RANK	BIB	NAME		NAT	Section Times				
13	168	RUSSIAN FEDERATION			22.754(7)	39.216(8)	56.392(13)	1:14.747	48.162
						16.462(13)	17.176(13)	18.355(13)	
	168	SOLOMATINA	Maria	RUS 19930312	WB				
					RUSSIA				
	168	KOSHELEVA	Svetlana	RUS 19820622	PIL				
					RUSSIA				
14	161	GREECE			28.330(14)	46.972(14)	1:05.474(14)	1:24.445	42.631
						18.642(14)	18.502(14)	18.971(14)	
	161	KANTZA	Paraskevi	GRE 19760808	WB				
					GREECE				
	161	VOUTZALI	Vasiliki	GRE 19831008	PIL				
					GREECE				

Approved by
the College of Commissaires



Communique #100
Official Results
Men's B 1km Time Trial Final

19.03.2016 - Session 2

WORLD RECORD: 59.460 - FACHIE, Neil (GBR)/MITCHELL Peter (GBR) - Aguascalientes 11.04.2014

Rang	Dossard	NOM Prenom	Pays	1/4	1/2	3/4	Time	Km/H
RANK	BIB	NAME	NAT	Section Times				
1	13	GREAT BRITAIN		18.897(2)	32.083(2)	45.798(1)	1:00.633	59.374
				13.186(1)	13.715(1)	14.835(7)		
	13	FACHIE Neil	GBR 19840312	MB	GREAT BRITAIN			
	13	MITCHELL Peter	GBR 19900112	PIL	GREAT BRITAIN			
2	23	NETHERLANDS		18.692(1)	32.011(1)	46.197(2)	1:01.780	58.271
				13.319(2)	14.186(9)	15.583(16)		
	23	BANGMA Tristan	NED 19971006	MB	NETHERLANDS			
	23	MULDER Teun	NED 19810618	PIL	NETHERLANDS			
3	24	NETHERLANDS		20.078(4)	33.952(5)	47.857(4)	1:02.214	57.865
				13.874(7)	13.905(4)	14.357(2)		
	24	DE VRIES Stephen	NED 19951117	MB	NETHERLANDS			
	24	BOS Patrick	NED 19870820	PIL	NETHERLANDS			
4	14	GERMANY		20.192(5)	33.920(4)	47.946(5)	1:02.499	57.601
				13.728(6)	14.026(5)	14.553(4)		
	14	KRUSE Kai-Kristian	GER 19910819	MB	GERMANY			
	14	NIMKE Stefan	GER 19780301	PIL	GERMANY			
5	11	GREAT BRITAIN		19.519(3)	33.004(3)	47.159(3)	1:02.522	57.580
				13.485(3)	14.155(7)	15.363(13)		
	11	BALL James	GBR 19910624	MB	GREAT BRITAIN			
	11	MACLEAN Craig	GBR 19710731	PIL	GREAT BRITAIN			
6	10	SPAIN		20.410(8)	34.087(6)	48.224(6)	1:03.361	56.817
				13.677(4)	14.137(6)	15.137(9)		
	10	PORTO LAREO Jose Enrique	ESP 19771021	MB	SPAIN			
	10	ESCUREDO RAIMONDEZ Jose Antonio	ESP 19700119	PIL	SPAIN			




Communique #100
Official Results
Men's B 1km Time Trial Final
19.03.2016 - Session 2
WORLD RECORD: 59.460 - FACHIE, Neil (GBR)/MITCHELL Peter (GBR) - Aguascalientes 11.04.2014

Rang	Dossard	NOM Prenom	Pays	1/4	1/2	3/4	Time	Km/H
RANK	BIB	NAME	NAT	<i>Section Times</i>				
7	3	AUSTRALIA		20.407(7)	34.286(8)	48.483(7)	1:03.624	56.582
					13.879(8)	14.197(10)	15.141(10)	
	3	KENNEDY Paul	AUS 19780310	MB	AUSTRALIA			
	3	YALLOURIS Nicholas	AUS 19940224	PIL	AUSTRALIA			
8	2	AUSTRALIA		21.450(18)	35.535(14)	49.435(10)	1:03.823	56.406
					14.085(10)	13.900(3)	14.388(3)	
	2	FORMSTON Matt	AUS 19780721	MB	AUSTRALIA			
	2	CURRAN Michael	AUS 19830413	PIL	AUSTRALIA			
9	8	SPAIN		21.596(19)	35.926(18)	49.818(15)	1:04.006	56.245
					14.330(15)	13.892(2)	14.188(1)	
	8	AVILA RODRIGUEZ Ignacio	ESP 19790119	MB	SPAIN			
	8	FONT BERTOLI Joan	ESP 19850831	PIL	SPAIN			
10	22	MALAYSIA		20.802(10)	34.731(9)	49.060(9)	1:04.499	55.815
					13.929(9)	14.329(12)	15.439(15)	
	22	RIZAN Muhammad Afiq A	MAS 19960322	MB	MALAYSIA			
	22	MOHD FAIZAL Mohamed Noh	MAS 19840905	PIL	MALAYSIA			
11	27	RUSSIAN FEDERATION		20.531(9)	34.215(7)	48.612(8)	1:04.504	55.810
					13.684(5)	14.397(14)	15.892(19)	
	27	TIUTIN Leonid	RUS 19871208	MB	RUSSIA			
	27	SPIRIN Artur	RUS 19841121	PIL	RUSSIA			
12	7	COLOMBIA		20.970(13)	35.260(12)	49.594(11)	1:04.515	55.801
					14.290(14)	14.334(13)	14.921(8)	
	7	SERNA Nelson	COL 19860921	MB	COLOMBIA			
	7	DURANGO Sebastian	COL 19910804	PIL	COLOMBIA			



Communique #100
Official Results
Men's B 1km Time Trial Final

19.03.2016 - Session 2

WORLD RECORD: 59.460 - FACHIE, Neil (GBR)/MITCHELL Peter (GBR) - Aguascalientes 11.04.2014

Rang	Dossard	NOM	Prenom	Pays	1/4	1/2	3/4	Time	Km/H
RANK	BIB	NAME		NAT	Section Times				
13	26	POLAND			21.351(17)	35.621(16)	49.806(13)	1:04.556	55.766
						14.270(13)	14.185(8)	14.750(6)	
	26	POLAK Marcin		POL 19821125	MB	POLAND			
	26	LADOSZ Michal		POL 19840209	PIL	POLAND			
14	12	GREAT BRITAIN			21.602(20)	36.070(20)	50.366(16)	1:05.076	55.320
						14.468(16)	14.296(11)	14.710(5)	
	12	BATE Stephen		GBR 19770824	MB	GREAT BRITAIN			
	12	DUGGLEBY Adam		GBR 19841016	PIL	GREAT BRITAIN			
15	6	CANADA			21.075(14)	35.262(13)	49.805(12)	1:05.172	55.238
						14.187(12)	14.543(15)	15.367(14)	
	6	CHALIFOUR Daniel		CAN 19711209	MB	CANADA			
	6	LACHANCE Jean-Michel		CAN 19870120	PIL	CANADA			
16	21	MALAYSIA			20.956(12)	35.133(11)	49.817(14)	1:05.493	54.968
						14.177(11)	14.684(17)	15.676(17)	
	21	AHMAD BAJURI Aiman Asyraff		MAS 19950113	MB	MALAYSIA			
	21	MOHAMAD HAFIZ Muhamed Sufian		MAS 19860712	PIL	MALAYSIA			
17	17	IRELAND			21.834(21)	36.327(21)	50.999(20)	1:06.360	54.250
						14.493(17)	14.672(16)	15.361(12)	
	17	RYAN Peter		IRL 19900429	MB	IRELAND			
	17	HAHESSY Sean		IRL 19950603	PIL	IRELAND			
18	28	USA			21.174(15)	35.824(17)	50.747(18)	1:06.472	54.158
						14.650(18)	14.923(19)	15.725(18)	
	28	TRIPLETT Chester		USA 19790425	MB	USA			
	28	KNOTT Kyle		USA 19860725	PIL	USA			




Communique #100
Official Results
Men's B 1km Time Trial Final
19.03.2016 - Session 2
WORLD RECORD: 59.460 - FACHIE, Neil (GBR)/MITCHELL Peter (GBR) - Aguascalientes 11.04.2014

Rang	Dossard	NOM Prenom	Pays	1/4	1/2	3/4	Time	Km/H
RANK	BIB	NAME	NAT	<i>Section Times</i>				
19	15	GREECE		20.346(6)	35.036(10)	50.520(17)	1:06.987	53.742
				14.690(20)	15.484(22)	16.467(23)		
	15	BARAKAS Athanasios	GRE 19711022	MB	GREECE			
	15	TROULINOS Konstantinos	GRE 19810704	PIL	GREECE			
20	1	ARGENTINA		20.904(11)	35.588(15)	50.803(19)	1:07.020	53.715
				14.684(19)	15.215(21)	16.217(22)		
	1	VILLALBA Raul	ARG 19781020	MB	ARGENTINA			
	1	ROMERO Ezequiel	ARG 19770224	PIL	ARGENTINA			
21	20	KOREA		21.289(16)	36.065(19)	51.245(21)	1:07.396	53.416
				14.776(21)	15.180(20)	16.151(21)		
	20	KIM Jonggiu	KOR 19840417	MB	KOREA			
	20	SONG Jonghoon	KOR 19920810	PIL	KOREA			
22	19	ITALY		22.732(22)	37.809(22)	52.694(22)	1:07.979	52.958
				15.077(22)	14.885(18)	15.285(11)		
	19	PIZZI Ivano	ITA 19780701	MB	ITALY			
	19	FANTINI Alessandro	ITA 19851020	PIL	ITALY			
23	18	ITALY		22.796(23)	38.581(24)	54.220(23)	1:10.342	51.179
				15.785(24)	15.639(23)	16.122(20)		
	18	BERSINI Emanuele	ITA 19790124	MB	ITALY			
	18	PANIZZA Riccardo	ITA 19870913	PIL	ITALY			
24	16	HUNGARY		22.905(24)	38.378(23)	54.282(24)	1:11.204	50.559
				15.473(23)	15.904(24)	16.922(24)		
	16	BUTU Arnold Csaba	HUN 19690220	MB	HUNGARY			
	16	GARAMSZEGI Laszlo	HUN 19780122	PIL	HUNGARY			



Communique #100

Official Results

Men's B 1km Time Trial Final

19.03.2016 - Session 2

WORLD RECORD: 59.460 - FACHIE, Neil (GBR)/MITCHELL Peter (GBR) - Aguascalientes 11.04.2014

Rang	Dossard	NOM	Prenom	Pays	1/4	1/2	3/4	Time	Km/H
RANK	BIB	NAME		NAT	Section Times				
25	5	AUSTRIA			23.355(25)	39.551(25)	55.848(25)	1:12.879	49.397
						16.196(25)	16.297(25)	17.031(25)	
	5	BITZINGER Patrick		AUT 19950104		MB			
						AUSTRIA			
	5	TENOR Wolfgang		AUT 19700601		PIL			
						AUSTRIA			

Approved by
the College of Commissaires




Communique #101
Official Results
Women's C4-5 Scratch Race Final
19.03.2016 - Session 2
Race distance 10km - 40 laps

Rang	Dossard	NOM	Prenom	Pays
RANK	BIB	NAME		NAT

Final					Time: 13:36.437	
					Speed: 44.094 km/h	
1	231	HARKOWSKA	Anna	POL 19800320	WC5 POLAND	
2	228	STOREY	Sarah	GBR 19771026	WC5 GREAT BRITAIN	-1 lap(s)
3	225	DELGADO	Mariela Analia	ARG 19860726	WC5 ARGENTINA	-1 lap(s)
4	226	ZHOU	Jufang	CHN 19851219	WC5 CHINA	-1 lap(s)
5	214	RUAN	Jianping	CHN 19841219	WC4 CHINA	-1 lap(s)
6	232	BOSCO	Samantha	USA 19870218	WC5 USA	-1 lap(s)
7	212	POWELL	Susan	AUS 19670530	WC4 AUSTRALIA	-1 lap(s)
8	230	SOUTHORN	Fiona	NZL 19671008	WC5 NEW ZEALAND	-1 lap(s)
9	233	SCHUBLE	Jennifer	USA 19760708	WC5 USA	-1 lap(s)
10	210	LISNEY	Alexandra	AUS 19870702	WC4 AUSTRALIA	-1 lap(s)
11	217	HORAN	Katherine	NZL 19750609	WC4 NEW ZEALAND	-1 lap(s)
12	213	MOLNAR	Marie-Claude	CAN 19831002	WC4 CANADA	-1 lap(s)
13	229	BRACHTENDORF	Kerstin	GER 19720522	WC5 GERMANY	-1 lap(s)
14	216	NARCISI	Jenny	ITA 19880904	WC4 ITALY	-2 lap(s)
15	215	SAUL	Elizabeth	GBR 19890519	WC4 GREAT BRITAIN	-2 lap(s)
16	219	SEVASTYANOVA	Ksenia	RUS 19960722	WC4 RUSSIA	-2 lap(s)

Approved by
the College of Commissaires




Communique #102
Official Results
Men's C4-5 Scratch Race Qualification
19.03.2016 - Session 2
Race distance 10km - 40 laps

Rang	Dossard	NOM	Prenom	Pays
RANK	BIB	NAME		NAT

Heat 1
Time: 12:37.282
Speed: 47.538 km/h

1	132	CHAMAN	Lauro Cesar	BRA ¹⁹⁸⁷⁰⁶²⁵	MC5 BRAZIL	
2	131	GALLAGHER	Michael	AUS ¹⁹⁷⁸¹²¹⁴	MC5 AUSTRALIA	
3	134	LIU	Xinyang	CHN ¹⁹⁹¹⁰³²¹	MC5 CHINA	-1 lap(s)
4	108	DUENAS GOMEZ	Diego German	COL ¹⁹⁹⁰⁰⁵¹⁷	MC4 COLOMBIA	-1 lap(s)
5	117	PITTACOLO	Michele	ITA ¹⁹⁷⁰⁰⁹⁰⁵	MC4 ITALY	-1 lap(s)
6	105	BRIDGWOOD	Kyle	AUS ¹⁹⁸⁹⁰²²³	MC4 AUSTRALIA	-1 lap(s)
7	114	VAN GASS	Jaco	GBR ¹⁹⁸⁶⁰⁸²⁰	MC4 GREAT BRITAIN	-1 lap(s)
8	121	NOVAK	Carol-Eduard	ROU ¹⁹⁷⁶⁰⁷²⁸	MC4 ROMANIA	-1 lap(s)
9	124	PUDOV	Sergey	RUS ¹⁹⁸⁶¹⁰⁰⁹	MC4 RUSSIA	-1 lap(s)
10	146	MURPHY	Christopher	USA ¹⁹⁸⁴⁰⁹²⁰	MC5 USA	-1 lap(s)
11	109	BOUSKA	Jiri	CZE ¹⁹⁷⁹¹²³⁰	MC4 CZECH REPUBLIC	-1 lap(s)
12	144	WILSON	Dane	RSA ¹⁹⁸²⁰⁵¹⁵	MC5 SOUTH AFRICA	-2 lap(s)
13	116	GOLBARNEZHAD	Bahman	IRI ¹⁹⁶⁸⁰⁶⁰⁴	MC4 IRAN	-2 lap(s)
14	139	JARAMILLO GALLARDO	Pablo	ESP ¹⁹⁷⁷⁰⁴⁰⁹	MC5 SPAIN	-2 lap(s)

Communique #102
Official Results
Men's C4-5 Scratch Race Qualification

19.03.2016 - Session 2

Race distance 10km - 40 laps

Rang	Dossard	NOM	Prenom	Pays
RANK	BIB	NAME		NAT

Heat 2					Time: 12:26.750	
					Speed: 48.209 km/h	
1	130	DONOHOE	Alistair	AUS 19950303	MC5 AUSTRALIA	
2	145	DEMENTYEV	Yehor	UKR 19870312	MC5 UKRAINE	
3	125	METELKA	Jozef	SVK 19860908	MC4 SLOVAKIA	
4	143	TARLAO	Andrea	ITA 19840108	MC5 ITALY	-1 lap(s)
5	135	MATIZ RUIZ	Edwin Fabian	COL 19921106	MC5 COLOMBIA	-1 lap(s)
6	141	GILDEA	Jonathan	GBR 19780903	MC5 GREAT BRITAIN	-1 lap(s)
7	111	NEIRA PEREZ	Cesar	ESP 19791215	MC4 SPAIN	-1 lap(s)
8	133	GOHR	Soelito	BRA 19730914	MC5 BRAZIL	-1 lap(s)
9	115	SCHAFER	Thomas	GER 19801115	MC4 GERMANY	-1 lap(s)
10	110	JEZEK	Jiri	CZE 19741016	MC4 CZECH REPUBLIC	-1 lap(s)
11	106	WANG	Xian	CHN 19860117	MC4 CHINA	-1 lap(s)
12	127	WIDHALM	Justin	USA 19770821	MC4 USA	-1 lap(s)
13	122	TAMIRJAN	Robert	ROU 19980201	MC4 ROMANIA	-2 lap(s)
14	120	RAUBENHEIMER	Byron	NZL 19910305	MC4 NEW ZEALAND	-2 lap(s)

Approved by
the College of Commissaires


Communique #103
Official Start List
Men's C4-5 Scratch Race Final
18.03.2016 - Session 2
Race distance 15km - 60 laps

Dossard BIB	NOM Prenom NAME	Pays NAT	START POSITION
----------------	--------------------	-------------	-------------------

Final

105	BRIDGWOOD Kyle	AUS ⁹⁸⁹⁰²²³	MC4 AUSTRALIA	Railing
108	DUENAS GOMEZ Diego German	COL ¹⁹⁹⁰⁰⁵¹⁷	MC4 COLOMBIA	Railing
110	JEZEK Jiri	CZE ¹⁹⁷⁴¹⁰¹⁶	MC4 CZECH REPUBLIC	Railing
111	NEIRA PEREZ Cesar	ESP ¹⁹⁷⁹¹²¹⁵	MC4 SPAIN	Railing
114	VAN GASS Jaco	GBR ⁹⁸⁶⁰⁸²⁰	MC4 GREAT BRITAIN	Railing
115	SCHAFFER Thomas	GER ⁹⁸⁰¹¹¹⁵	MC4 GERMANY	Railing
117	PITTACOLO Michele	ITA ¹⁹⁷⁰⁰⁹⁰⁵	MC4 ITALY	Railing
121	NOVAK Carol-Eduard	ROU ⁹⁷⁶⁰⁷²⁸	MC4 ROMANIA	Railing
124	PUDOV Sergey	RUS ⁹⁸⁶¹⁰⁰⁹	MC4 RUSSIA	Railing
125	METELKA Jozef	SVK ⁹⁸⁶⁰⁹⁰⁸	MC4 SLOVAKIA	Railing
130	DONOHUE Alistair	AUS ⁹⁹⁵⁰³⁰³	MC5 AUSTRALIA	Railing
131	GALLAGHER Michael	AUS ⁹⁷⁸¹²¹⁴	MC5 AUSTRALIA	Railing
132	CHAMAN Lauro Cesar	BRA ⁹⁸⁷⁰⁶²⁵	MC5 BRAZIL	Railing
133	GOHR Soelito	BRA ⁹⁷³⁰⁹¹⁴	MC5 BRAZIL	Railing
134	LIU Xinyang	CHN ⁹⁹¹⁰³²¹	MC5 CHINA	Railing
135	MATIZ RUIZ Edwin Fabian	COL ¹⁹⁹²¹¹⁰⁶	MC5 COLOMBIA	Railing
141	GILDEA Jonathan	GBR ⁹⁷⁸⁰⁹⁰³	MC5 GREAT BRITAIN	Railing
143	TARLAO Andrea	ITA ¹⁹⁸⁴⁰¹⁰⁸	MC5 ITALY	Railing
145	DEMENTYEV Yehor	UKR ⁹⁸⁷⁰³¹²	MC5 UKRAINE	Railing
146	MURPHY Christopher	USA ⁹⁸⁴⁰⁹²⁰	MC5 USA	Railing

Approved by

the College of Commissaires

**DECISIONS OF THE PANEL OF COMMISSAIRES
DECISIONS DU COLLEGE DES COMMISSAIRES
DECISIONE DEL COLLEGIO DEI COMMISSARI**

**SATURDAY 19 MARCH 2016
SAMEDI 19 MARS 2016
SABATO 19 MARZO 2016**

INFRIGEMENT / SANCTION / SANZIONA

MEN'S C5 – PURSUIT (Qualifying)

B29 Track Penalties : For not being ready with extra wheels or other equipment at the start.

Fine : CHF 50

Team manager – BENCE Corne (RSA19640728)

Communique #105
Official Start List
Women's B Sprints Qualification

20.03.2016

WORLD RECORD: 11.112 - O'CONNOR Brandie (AUS)/HARGRAVE Breanna - Aguascalientes (MEX) 13.04.2014

Heat 1
168 RUSSIAN FEDERATION

168	SOLOMATINA Maria	RUS19930312	RUSSIA WB
168	KOSHELEVA Svetlana	RUS19820622	RUSSIA PIL

Heat 2
167 POLAND

167	DUZIKOWSKA Anna	POL19930920	POLAND WB
167	MORYTKO Natalia	POL19930410	POLAND PIL

Heat 3
161 GREECE

161	KANTZA Paraskevi	GRE19760808	GREECE WB
161	VOUTZALI Vasiliki	GRE19831008	GREECE PIL

Heat 4
156 BELGIUM

156	DE COSTER Anita	BEL19620927	BELGIUM WB
156	COMMISSARIS Caren	BEL19940422	BELGIUM PIL

Heat 5
155 AUSTRALIA

155	GALLAGHER Jessica	AUS19860314	AUSTRALIA WB
155	JANSSEN Madison	AUS19941113	AUSTRALIA PIL

Heat 6
162 IRELAND

162	DUNLEVY Katie-George	IRL19811126	IRELAND WB
162	MCCRISTAL Eve	IRL19780728	IRELAND PIL

Top 8 teams qualify for the Quarter-Finals



Communique #105

Official Start List

Women's B Sprints Qualification

20.03.2016

WORLD RECORD: 11.112 - O'CONNOR Brandie (AUS)/HARGRAVE Breanna - Aguascalientes (MEX) 13.04.2014

Heat 7

160 GREECE

160	CHALKIADAKI Adamantia	GRE19861001	GREECE WB
160	MILAKI Argyro	GRE19920703	GREECE PIL

Heat 8

163 JAPAN

163	KANUMA Yurie	JPN 19810520	JAPAN WB
163	TANAKA Mai	JPN 19891225	JAPAN PIL

Heat 9

164 NETHERLANDS

164	KLAASSEN Larissa	NED19940507	NETHERLANDS WB
164	DOLMAN Haliegh	NED19950613	NETHERLANDS PIL

Heat 10

158 GREAT BRITAIN

158	THORNHILL Sophie	GBR19960209	GREAT BRITAIN WB
158	SCOTT Helen	GBR19900725	GREAT BRITAIN PIL

Approved by
the College of Commissaires

Top 8 teams qualify for the Quarter-Finals



Communique #106A

Official Start List

Men's B Sprints Qualification

20.03.2016

WORLD RECORD: 9.711 - FACHIE Neil/ MITCHELL Peter (GBR)- Aguascalientes (MEX) 13.04.2014

Heat 1

26 POLAND

26	POLAK Marcin	POL 19821125	POLAND MB
26	LADOSZ Michal	POL 19840209	POLAND PIL

Heat 2

28 USA

28	TRIPLETT Chester	USA 19790425	USA MB
28	KNOTT Kyle	USA 19860725	USA PIL

Heat 3

20 KOREA

20	KIM Jonggiu	KOR19840417	KOREA MB
20	SONG Jonghoon	KOR19920810	KOREA PIL

Heat 4

16 HUNGARY

16	BUTU Arnold Csaba	HUN19690220	HUNGARY MB
16	GARAMSZEGI Laszlo	HUN19780122	HUNGARY PIL

Heat 5

5 AUSTRIA

5	BITZINGER Patrick	AUT 19950104	AUSTRIA MB
5	TENOR Wolfgang	AUT 19700601	AUSTRIA PIL

Heat 6

4 AUSTRALIA

4	MODRA Kieran	AUS 19720327	AUSTRALIA MB
4	EDWARDS David	AUS 19930421	AUSTRALIA PIL

Top 8 teams qualify for the Quarter-Finals

Communique #106A
Official Start List
Men's B Sprints Qualification

20.03.2016

WORLD RECORD: 9.711 - FACHIE Neil/ MITCHELL Peter (GBR)- Aguascalientes (MEX) 13.04.2014

Heat 7
11 GREAT BRITAIN

11	BALL James	GBR19910624	GREAT BRITAIN MB
11	MACLEAN Craig	GBR19710731	GREAT BRITAIN PIL

Heat 8
21 MALAYSIA

21	AHMAD BAJURI Aiman Asyraff	MAS19950113	MALAYSIA MB
21	MOHAMAD HAFIZ Muhamed Sufian	MAS19860712	MALAYSIA PIL

Heat 9
1 ARGENTINA

1	VILLALBA Raul	ARG19781020	ARGENTINA MB
1	ROMERO Ezequiel	ARG19770224	ARGENTINA PIL

Heat 10
22 MALAYSIA

22	RIZAN Muhammad Afiq A	MAS19960322	MALAYSIA MB
22	MOHD FAIZAL Mohamed Noh	MAS19840905	MALAYSIA PIL

Heat 11
17 IRELAND

17	RYAN Peter	IRL 19900429	IRELAND MB
17	HAHESSY Sean	IRL 19950603	IRELAND PIL

Heat 12
27 RUSSIAN FEDERATION

27	TIUTIN Leonid	RUS19871208	RUSSIA MB
27	SPIRIN Artur	RUS19841121	RUSSIA PIL

Top 8 teams qualify for the Quarter-Finals

Communique #106A

Official Start List

Men's B Sprints Qualification

20.03.2016

WORLD RECORD: 9.711 - FACHIE Neil/ MITCHELL Peter (GBR)- Aguascalientes (MEX) 13.04.2014

Heat 13

15 GREECE

15	BARAKAS Athanasios	GRE19711022	GREECE MB
15	TROULINOS Konstantinos	GRE19810704	GREECE PIL

Heat 14

8 SPAIN

8	AVILA RODRIGUEZ Ignacio	ESP 19790119	SPAIN MB
8	FONT BERTOLI Joan	ESP 19850831	SPAIN PIL

Heat 15

24 NETHERLANDS

24	DE VRIES Stephen	NED19951117	NETHERLANDS MB
24	BOS Patrick	NED19870820	NETHERLANDS PIL

Heat 16

3 AUSTRALIA

3	KENNEDY Paul	AUS 19780310	AUSTRALIA MB
3	YALLOURIS Nicholas	AUS 19940224	AUSTRALIA PIL

Heat 17

23 NETHERLANDS

23	BANGMA Tristan	NED19971006	NETHERLANDS MB
23	MULDER Teun	NED19810618	NETHERLANDS PIL

Heat 18

10 SPAIN

10	PORTO LAREO Jose Enrique	ESP 19771021	SPAIN MB
10	ESCUREDO RAIMONDEZ Jose Antonio	ESP 19700119	SPAIN PIL

Top 8 teams qualify for the Quarter-Finals

Communique #106A

Official Start List

Men's B Sprints Qualification

20.03.2016

WORLD RECORD: 9.711 - FACHIE Neil/ MITCHELL Peter (GBR)- Aguascalientes (MEX) 13.04.2014

Heat 19

13 GREAT BRITAIN

13	FACHIE Neil	GBR19840312	GREAT BRITAIN MB
13	MITCHELL Peter	GBR19900112	GREAT BRITAIN PIL

Approved by
the College of Commissaires

Top 8 teams qualify for the Quarter-Finals



Communique #107

Official Start List

Mixed Team Sprint Qualification

20.03.2016

WORLD RECORD: 49.268 - SPAIN - AGUASCALIENTES (MEX) 13.04.2014

Heat 1

201 NEW ZEALAND

230	SOUTHORN Fiona	NZL 19671008	NEW ZEALAND WC5
217	HORAN Katherine	NZL 19750609	NEW ZEALAND WC4
120	RAUBENHEIMER Byron	NZL 19910305	NEW ZEALAND MC4

Heat 2

202 JAPAN

91	AIZONO Kentaro	JPN 19950227	JAPAN MC2
119	ISHII Masashi	JPN 19721223	JAPAN MC4
92	FUJITA Masaki	JPN 19850117	JAPAN MC3

Heat 3

203 CHINA F

186	SONG Zhenling	CHN19801029	CHINA WC2
214	RUAN Jianping	CHN19841219	CHINA WC4
226	ZHOU Jufang	CHN19851219	CHINA WC5

Heat 4

204 SOUTH AFRICA

203	BURNS Roxanne	RSA 19881021	SOUTH AFRICA WC3
94	ODENDAAL Juan	RSA 19960616	SOUTH AFRICA MC3
144	WILSON Dane	RSA 19820515	SOUTH AFRICA MC5

Heat 5

205 ROMANIA

70	MOESCU Eduard Mihaita	ROU19851116	ROMANIA MC2
71	OLAH Attila	ROU19890516	ROMANIA MC2
122	TAMIRJAN Robert	ROU19980201	ROMANIA MC4

Fastest 2 teams will race for gold, and 3rd and 4th teams will race for bronze.

Communique #107
Official Start List
Mixed Team Sprint Qualification
20.03.2016
WORLD RECORD: 49.268 - SPAIN - AGUASCALIENTES (MEX) 13.04.2014
Heat 6
206 GERMANY

229	BRACHTENDORF Kerstin	GER19720522	GERMANY WC5
87	SCHINDLER Matthias	GER19820328	GERMANY MC3
115	SCHAFFER Thomas	GER19801115	GERMANY MC4

Heat 7
207 USA F

220	FISHER Megan	USA 19830301	USA WC4
221	MORELLI Shawn	USA 19760329	USA WC4
232	BOSCO Samantha	USA 19870218	USA WC5

Heat 8
208 ITALY

44	MASINI Giancarlo	ITA 19700110	ITALY MC1
117	PITTACOLO Michele	ITA 19700905	ITALY MC4
143	TARLAO Andrea	ITA 19840108	ITALY MC5

Heat 9
209 AUSTRALIA

212	POWELL Susan	AUS 19670530	AUSTRALIA WC4
80	NICHOLAS David	AUS 19911201	AUSTRALIA MC3
130	DONOHUE Alistair	AUS 19950303	AUSTRALIA MC5

Heat 10
210 CZECH REPUBLIC

62	KOBLASA Ivo	CZE 19930710	CZECH REPUBLIC MC2
137	KAJNAR Tomas	CZE 19780127	CZECH REPUBLIC MC5
109	BOUSKA Jiri	CZE 19791230	CZECH REPUBLIC MC4

Fastest 2 teams will race for gold, and 3rd and 4th teams will race for bronze.

Communique #107
Official Start List
Mixed Team Sprint Qualification

20.03.2016

WORLD RECORD: 49.268 - SPAIN - AGUASCALIENTES (MEX) 13.04.2014

Heat 11
211 COLOMBIA

83	MUNOZ MARIN Esneider	COL 19880909	COLOMBIA MC3
84	SANCHEZ Carmelo	COL 19770524	COLOMBIA MC3
135	MATIZ RUIZ Edwin Fabian	COL 19921106	COLOMBIA MC5

Heat 12
212 GREAT BRITAIN

65	ROLFE Louis	GBR 19970721	GREAT BRITAIN MC2
140	BUTTERWORTH Jon-Allan	GBR 19860206	GREAT BRITAIN MC5
113	CUNDY Jody	GBR 19781014	GREAT BRITAIN MC4

Heat 13
213 USA

233	SCHUBLE Jennifer	USA 19760708	USA WC5
98	BERENYI Joseph	USA 19681112	USA MC3
146	MURPHY Christopher	USA 19840920	USA MC5

Heat 14
214 RUSSIAN FEDERATION

123	NAGNIBEDOV Nikita	RUS 19891003	RUSSIA MC4
95	BATUKOV Sergey	RUS 19880719	RUSSIA MC3
97	USTINOV Sergey	RUS 19820701	RUSSIA MC3

Heat 15
215 SPAIN

85	GRANADOS ALKORTA Amador	ESP 19670515	SPAIN MC3
86	SANTAS ASENSIO Eduardo	ESP 19890804	SPAIN MC3
138	CABELLO LLAMAS Alfonso	ESP 19930919	SPAIN MC5

Fastest 2 teams will race for gold, and 3rd and 4th teams will race for bronze.

Communique #107

Official Start List

Mixed Team Sprint Qualification

20.03.2016

WORLD RECORD: 49.268 - SPAIN - AGUASCALIENTES (MEX) 13.04.2014

Heat 16

216 CHINA

58	XIE Hao	CHN19890821	CHINA MC2
107	WEI Guoping	CHN19900114	CHINA MC4
134	LIU Xinyang	CHN19910321	CHINA MC5

Approved by
the College of Commissaires

Fastest 2 teams will race for gold, and 3rd and 4th teams will race for bronze.

Communique #108
Official Results
Women's B Sprints Qualification
20.03.2016
WORLD RECORD: 11.112 - O'CONNOR Brandie (AUS)/HARGRAVE Breanna - Aguascalientes (MEX) 13.04.2014

Rang	Dossard	NOM	Prenom	Pays	100m	Time	Km/H
RANK	BIB	NAME		NAT			
1	155	AUSTRALIA			5.474(1)	11.045	65.188
	155	GALLAGHER Jessica		AUS 19860314	WB		
					AUSTRALIA		
	155	JANSSEN Madison		AUS 19941113	PIL		
					AUSTRALIA		
2	158	GREAT BRITAIN			5.521(2)	11.146	64.597
	158	THORNHILL Sophie		GBR 19960209	WB		
					GREAT BRITAIN		
	158	SCOTT Helen		GBR 19900725	PIL		
					GREAT BRITAIN		
3	164	NETHERLANDS			5.619(3)	11.364	63.358
	164	KLAASSEN Larissa		NED 19940507	WB		
					NETHERLANDS		
	164	DOLMAN Haliëgh		NED 19950613	PIL		
					NETHERLANDS		
4	163	JAPAN			5.788(4)	11.702	61.528
	163	KANUMA Yurie		JPN 19810520	WB		
					JAPAN		
	163	TANAKA Mai		JPN 19891225	PIL		
					JAPAN		
5	160	GREECE			5.815(5)	11.796	61.038
	160	CHALKIADAKI Adamantia		GRE 19861001	WB		
					GREECE		
	160	MILAKI Argyro		GRE 19920703	PIL		
					GREECE		
6	162	IRELAND			6.087(6)	12.279	58.637
	162	DUNLEVY Katie-George		IRL 19811126	WB		
					IRELAND		
	162	MCCRISTAL Eve		IRL 19780728	PIL		
					IRELAND		

NEW WORLD RECORD : GALLAGHER/JANSSEN (AUS) 11.045
Top 8 teams qualify for the Quarter-Finals


Communique #108

Official Results

Women's B Sprints Qualification

20.03.2016

WORLD RECORD: 11.112 - O'CONNOR Brandie (AUS)/HARGRAVE Breanna - Aguascalientes (MEX) 13.04.2014

Rang	Dossard	NOM	Prenom	Pays	100m	Time	Km/H
RANK	BIB	NAME		NAT			
7	168	RUSSIAN FEDERATION			6.330(7)	12.752	56.462
	168	SOLOMATINA Maria		RUS 19930312	WB		
					RUSSIA		
	168	KOSHELEVA Svetlana		RUS 19820622	PIL		
					RUSSIA		
8	167	POLAND			6.366(8)	12.841	56.070
	167	DUZIKOWSKA Anna		POL 19930920	WB		
					POLAND		
	167	MORYTKO Natalia		POL 19930410	PIL		
					POLAND		
9	156	BELGIUM			6.668(9)	13.463	53.480
	156	DE COSTER Anita		BEL 19620927	WB		
					BELGIUM		
	156	COMMISSARIS Caren		BEL 19940422	PIL		
					BELGIUM		
10	161	GREECE			6.998(10)	14.008	51.399
	161	KANTZA Paraskevi		GRE 19760808	WB		
					GREECE		
	161	VOUTZALI Vasiliki		GRE 19831008	PIL		
					GREECE		

Approved by
the College of Commissaires

NEW WORLD RECORD : GALLAGHER/JANSSEN (AUS) 11.045
Top 8 teams qualify for the Quarter-Finals





Communique #109

Official Start List Quarts de Finale / Quarterfinal, Heats 1-4

Women's Sprints

20.03.2016

Race Distance : 6 laps

Serie HEAT	Dossard BIB	Nom NAME	Pays NAT	Ville HOMETOWN	Equipe TEAM
Quarterfinal Heat 1	155	AUSTRALIA			
		GALLAGHER Jessica	AUS	WB	AUSTRALIA
	JANSSEN Madison	AUS	PIL	AUSTRALIA	
	Quarterfinal Heat 2	167	POLAND		
DUZIKOWSKA Anna			POL	WB	POLAND
MORYTKO Natalia		POL	PIL	POLAND	
Quarterfinal Heat 3		158	GREAT BRITAIN		
	THORNHILL Sophie		GBR	WB	GREAT BRITAIN
	SCOTT Helen	GBR	PIL	GREAT BRITAIN	
	Quarterfinal Heat 4	168	RUSSIAN FEDERATION		
SOLOMATINA Maria			RUS	WB	RUSSIA
KOSHELEVA Svetlana		RUS	PIL	RUSSIA	
Quarterfinal Heat 3		164	NETHERLANDS		
	KLAASSEN Larissa		NED	WB	NETHERLANDS
	DOLMAN Haliagh	NED	PIL	NETHERLANDS	
	Quarterfinal Heat 4	162	IRELAND		
DUNLEVY Katie-George			IRL	WB	IRELAND
MCCRISTAL Eve		IRL	PIL	IRELAND	
Quarterfinal Heat 4		163	JAPAN		
	KANUMA Yurie		JPN	WB	JAPAN
	TANAKA Mai	JPN	PIL	JAPAN	
	160	GREECE			
CHALKIADAKI Adamantia		GRE	WB	GREECE	
MILAKI Argyro	GRE	PIL	GREECE		

Approved by
the College of Commissaires

Qualification rules : Best 2 of 3, Winner of each heat will advance to 1/2 Finals, others goes to 5-6th, 7th-8th final



Communique #110

Official Results

Men's B Sprints Qualification

20.03.2016

WORLD RECORD: 9.711 - FACHIE Neil/ MITCHELL Peter (GBR)- Aguascalientes (MEX) 13.04.2014

Rang	Dossard	NOM Prenom	Pays	100m	Time	Km/H
RANK	BIB	NAME	NAT			
1	13	GREAT BRITAIN		4.954(1)	9.979	72.152
	13	FACHIE Neil	GBR 19840312	MB	GREAT BRITAIN	
	13	MITCHELL Peter	GBR 19900112	PIL	GREAT BRITAIN	
2	23	NETHERLANDS		5.028(2)	10.179	70.734
	23	BANGMA Tristan	NED 19971006	MB	NETHERLANDS	
	23	MULDER Teun	NED 19810618	PIL	NETHERLANDS	
3	10	SPAIN		5.112(4)	10.253	70.223
	10	PORTO LAREO Jose Enrique	ESP 19771021	MB	SPAIN	
	10	ESCUREDO RAIMONDEZ Jose Antonio	ESP 19700119	PIL	SPAIN	
4	11	GREAT BRITAIN		5.105(3)	10.295	69.937
	11	BALL James	GBR 19910624	MB	GREAT BRITAIN	
	11	MACLEAN Craig	GBR 19710731	PIL	GREAT BRITAIN	
5	24	NETHERLANDS		5.156(5)	10.406	69.191
	24	DE VRIES Stephen	NED 19951117	MB	NETHERLANDS	
	24	BOS Patrick	NED 19870820	PIL	NETHERLANDS	
6	27	RUSSIAN FEDERATION		5.258(7)	10.653	67.587
	27	TIUTIN Leonid	RUS 19871208	MB	RUSSIA	
	27	SPIRIN Artur	RUS 19841121	PIL	RUSSIA	

Top 8 teams qualify for the Quarter-Finals




Communique #110
Official Results
Men's B Sprints Qualification
20.03.2016
WORLD RECORD: 9.711 - FACHIE Neil/ MITCHELL Peter (GBR)- Aguascalientes (MEX) 13.04.2014

Rang	Dossard	NOM	Prenom	Pays	100m	Time	Km/H
RANK	BIB	NAME		NAT			
7	3	AUSTRALIA			5.241(6)	10.662	67.530
	3	KENNEDY Paul		AUS 19780310	MB		
					AUSTRALIA		
	3	YALLOURIS Nicholas		AUS 19940224	PIL		
					AUSTRALIA		
8	4	AUSTRALIA			5.318(8)	10.681	67.409
	4	MODRA Kieran		AUS 19720327	MB		
					AUSTRALIA		
	4	EDWARDS David		AUS 19930421	PIL		
					AUSTRALIA		
9	8	SPAIN			5.321(9)	10.693	67.334
	8	AVILA RODRIGUEZ Ignacio		ESP 19790119	MB		
					SPAIN		
	8	FONT BERTOLI Joan		ESP 19850831	PIL		
					SPAIN		
10	22	MALAYSIA			5.371(10)	10.749	66.983
	22	RIZAN Muhammad Afiq A		MAS 19960322	MB		
					MALAYSIA		
	22	MOHD FAIZAL Mohamed Noh		MAS 19840905	PIL		
					MALAYSIA		
11	26	POLAND			5.479(12)	10.949	65.759
	26	POLAK Marcin		POL 19821125	MB		
					POLAND		
	26	LADOSZ Michal		POL 19840209	PIL		
					POLAND		
12	15	GREECE			5.475(11)	11.038	65.229
	15	BARAKAS Athanasios		GRE 19711022	MB		
					GREECE		
	15	TROULINOS Konstantinos		GRE 19810704	PIL		
					GREECE		

Top 8 teams qualify for the Quarter-Finals



Communique #110
Official Results
Men's B Sprints Qualification
20.03.2016
WORLD RECORD: 9.711 - FACHIE Neil/ MITCHELL Peter (GBR)- Aguascalientes (MEX) 13.04.2014

Rang	Dossard	NOM	Prenom	Pays	100m	Time	Km/H
RANK	BIB	NAME		NAT			
13	28	USA			5.579(13)	11.216	64.194
	28	TRIPLETT Chester		USA 19790425	MB USA		
	28	KNOTT Kyle		USA 19860725	PIL USA		
14	1	ARGENTINA			5.612(14)	11.309	63.666
	1	VILLALBA Raul		ARG 19781020	MB ARGENTINA		
	1	ROMERO Ezequiel		ARG 19770224	PIL ARGENTINA		
15	20	KOREA			5.669(15)	11.449	62.888
	20	KIM Jonggiu		KOR 19840417	MB KOREA		
	20	SONG Jonghoon		KOR 19920810	PIL KOREA		
16	17	IRELAND			5.729(17)	11.499	62.614
	17	RYAN Peter		IRL 19900429	MB IRELAND		
	17	HAHESSY Sean		IRL 19950603	PIL IRELAND		
17	21	MALAYSIA			5.685(16)	11.503	62.592
	21	AHMAD BAJURI Aiman Asyraff		MAS 19950113	MB MALAYSIA		
	21	MOHAMAD HAFIZ Muhamed Sufian		MAS 19860712	PIL MALAYSIA		
18	16	HUNGARY			5.918(18)	11.916	60.423
	16	BUTU Arnold Csaba		HUN 19690220	MB HUNGARY		
	16	GARAMSZEGI Laszlo		HUN 19780122	PIL HUNGARY		

Top 8 teams qualify for the Quarter-Finals


Communique #110

Official Results

Men's B Sprints Qualification

20.03.2016

WORLD RECORD: 9.711 - FACHIE Neil/ MITCHELL Peter (GBR)- Aguascalientes (MEX) 13.04.2014

Rang	Dossard	NOM	Prenom	Pays	100m	Time	Km/H
RANK	BIB	NAME		NAT			
19	5	AUSTRIA			6.154(19)	12.194	59.045
	5	BITZINGER Patrick		AUT 19950104		MB	AUSTRIA
	5	TENOR Wolfgang		AUT 19700601		PIL	AUSTRIA

Approved by
the College of Commissaires

Top 8 teams qualify for the Quarter-Finals





Communique #111

Official Start List Quarts de Finale / Quarterfinal, Heats 1-4

Men's Sprints

20.03.2016

Race distance : 6 laps

Serie HEAT	Dossard BIB	Nom NAME	Pays NAT	Ville HOMETOWN	Equipe TEAM
Quarterfinal Heat 1	13	GREAT BRITAIN			
		FACHIE Neil	GBR MB		GREAT BRITAIN
	MITCHELL Peter	GBR PIL		GREAT BRITAIN	
	4	AUSTRALIA			
MODRA Kieran		AUS MB		AUSTRALIA	
EDWARDS David	AUS PIL		AUSTRALIA		
Quarterfinal Heat 2	23	NETHERLANDS			
		BANGMA Tristan	NED MB		NETHERLANDS
	MULDER Teun	NED PIL		NETHERLANDS	
	3	AUSTRALIA			
KENNEDY Paul		AUS MB		AUSTRALIA	
YALLOURIS Nicholas	AUS PIL		AUSTRALIA		
Quarterfinal Heat 3	10	SPAIN			
		PORTO LAREO Jose Enrique	ESP MB		SPAIN
	ESCUREDO RAIMONDEZ Jose A	ESP PIL		SPAIN	
	27	RUSSIAN FEDERATION			
TIUTIN Leonid		RUS MB		RUSSIA	
SPIRIN Artur	RUS PIL		RUSSIA		
Quarterfinal Heat 4	11	GREAT BRITAIN			
		BALL James	GBR MB		GREAT BRITAIN
	MACLEAN Craig	GBR PIL		GREAT BRITAIN	
	24	NETHERLANDS			
DE VRIES Stephen		NED MB		NETHERLANDS	
BOS Patrick	NED PIL		NETHERLANDS		

Approved by
the College of Commissaires

Qualification rules : Best 2 of 3, Winner of each heat will advance to 1/2 Finals, others goes to 5-6th, 7th-8th final





Mixed Team Sprint Qualification

20.03.2016

WORLD RECORD: 49.268 - SPAIN - AGUASCALIENTES (MEX) 13.04.2014

Audit Trail for 201/NEW ZEALAND

Laps To Go	Stage	Time	Section	Diff +/-
2.5	int	16.147	16.147	+3.695
2.0	lap 1	25.902	9.755	+5.586
1.5	int	34.882	8.980	+7.027
1.0	lap 2	43.338	8.456	+8.151
0.5	int	51.459	8.121	+8.782
0.0	FINISH	59.409	7.950	+9.221

Fastest 2 teams will race for gold, and 3rd and 4th teams will race for bronze.





Mixed Team Sprint Qualification

20.03.2016


WORLD RECORD: 49.268 - SPAIN - AGUASCALIENTES (MEX) 13.04.2014

Audit Trail for 202/JAPAN

Laps To Go	Stage	Time	Section	Diff +/-
2.5	int	13.111	13.111	+0.659
2.0	lap 1	21.687	8.576	+1.371
1.5	int	29.514	7.827	+1.659
1.0	lap 2	37.058	7.544	+1.871
0.5	int	45.447	8.389	+2.770
0.0	FINISH	54.165	8.718	+3.977

Fastest 2 teams will race for gold, and 3rd and 4th teams will race for bronze.





Mixed Team Sprint Qualification

20.03.2016

WORLD RECORD: 49.268 - SPAIN - AGUASCALIENTES (MEX) 13.04.2014

Audit Trail for 203/CHINA F

Laps To Go	Stage	Time	Section	Diff +/-
2.5	int	15.781	15.781	+3.329
2.0	lap 1	25.236	9.455	+4.920
1.5	int	33.879	8.643	+6.024
1.0	lap 2	41.800	7.921	+6.613
0.5	int	49.620	7.820	+6.943
0.0	FINISH	57.438	7.818	+7.250

Fastest 2 teams will race for gold, and 3rd and 4th teams will race for bronze.





Mixed Team Sprint Qualification

20.03.2016

WORLD RECORD: 49.268 - SPAIN - AGUASCALIENTES (MEX) 13.04.2014

Audit Trail for **204/SOUTH AFRICA**

Laps To Go	Stage	Time	Section	Diff +/-
2.5	int	15.728	15.728	+3.276
2.0	lap 1	25.394	9.666	+5.078
1.5	int	34.726	9.332	+6.871
1.0	lap 2	43.605	8.879	+8.418
0.5	int	51.760	8.155	+9.083
0.0	FINISH	59.642	7.882	+9.454

Fastest 2 teams will race for gold, and 3rd and 4th teams will race for bronze.





Mixed Team Sprint Qualification

20.03.2016

WORLD RECORD: 49.268 - SPAIN - AGUASCALIENTES (MEX) 13.04.2014

Audit Trail for 205/ROMANIA

Laps To Go	Stage	Time	Section	Diff +/-
2.5	int	18.726	18.726	+6.274
2.0	lap 1	29.768	11.042	+9.452
1.5	int	39.863	10.095	+12.008
1.0	lap 2	49.522	9.659	+14.335
0.5	int	58.764	9.242	+16.087
0.0	FINISH	1:07.520	8.756	+17.332

Fastest 2 teams will race for gold, and 3rd and 4th teams will race for bronze.





Mixed Team Sprint Qualification

20.03.2016

WORLD RECORD: 49.268 - SPAIN - AGUASCALIENTES (MEX) 13.04.2014

Audit Trail for 206/GERMANY

Laps To Go	Stage	Time	Section	Diff +/-
2.5	int	14.046	14.046	+1.594
2.0	lap 1	23.220	9.174	+2.904
1.5	int	31.766	8.546	+3.911
1.0	lap 2	39.983	8.217	+4.796
0.5	int	48.065	8.082	+5.388
0.0	FINISH	55.989	7.924	+5.801

Fastest 2 teams will race for gold, and 3rd and 4th teams will race for bronze.





Mixed Team Sprint Qualification

20.03.2016

WORLD RECORD: 49.268 - SPAIN - AGUASCALIENTES (MEX) 13.04.2014

Audit Trail for 207/USA F

Laps To Go	Stage	Time	Section	Diff +/-
2.5	int	13.914	13.914	+1.462
2.0	lap 1	22.845	8.931	+2.529
1.5	int	31.805	8.960	+3.950
1.0	lap 2	41.181	9.376	+5.994
0.5	int	50.401	9.220	+7.724
0.0	FINISH	59.684	9.283	+9.496

Fastest 2 teams will race for gold, and 3rd and 4th teams will race for bronze.





Mixed Team Sprint Qualification

20.03.2016

WORLD RECORD: 49.268 - SPAIN - AGUASCALIENTES (MEX) 13.04.2014

Audit Trail for 208/ITALY

Laps To Go	Stage	Time	Section	Diff +/-
2.5	int	16.864	16.864	+4.412
2.0	lap 1	28.043	11.179	+7.727
1.5	int	37.386	9.343	+9.531
1.0	lap 2	45.267	7.881	+10.080
0.5	int	52.919	7.652	+10.242
0.0	FINISH	1:00.623	7.704	+10.435

Fastest 2 teams will race for gold, and 3rd and 4th teams will race for bronze.





Mixed Team Sprint Qualification

20.03.2016

WORLD RECORD: 49.268 - SPAIN - AGUASCALIENTES (MEX) 13.04.2014

Audit Trail for **209/AUSTRALIA**

Laps To Go	Stage	Time	Section	Diff +/-
2.5	int	13.999	13.999	+1.547
2.0	lap 1	22.856	8.857	+2.540
1.5	int	31.297	8.441	+3.442
1.0	lap 2	39.443	8.146	+4.256
0.5	int	47.041	7.598	+4.364
0.0	FINISH	54.367	7.326	+4.179

Fastest 2 teams will race for gold, and 3rd and 4th teams will race for bronze.





Mixed Team Sprint Qualification

20.03.2016

WORLD RECORD: 49.268 - SPAIN - AGUASCALIENTES (MEX) 13.04.2014

Audit Trail for 210/CZECH REPUBLIC

Laps To Go	Stage	Time	Section	Diff +/-
2.5	int	14.910	14.910	+2.458
2.0	lap 1	23.560	8.650	+3.244
1.5	int	31.498	7.938	+3.643
1.0	lap 2	38.981	7.483	+3.794
0.5	int	46.645	7.664	+3.968
0.0	FINISH	54.483	7.838	+4.295

Fastest 2 teams will race for gold, and 3rd and 4th teams will race for bronze.





Mixed Team Sprint Qualification

20.03.2016

WORLD RECORD: 49.268 - SPAIN - AGUASCALIENTES (MEX) 13.04.2014

Audit Trail for **211/COLOMBIA**

Laps To Go	Stage	Time	Section	Diff +/-
2.5	int	13.585	13.585	+1.133
2.0	lap 1	22.187	8.602	+1.871
1.5	int	30.527	8.340	+2.672
1.0	lap 2	38.655	8.128	+3.468
0.5	int	46.263	7.608	+3.586
0.0	FINISH	53.422	7.159	+3.234

Fastest 2 teams will race for gold, and 3rd and 4th teams will race for bronze.





Mixed Team Sprint Qualification

20.03.2016

WORLD RECORD: 49.268 - SPAIN - AGUASCALIENTES (MEX) 13.04.2014

Audit Trail for 212/GREAT BRITAIN

Laps To Go	Stage	Time	Section	Diff +/-
2.5	int	13.482	13.482	+1.030
2.0	lap 1	22.254	8.772	+1.938
1.5	int	29.709	7.455	+1.854
1.0	lap 2	36.530	6.821	+1.343
0.5	int	43.328	6.798	+0.651
0.0	FINISH	50.188	6.860	+0.000

Fastest 2 teams will race for gold, and 3rd and 4th teams will race for bronze.





Mixed Team Sprint Qualification

20.03.2016

WORLD RECORD: 49.268 - SPAIN - AGUASCALIENTES (MEX) 13.04.2014

Audit Trail for 213/USA

Laps To Go	Stage	Time	Section	Diff +/-
2.5	int	13.578	13.578	+1.126
2.0	lap 1	22.052	8.474	+1.736
1.5	int	29.972	7.920	+2.117
1.0	lap 2	37.472	7.500	+2.285
0.5	int	44.841	7.369	+2.164
0.0	FINISH	52.055	7.214	+1.867

Fastest 2 teams will race for gold, and 3rd and 4th teams will race for bronze.





Mixed Team Sprint Qualification

20.03.2016

WORLD RECORD: 49.268 - SPAIN - AGUASCALIENTES (MEX) 13.04.2014

Audit Trail for 214/RUSSIAN FEDERATION

Laps To Go	Stage	Time	Section	Diff +/-
2.5	int	12.501	12.501	+0.049
2.0	lap 1	20.316	7.815	+0.000
1.5	int	28.391	8.075	+0.536
1.0	lap 2	36.251	7.860	+1.064
0.5	int	44.233	7.982	+1.556
0.0	FINISH	52.495	8.262	+2.307

Fastest 2 teams will race for gold, and 3rd and 4th teams will race for bronze.





Mixed Team Sprint Qualification

20.03.2016

WORLD RECORD: 49.268 - SPAIN - AGUASCALIENTES (MEX) 13.04.2014

Audit Trail for 215/SPAIN

Laps To Go	Stage	Time	Section	Diff +/-
2.5	int	13.121	13.121	+0.669
2.0	lap 1	21.267	8.146	+0.951
1.5	int	29.051	7.784	+1.196
1.0	lap 2	36.690	7.639	+1.503
0.5	int	44.213	7.523	+1.536
0.0	FINISH	51.608	7.395	+1.420

Fastest 2 teams will race for gold, and 3rd and 4th teams will race for bronze.





Mixed Team Sprint Qualification

20.03.2016

WORLD RECORD: 49.268 - SPAIN - AGUASCALIENTES (MEX) 13.04.2014

Audit Trail for 216/CHINA

Laps To Go	Stage	Time	Section	Diff +/-
2.5	int	12.452	12.452	+0.000
2.0	lap 1	20.388	7.936	+0.072
1.5	int	27.855	7.467	+0.000
1.0	lap 2	35.187	7.332	+0.000
0.5	int	42.677	7.490	+0.000
0.0	FINISH	50.286	7.609	+0.098

Approved by
the College of Commissaires



Fastest 2 teams will race for gold, and 3rd and 4th teams will race for bronze.




Communique #112
Official Results
Mixed Team Sprint Qualification
20.03.2016
WORLD RECORD: 49.268 - SPAIN - AGUASCALIENTES (MEX) 13.04.2014

Rang	Dossard	NOM	Prenom	Pays	Lap 1	Lap 2	Time	Km/H
RANK	BIB	NAME		NAT	<i>Section Times</i>			
1	212	GREAT BRITAIN			22.254(7)	36.530(3)	50.188	53.798
						14.276(1)	13.658(1)	
	65	ROLFE	Louis	GBR 19970721	MC2	GREAT BRITAIN		
	140	BUTTERWORTH	Jon-Allan	GBR 19860206	MC5	GREAT BRITAIN		
	113	CUNDY	Jody	GBR 19781014	MC4	GREAT BRITAIN		
2	216	CHINA			20.388(2)	35.187(1)	50.286	53.693
						14.799(2)	15.099(6)	
	58	XIE	Hao	CHN 19890821	MC2	CHINA		
	107	WEI	Guoping	CHN 19900114	MC4	CHINA		
	134	LIU	Xinyang	CHN 19910321	MC5	CHINA		
3	215	SPAIN			21.267(3)	36.690(4)	51.608	52.317
						15.423(6)	14.918(4)	
	85	GRANADOS	ALKORTA Amador	ESP 19670515	MC3	SPAIN		
	86	SANTAS	ASENSIO Eduardo	ESP 19890804	MC3	SPAIN		
	138	CABELLO	LLAMAS Alfonso	ESP 19930919	MC5	SPAIN		
4	213	USA			22.052(5)	37.472(6)	52.055	51.868
						15.420(4)	14.583(2)	
	233	SCHUBLE	Jennifer	USA 19760708	WC5	USA		
	98	BERENYI	Joseph	USA 19681112	MC3	USA		
	146	MURPHY	Christopher	USA 19840920	MC5	USA		
5	214	RUSSIAN FEDERATION			20.316(1)	36.251(2)	52.495	51.433
						15.935(7)	16.244(11)	
	123	NAGNIBEDOV	Nikita	RUS 19891003	MC4	RUSSIA		
	95	BATUKOV	Sergey	RUS 19880719	MC3	RUSSIA		
	97	USTINOV	Sergey	RUS 19820701	MC3	RUSSIA		

Fastest 2 teams will race for gold, and 3rd and 4th teams will race for bronze.



Communique #112
Official Results
Mixed Team Sprint Qualification
20.03.2016
WORLD RECORD: 49.268 - SPAIN - AGUASCALIENTES (MEX) 13.04.2014

Rang	Dossard	NOM Prenom	Pays	Lap 1	Lap 2	Time	Km/H
RANK	BIB	NAME	NAT	<i>Section Times</i>			
6	211	COLOMBIA		22.187(6)	38.655(7)	53.422	50.541
					16.468(8)	14.767(3)	
	83	MUNOZ MARIN Esneider	COL 19880909	MC3	COLOMBIA		
	84	SANCHEZ Carmelo	COL 19770524	MC3	COLOMBIA		
	135	MATIZ RUIZ Edwin Fabian	COL 19921106	MC5	COLOMBIA		
7	202	JAPAN		21.687(4)	37.058(5)	54.165	49.848
					15.371(3)	17.107(12)	
	91	AIZONO Kentaro	JPN 19950227	MC2	JAPAN		
	119	ISHII Masashi	JPN 19721223	MC4	JAPAN		
	92	FUJITA Masaki	JPN 19850117	MC3	JAPAN		
8	209	AUSTRALIA		22.856(9)	39.443(9)	54.367	49.662
					16.587(10)	14.924(5)	
	212	POWELL Susan	AUS 19670530	WC4	AUSTRALIA		
	80	NICHOLAS David	AUS 19911201	MC3	AUSTRALIA		
	130	DONOHOE Alistair	AUS 19950303	MC5	AUSTRALIA		
9	210	CZECH REPUBLIC		23.560(11)	38.981(8)	54.483	49.557
					15.421(5)	15.502(7)	
	62	KOBLASA Ivo	CZE 19930710	MC2	CZECH REPUBLIC		
	137	KAJNAR Tomas	CZE 19780127	MC5	CZECH REPUBLIC		
	109	BOUSKA Jiri	CZE 19791230	MC4	CZECH REPUBLIC		
10	206	GERMANY		23.220(10)	39.983(10)	55.989	48.224
					16.763(11)	16.006(9)	
	229	BRACHTENDORF Kerstin	GER 19720522	WC5	GERMANY		
	87	SCHINDLER Matthias	GER 19820328	MC3	GERMANY		
	115	SCHAFFER Thomas	GER 19801115	MC4	GERMANY		

Fastest 2 teams will race for gold, and 3rd and 4th teams will race for bronze.



Communique #112
Official Results
Mixed Team Sprint Qualification
20.03.2016
WORLD RECORD: 49.268 - SPAIN - AGUASCALIENTES (MEX) 13.04.2014

Rang	Dossard	NOM	Prenom	Pays	Lap 1	Lap 2	Time	Km/H
RANK	BIB	NAME		NAT	<i>Section Times</i>			
11	203	CHINA	F		25.236(12)	41.800(12)	57.438	47.007
						16.564(9)	15.638(8)	
	186	SONG	Zhenling	CHN	19801029	WC2 CHINA		
	214	RUAN	Jianping	CHN	19841219	WC4 CHINA		
	226	ZHOU	Jufang	CHN	19851219	WC5 CHINA		
12	201	NEW ZEALAND			25.902(13)	43.338(13)	59.409	45.448
						17.436(12)	16.071(10)	
	230	SOUTHORN	Fiona	NZL	19671008	WC5 NEW ZEALAND		
	217	HORAN	Katherine	NZL	19750609	WC4 NEW ZEALAND		
	120	RAUBENHEIMER	Byron	NZL	19910305	MC4 NEW ZEALAND		
13	207	USA	F		22.845(8)	41.181(11)	59.684	45.238
						18.336(13)	18.503(14)	
	220	FISHER	Megan	USA	19830301	WC4 USA		
	232	BOSCO	Samantha	USA	19870218	WC5 USA		
	221	MORELLI	Shawn	USA	19760329	WC4 USA		
14	205	ROMANIA			29.768(14)	49.522(14)	1:07.520	39.988
						19.754(14)	17.998(13)	
	70	MOESCU	Eduard Mihaita	ROU	19851116	MC2 ROMANIA		
	71	OLAH	Attila	ROU	19890516	MC2 ROMANIA		
	122	TAMIRJAN	Robert	ROU	19980201	MC4 ROMANIA		
T15	208	ITALY						REL
	44	MASINI	Giancarlo	ITA	19700110	MC1 ITALY		
	117	PITTACOLO	Michele	ITA	19700905	MC4 ITALY		
	143	TARLAO	Andrea	ITA	19840108	MC5 ITALY		

Fastest 2 teams will race for gold, and 3rd and 4th teams will race for bronze.


Communique #112

Official Results

Mixed Team Sprint Qualification

20.03.2016

WORLD RECORD: 49.268 - SPAIN - AGUASCALIENTES (MEX) 13.04.2014

Rang	Dossard	NOM	Prenom	Pays	Lap 1	Lap 2	Time	Km/H
RANK	BIB	NAME		NAT		<i>Section Times</i>		
T15	204	SOUTH AFRICA						REL
203	BURNS	Roxanne		RSA 19881021	WC3	SOUTH AFRICA		
94	ODENDAAL	Juan		RSA 19960616	MC3	SOUTH AFRICA		
144	WILSON	Dane		RSA 19820515	MC5	SOUTH AFRICA		

Approved by
the College of Commissaires

Fastest 2 teams will race for gold, and 3rd and 4th teams will race for bronze.



Communique #113

Liste de Depart / Start List Finals + 3/4

Mixed Team Sprint Finals

20.03.2016

WORLD RECORD: 49.268 - SPAIN - AGUASCALIENTES (MEX) 13.04.2014

Serie HEAT	Dossard BIB	Nom NAME	Pays NAT	Ville HOMETOWN	Equipe TEAM
3/4					
215 SPAIN					
	85	GRANADOS ALKORTA Amador	ESP	MC3	SPAIN
	86	SANTAS ASENSIO Eduardo	ESP	MC3	SPAIN
	138	CABELLO LLAMAS Alfonso	ESP	MC5	SPAIN
213 USA					
	233	SCHUBLE Jennifer	USA	WC5	USA
	98	BERENYI Joseph	USA	MC3	USA
	146	MURPHY Christopher	USA	MC5	USA
Final					
212 GREAT BRITAIN					
	65	ROLFE Louis	GBR	MC2	GREAT BRITAIN
	140	BUTTERWORTH Jon-Allan	GBR	MC5	GREAT BRITAIN
	113	CUNDY Jody	GBR	MC4	GREAT BRITAIN
216 CHINA					
	58	XIE Hao	CHN	MC2	CHINA
	107	WEI Guoping	CHN	MC4	CHINA
	134	LIU Xinyang	CHN	MC5	CHINA

Approved by
the College of Commissaires

Communique #114

Official Results Quarts de Finale / Quarterfinal, Heats 1-4

Women's Sprints

20.03.2016

Race Distance : 6 laps

Serie HEAT	Rang RANK	Dossard BIB	Nom NAME	Pays NAT	Temp TIME	Km/H
---------------	--------------	----------------	-------------	-------------	--------------	------

Quarterfinal Heat 1 - Race #1

1.	155	AUSTRALIA			12.834	56.101
		155	GALLAGHER Jessica	AUS ¹⁹⁸⁶⁰³¹⁴		
		155	JANSSEN Madison	AUS ¹⁹⁹⁴¹¹¹³		
	167	POLAND				
		167	DUZIKOWSKA Anna	POL ¹⁹⁹³⁰⁹²⁰		
		167	MORYTKO Natalia	POL ¹⁹⁹³⁰⁴¹⁰		

Quarterfinal Heat 1 - Race #2

1.	155	AUSTRALIA			12.190	59.065
		155	GALLAGHER Jessica	AUS ¹⁹⁸⁶⁰³¹⁴		
		155	JANSSEN Madison	AUS ¹⁹⁹⁴¹¹¹³		
	167	POLAND				
		167	DUZIKOWSKA Anna	POL ¹⁹⁹³⁰⁹²⁰		
		167	MORYTKO Natalia	POL ¹⁹⁹³⁰⁴¹⁰		

Quarterfinal Heat 2 - Race #1

1.	158	GREAT BRITAIN			12.162	59.201
		158	THORNHILL Sophie	GBR ⁹⁹⁶⁰²⁰⁹		
		158	SCOTT Helen	GBR ⁹⁹⁰⁰⁷²⁵		
	168	RUSSIAN FEDERATION				
		168	SOLOMATINA Maria	RUS ⁹⁹³⁰³¹²		
		168	KOSHELEVA Svetlana	RUS ⁹⁸²⁰⁶²²		

Quarterfinal Heat 2 - Race #2

1.	158	GREAT BRITAIN			12.627	57.021
		158	THORNHILL Sophie	GBR ⁹⁹⁶⁰²⁰⁹		
		158	SCOTT Helen	GBR ⁹⁹⁰⁰⁷²⁵		
	168	RUSSIAN FEDERATION				
		168	SOLOMATINA Maria	RUS ⁹⁹³⁰³¹²		
		168	KOSHELEVA Svetlana	RUS ⁹⁸²⁰⁶²²		

Quarterfinal Heat 3 - Race #1

1.	164	NETHERLANDS			11.865	60.683
		164	KLAASSEN Larissa	NED ⁹⁹⁴⁰⁵⁰⁷		
		164	DOLMAN Halieqh	NED ⁹⁹⁵⁰⁶¹³		
	162	IRELAND				
		162	DUNLEVY Katie-George	IRL ¹⁹⁸¹¹¹²⁶		
		162	MCCRISTAL Eve	IRL ¹⁹⁷⁸⁰⁷²⁸		

Quarterfinal Heat 3 - Race #2

1.	164	NETHERLANDS			12.156	59.230
		164	KLAASSEN Larissa	NED ⁹⁹⁴⁰⁵⁰⁷		
		164	DOLMAN Halieqh	NED ⁹⁹⁵⁰⁶¹³		
	162	IRELAND				
		162	DUNLEVY Katie-George	IRL ¹⁹⁸¹¹¹²⁶		
		162	MCCRISTAL Eve	IRL ¹⁹⁷⁸⁰⁷²⁸		

Quarterfinal Heat 4 - Race #1

Qualification rules : Best 2 of 3, Winner of each heat will advance to 1/2 Finals, others goes to 5-6th, 7th-8th final



Communique #114

Official Results Quarts de Finale / Quarterfinal, Heats 1-4

Women's Sprints

20.03.2016

Race Distance : 6 laps

Serie HEAT	Rang RANK	Dossard BIB	Nom NAME	Pays NAT	Temp TIME	Km/H
	1.	163	JAPAN		12.541	57.412
		163	KANUMA Yurie	JPN ¹⁹⁸¹⁰⁵²⁰		
		163	TANAKA Mai	JPN ¹⁹⁸⁹¹²²⁵		
		160	GREECE			
		160	CHALKIADAKI Adamantia	GRE ⁹⁸⁶¹⁰⁰¹		
		160	MILAKI Argyro	GRE ⁹⁹²⁰⁷⁰³		

Quarterfinal Heat 4 - Race #2

	1.	163	JAPAN		12.979	55.474
		163	KANUMA Yurie	JPN ¹⁹⁸¹⁰⁵²⁰		
		163	TANAKA Mai	JPN ¹⁹⁸⁹¹²²⁵		
		160	GREECE			
		160	CHALKIADAKI Adamantia	GRE ⁹⁸⁶¹⁰⁰¹		
		160	MILAKI Argyro	GRE ⁹⁹²⁰⁷⁰³		

Approved by
the College of Commissaires

Qualification rules : Best 2 of 3, Winner of each heat will advance to 1/2 Finals, others goes to 5-6th, 7th-8th final



Communique #115

Official Start List Demi-Finales / Semifinal, Heats 1-2

Women's Sprints

20.03.2016

Race Distance : 6 laps

Serie HEAT	Dossard BIB	Nom NAME	Pays NAT	Ville HOMETOWN	Equipe TEAM
Semifinal Heat 1	155	AUSTRALIA			
		GALLAGHER Jessica	AUS	WB	AUSTRALIA
	JANSSEN Madison	AUS	PIL	AUSTRALIA	
	163	JAPAN			
KANUMA Yurie		JPN	WB	JAPAN	
		TANAKA Mai	JPN	PIL	JAPAN
Semifinal Heat 2	158	GREAT BRITAIN			
		THORNHILL Sophie	GBR	WB	GREAT BRITAIN
	SCOTT Helen	GBR	PIL	GREAT BRITAIN	
	164	NETHERLANDS			
KLAASSEN Larissa		NED	WB	NETHERLANDS	
		DOLMAN Haliiegh	NED	PIL	NETHERLANDS

Approved by
the College of Commissaires

**Qualification rules : Best 2 of 3, Winner of each heat will advance to Gold Medal Ride
 others goes to bronze medal ride**



**Communique #116****Official Start List****Women's Sprints**

20.03.2016

Race Distance : 6 laps

Serie HEAT	Dossard BIB	Nom NAME	Pays NAT	Ville HOMETOWN	Equipe TEAM
---------------	----------------	-------------	-------------	-------------------	----------------

7th-8th Final

168	SOLOMATINA Maria	RUS	19930312	WB	RUSSIA
167	DUZIKOWSKA Anna	POL	19930920	WB	POLAND

5th-6th Final

160	CHALKIADAKI Adamantia	GRE	19861001	WB	GREECE
162	DUNLEVY Katie-George	IRL	19811126	WB	IRELAND

Approved by
the College of Commissaires



Communique #117

Official Results Quarts de Finale / Quarterfinal, Heats 1-4

Men's Sprints

20.03.2016

Race distance : 6 laps

Serie HEAT	Rang RANK	Dossard BIB	Nom NAME	Pays NAT	Temp TIME	Km/H
---------------	--------------	----------------	-------------	-------------	--------------	------

Quarterfinal Heat 1 - Race #1

1.	13	GREAT BRITAIN			11.692	61.581
		13	FACHIE Neil	GBR ⁹⁸⁴⁰³¹²		
		13	MITCHELL Peter	GBR ⁹⁹⁰⁰¹¹²		
4		AUSTRALIA				
		4	MODRA Kieran	AUS ¹⁹⁷²⁰³²⁷		
		4	EDWARDS David	AUS ¹⁹⁹³⁰⁴²¹		

Quarterfinal Heat 1 - Race #2

1.	13	GREAT BRITAIN			10.761	66.908
		13	FACHIE Neil	GBR ⁹⁸⁴⁰³¹²		
		13	MITCHELL Peter	GBR ⁹⁹⁰⁰¹¹²		
4		AUSTRALIA				
		4	MODRA Kieran	AUS ¹⁹⁷²⁰³²⁷		
		4	EDWARDS David	AUS ¹⁹⁹³⁰⁴²¹		

Quarterfinal Heat 2 - Race #1

1.	23	NETHERLANDS			10.782	66.778
		23	BANGMA Tristan	NED ¹⁹⁹⁷¹⁰⁰⁶		
		23	MULDER Teun	NED ¹⁹⁸¹⁰⁶¹⁸		
3		AUSTRALIA				
		3	KENNEDY Paul	AUS ¹⁹⁷⁸⁰³¹⁰		
		3	YALLOURIS Nicholas	AUS ¹⁹⁹⁴⁰²²⁴		

Quarterfinal Heat 2 - Race #2

1.	23	NETHERLANDS			10.697	67.309
		23	BANGMA Tristan	NED ¹⁹⁹⁷¹⁰⁰⁶		
		23	MULDER Teun	NED ¹⁹⁸¹⁰⁶¹⁸		
3		AUSTRALIA				
		3	KENNEDY Paul	AUS ¹⁹⁷⁸⁰³¹⁰		
		3	YALLOURIS Nicholas	AUS ¹⁹⁹⁴⁰²²⁴		

Quarterfinal Heat 3 - Race #1

1.	10	SPAIN			11.037	65.235
		10	PORTO LAREO Jose Enrique	ESP ¹⁹⁷⁷¹⁰²¹		
		10	ESCUREDO RAIMONDEZ Jose Antonio	ESP ¹⁹⁷⁰⁰¹¹⁹		
27		RUSSIAN FEDERATION				
		27	TIUTIN Leonid	RUS ¹⁹⁸⁷¹²⁰⁸		
		27	SPIRIN Artur	RUS ¹⁹⁸⁴¹¹²¹		

Quarterfinal Heat 3 - Race #2

1.	10	SPAIN			11.789	61.074
		10	PORTO LAREO Jose Enrique	ESP ¹⁹⁷⁷¹⁰²¹		
		10	ESCUREDO RAIMONDEZ Jose Antonio	ESP ¹⁹⁷⁰⁰¹¹⁹		
27		RUSSIAN FEDERATION				
		27	TIUTIN Leonid	RUS ¹⁹⁸⁷¹²⁰⁸		
		27	SPIRIN Artur	RUS ¹⁹⁸⁴¹¹²¹		

Quarterfinal Heat 4 - Race #1

Qualification rules : Best 2 of 3, Winner of each heat will advance to 1/2 Finals, others goes to 5-6th, 7th-8th final

Communique #117

Official Results Quarts de Finale / Quarterfinal, Heats 1-4

Men's Sprints

20.03.2016

Race distance : 6 laps

Serie HEAT	Rang RANK	Dossard BIB	Nom NAME	Pays NAT	Temp TIME	Km/H
	1.	11	GREAT BRITAIN		10.799	66.673
		11	BALL James	GBR ⁹⁹¹⁰⁶²⁴		
		11	MACLEAN Craig	GBR ⁹⁷¹⁰⁷³¹		
	24		NETHERLANDS			
		24	DE VRIES Stephen	NED ⁹⁹⁵¹¹¹⁷		
		24	BOS Patrick	NED ⁹⁸⁷⁰⁸²⁰		

Quarterfinal Heat 4 - Race #2

	1.	11	GREAT BRITAIN		10.911	65.988
		11	BALL James	GBR ⁹⁹¹⁰⁶²⁴		
		11	MACLEAN Craig	GBR ⁹⁷¹⁰⁷³¹		
	24		NETHERLANDS			
		24	DE VRIES Stephen	NED ⁹⁹⁵¹¹¹⁷		
		24	BOS Patrick	NED ⁹⁸⁷⁰⁸²⁰		

Approved by
the College of Commissaires

Qualification rules : Best 2 of 3, Winner of each heat will advance to 1/2 Finals, others goes to 5-6th, 7th-8th final



Communique #118

Official Start List Demi-Finales / Semifinal, Heats 1-2

Men's Sprints

20.03.2016

Race distance : 6 laps

Serie HEAT	Dossard BIB	Nom NAME	Pays NAT	Ville HOMETOWN	Equipe TEAM
Semifinal Heat 1	13	GREAT BRITAIN			
		FACHIE Neil	GBR	MB	GREAT BRITAIN
		MITCHELL Peter	GBR	PIL	GREAT BRITAIN
	11	GREAT BRITAIN			
BALL James		GBR	MB	GREAT BRITAIN	
		MACLEAN Craig	GBR	PIL	GREAT BRITAIN
Semifinal Heat 2	23	NETHERLANDS			
		BANGMA Tristan	NED	MB	NETHERLANDS
		MULDER Teun	NED	PIL	NETHERLANDS
	10	SPAIN			
		PORTO LAREO Jose Enrique	ESP	MB	SPAIN
	ESCUREDO RAIMONDEZ Jose AESP	PIL	SPAIN		

Approved by
the College of Commissaires

**Qualification rules : Best 2 of 3, Winner of each heat will advance to gold medal ride
others goes to bronze medal ride**



**Communique #119****Official Start List****Men's Sprints**

20.03.2016

Race Distance : 6 laps

Serie HEAT	Dossard BIB	Nom NAME	Pays NAT	Ville HOMETOWN	Equipe TEAM
---------------	----------------	-------------	-------------	-------------------	----------------

7th-8th Final

3	KENNEDY Paul	AUS	19780310	MB	AUSTRALIA
4	MODRA Kieran	AUS	19720327	MB	AUSTRALIA

5th-6th Final

24	DE VRIES Stephen	NED	19951117	MB	NETHERLANDS
27	TIUTIN Leonid	RUS	19871208	MB	RUSSIA

Approved by
the College of Commissaires




Communique #120
Official Results
Men's C1-3 Scratch Race Final
20.03.2016 - Session 1
Race distance 15km - 60 laps

Rang	Dossard	NOM	Prenom	Pays
RANK	BIB	NAME		NAT

Final					Time: 19:41.203	
					Speed: 45.716 km/h	
1	96	OBYDENNOV	Alexsey	RUS 19760422	MC3 RUSSIA	
2	90	ANOBILE	Fabio	ITA 19931216	MC3 ITALY	
3	83	MUNOZ MARIN	Esneider	COL 19880909	MC3 COLOMBIA	
4	57	LIANG	Guihua	CHN 19840525	MC2 CHINA	
5	89	CLIFFORD	Eoghan	IRL 19800826	MC3 IRELAND	
6	86	SANTAS ASENSIO	Eduardo	ESP 19890804	MC3 SPAIN	
7	56	CHERNOVE	Tristen	CAN 19750522	MC2 CANADA	
8	98	BERENYI	Joseph	USA 19681112	MC3 USA	
9	87	SCHINDLER	Matthias	GER 19820328	MC3 GERMANY	
10	62	KOBLASA	Ivo	CZE 19930710	MC2 CZECH REPUBLIC	
11	74	KEITH	Aaron	USA 19710623	MC2 USA	
12	59	GALVIS BECERRA	Alvaro	COL 19700125	MC2 COLOMBIA	
13	67	LYNCH	Colin	IRL 19701216	MC2 IRELAND	
14	80	NICHOLAS	David	AUS 19911201	MC3 AUSTRALIA	
15	64	LACROIX	Francois	FRA 19840825	MC2 FRANCE	-1 lap(s)
16	55	MATTHYS	Arnout	BEL 19770921	MC2 BELGIUM	-1 lap(s)
17	43	WINKLER	Erich	GER 19680523	MC1 GERMANY	-1 lap(s)
	72	GILMUTDINOV	Arslan	RUS 19821117	MC2 RUSSIA	DNF
	63	ECKHARD TIO	Maurice	ESP 19830726	MC2 SPAIN	DNF
	81	SCHELFHOUT	Diederick	BEL 19851226	MC3 BELGIUM	DNS

Approved by
the College of Commissaires

**Communique #121****Official Final Classification****Women's C2 Scratch Race Final Classification**

Rang RANK	NOM Prenom NAME		Points
1	ZENG Sini	CHN 19880103	60
2	MUNEVAR Daniela Carolin	COL 19950718	52
3	NORBRUIS Alyda	NED 19890328	44
4	REID Amanda	AUS 19961112	36
5	JONES Allison	USA 19840512	32
6	SONG Zhenling	CHN 19801029	28
7	HURST Sally	GBR 19781105	24

Approved by
the College of Commissaires



Points are for the Paralympics Qualifications

Communique #121

Official Final Classification

Women's C3 Scratch Race Final Classification

Rang RANK	NOM Prenom NAME		Points
1	SCHINDLER Denise	GER 19851109	60
2	WHITMORE Jamie	USA 19760504	52
3	GIGLIA Megan	GBR 19850326	44

Approved by
the College of Commissaires



Points are for the Paralympics Qualifications



Communique #121

Official Final Classification

Women's C4 Scratch Race Final Classification

Rang RANK	NOM Prenom NAME		Points
1	RUAN Jianping	CHN 19841219	60
2	POWELL Susan	AUS 19670530	52
3	LISNEY Alexandra	AUS 19870702	44
4	HORAN Katherine	NZL 19750609	36
5	MOLNAR Marie-Claude	CAN 19831002	32
6	NARCISI Jenny	ITA 19880904	28
7	SAUL Elizabeth	GBR 19890519	24
8	SEVASTYANOVA Ksenia	RUS 19960722	20

Approved by
the College of Commissaires

Points are for the Paralympics Qualifications



Communique #121

Official Final Classification

Women's C5 Scratch Race Final Classification

Rang RANK	NOM Prenom NAME		Points
1	HARKOWSKA Anna	POL 19800320	60
2	STOREY Sarah	GBR 19771026	52
3	DELGADO Mariela Analia	ARG 19860726	44
4	ZHOU Jufang	CHN 19851219	36
5	BOSCO Samantha	USA 19870218	32
6	SOUTHORN Fiona	NZL 19671008	28
7	SCHUBLE Jennifer	USA 19760708	24
8	BRACHTENDORF Kerstin	GER 19720522	20

Approved by
the College of Commissaires



Points are for the Paralympics Qualifications


Communique #122
Official Results
Men's C4-5 Scratch Race Final
18.03.2016 - Session 2
Race distance 15km - 60 laps

Rang	Dossard	NOM	Prenom	Pays
RANK	BIB	NAME		NAT

Final					Time: 18:37.344	
					Speed: 48.329 km/h	
1	105	BRIDGWOOD	Kyle	AUS 19890223	MC4 AUSTRALIA	
2	141	GILDEA	Jonathan	GBR 19780903	MC5 GREAT BRITAIN	-1 lap(s)
3	130	DONOHUE	Alistair	AUS 19950303	MC5 AUSTRALIA	-1 lap(s)
4	145	DEMENTYEV	Yehor	UKR 19870312	MC5 UKRAINE	-1 lap(s)
5	134	LIU	Xinyang	CHN 19910321	MC5 CHINA	-1 lap(s)
6	132	CHAMAN	Lauro Cesar	BRA 19870625	MC5 BRAZIL	-1 lap(s)
7	121	NOVAK	Carol-Eduard	ROU 19760728	MC4 ROMANIA	-1 lap(s)
8	114	VAN GASS	Jaco	GBR 19860820	MC4 GREAT BRITAIN	-1 lap(s)
9	143	TARLAO	Andrea	ITA 19840108	MC5 ITALY	-2 lap(s)
10	108	DUENAS GOMEZ	Diego German	COL 19900517	MC4 COLOMBIA	-2 lap(s)
11	117	PITTACOLO	Michele	ITA 19700905	MC4 ITALY	-2 lap(s)
12	135	MATIZ RUIZ	Edwin Fabian	COL 19921106	MC5 COLOMBIA	-2 lap(s)
13	111	NEIRA PEREZ	Cesar	ESP 19791215	MC4 SPAIN	-2 lap(s)
14	124	PUDOV	Sergey	RUS 19861009	MC4 RUSSIA	-2 lap(s)
15	125	METELKA	Jozef	SVK 19860908	MC4 SLOVAKIA	-2 lap(s)
16	133	GOHR	Soelito	BRA 19730914	MC5 BRAZIL	-2 lap(s)
17	110	JEZEK	Jiri	CZE 19741016	MC4 CZECH REPUBLIC	-2 lap(s)
18	115	SCHAFER	Thomas	GER 19801115	MC4 GERMANY	-2 lap(s)
19	131	GALLAGHER	Michael	AUS 19781214	MC5 AUSTRALIA	-2 lap(s)
	146	MURPHY	Christopher	USA 19840920	MC5 USA	DNF

Approved by
the College of Commissaires

**Communique #123****Official Final Classification****Men's C1 Scratch Race Final Classification**

Rang RANK	NOM Prenom NAME		Points
1	WINKLER Erich	GER 19680523	60
2	ZIRKL Andreas	AUT 19680315	48
2	MASINI Giancarlo	ITA 19700110	48
2	NIJHUIS Arnoud	NED 19890709	36

Approved by
the College of Commissaires



Points are for the Paralympics Qualifications


Communique #123
Official Final Classification
Men's C2 Scratch Race Final Classification

Rang RANK	NOM Prenom NAME		Points
1	LIANG Guihua	CHN 19840525	60
2	CHERNOVE Tristen	CAN 19750522	52
3	KOBLASA Ivo	CZE 19930710	44
4	KEITH Aaron	USA 19710623	36
5	GALVIS BECERRA Alvaro	COL 19700125	32
6	LYNCH Colin	IRL 19701216	28
7	LACROIX Francois	FRA 19840825	24
8	MATTHYS Arnout	BEL 19770921	20
9	GILMUTDINOV Arslan	RUS 19821117	16
10	ECKHARD TIO Maurice	ESP 19830726	12
11	BOLLIGER Roger	SUI 19741117	0
11	ROLFE Louis	GBR 19970721	0
11	BENDA Matej	CZE 19930519	0
11	OLAH Attila	ROU 19890516	0

Approved by
the College of Commissaires



Communique #123

Official Final Classification

Men's C3 Scratch Race Final Classification

Rang RANK	NOM Prenom NAME		Points
1	OBYDENNOV Alexsey	RUS 19760422	60
2	ANOBILE Fabio	ITA 19931216	52
3	MUNOZ MARIN Esneider	COL 19880909	44
4	CLIFFORD Eoghan	IRL 19800826	36
5	SANTAS ASENSIO Eduardo	ESP 19890804	32
6	BERENYI Joseph	USA 19681112	28
7	SCHINDLER Matthias	GER 19820328	24
8	NICHOLAS David	AUS 19911201	20
9	SCHELFHOUT Diederick	BEL 19851226	16
10	EBRAHIMPOORKAZEROONI Modammad	IRI 19871205	6
10	ODENDAAL Juan	RSA 19960616	6

Approved by
the College of Commissaires



Points are for the Paralympics Qualifications



Communique #123

Official Final Classification

Men's C4 Scratch Race Final Classification

Rang RANK	NOM Prenom NAME		Points
1	BRIDGWOOD Kyle	AUS 19890223	60
2	NOVAK Carol-Eduard	ROU 19760728	52
3	VAN GASS Jaco	GBR 19860820	44
4	DUENAS GOMEZ Diego German	COL 19900517	36
5	PITTACOLO Michele	ITA 19700905	32
6	NEIRA PEREZ Cesar	ESP 19791215	28
7	PUDOV Sergey	RUS 19861009	24
8	METELKA Jozef	SVK 19860908	20
9	JEZEK Jiri	CZE 19741016	16
10	SCHAFER Thomas	GER 19801115	12
11	BOUSKA Jiri	CZE 19791230	0
11	GOLBARNEZHAD Bahman	IRI 19680604	0
11	WANG Xian	CHN 19860117	0
11	WIDHALM Justin	USA 19770821	0
11	TAMIRJAN Robert	ROU 19980201	0
11	RAUBENHEIMER Byron	NZL 19910305	0

Approved by
the College of Commissaires

Points are for the Paralympics Qualifications

Communique #123

Official Final Classification

Men's C5 Scratch Race Final Classification

Rang RANK	NOM Prenom NAME		Points
1	GILDEA Jonathan	GBR 19780903	60
2	DONOHOE Alistair	AUS 19950303	52
3	DEMENTYEV Yehor	UKR 19870312	44
4	LIU Xinyang	CHN 19910321	36
5	CHAMAN Lauro Cesar	BRA 19870625	32
6	TARLAO Andrea	ITA 19840108	28
7	MATIZ RUIZ Edwin Fabian	COL 19921106	24
8	GOHR Soelito	BRA 19730914	20
9	GALLAGHER Michael	AUS 19781214	16
10	MURPHY Christopher	USA 19840920	12
11	WILSON Dane	RSA 19820515	0
11	JARAMILLO GALLARDO Pablo	ESP 19770409	0

Approved by
the College of Commissaires

Points are for the Paralympics Qualifications

Communique #124

Official Results

Mixed Team Sprint Finals

20.03.2016

WORLD RECORD: 49.268 - SPAIN - AGUASCALIENTES (MEX) 13.04.2014

Rang RANK	Dossard BIB	NOM Prenom NAME	Pays NAT	Time	Km/H
--------------	----------------	--------------------	-------------	------	------

3/4

1	215	SPAIN		50.871	53.075
	85	GRANADOS ALKORTA Amador	ESP 19670515	MC3 SPAIN	
	86	SANTAS ASENSIO Eduardo	ESP 19890804	MC3 SPAIN	
	138	CABELLO LLAMAS Alfonso	ESP 19930919	MC5 SPAIN	

2	213	USA		51.424	52.505
	233	SCHUBLE Jennifer	USA 19760708	WC5 USA	
	98	BERENYI Joseph	USA 19681112	MC3 USA	
	146	MURPHY Christopher	USA 19840920	MC5 USA	

Final

1	212	GREAT BRITAIN		49.230	54.845
	65	ROLFE Louis	GBR 19970721	MC2 GREAT BRITAIN	
	140	BUTTERWORTH Jon-Allan	GBR 19860206	MC5 GREAT BRITAIN	
	113	CUNDY Jody	GBR 19781014	MC4 GREAT BRITAIN	

2	216	CHINA		49.530	54.512
	58	XIE Hao	CHN 19890821	MC2 CHINA	
	107	WEI Guoping	CHN 19900114	MC4 CHINA	
	134	LIU Xinyang	CHN 19910321	MC5 CHINA	

Approved by
the College of Commissaires

NEW WORLD RECORD : GREAT BRITAIN : 49.230



Communique #125

Official Final Classification

Mixed Team Sprint Final Classification

Rang RANK	NOM Prenom NAME		Points
1	GREAT BRITAIN		
	ROLFE Louis	GBR 19970721	0
	BUTTERWORTH Jon-Allan	GBR 19860206	0
	CUNDY Jody	GBR 19781014	0
2	CHINA		
	XIE Hao	CHN 19890821	0
	WEI Guoping	CHN 19900114	0
	LIU Xinyang	CHN 19910321	0
3	SPAIN		
	GRANADOS ALKORTA Amador	ESP 19670515	0
	SANTAS ASENSIO Eduardo	ESP 19890804	0
	CABELLO LLAMAS Alfonso	ESP 19930919	0
4	USA		
	SCHUBLE Jennifer	USA 19760708	0
	BERENYI Joseph	USA 19681112	0
	MURPHY Christopher	USA 19840920	0
5	RUSSIAN FEDERATION		
	NAGNIBEDOV Nikita	RUS 19891003	0
	BATUKOV Sergey	RUS 19880719	0
	USTINOV Sergey	RUS 19820701	0
6	COLOMBIA		
	MUNOZ MARIN Esneider	COL 19880909	0
	SANCHEZ Carmelo	COL 19770524	0
	MATIZ RUIZ Edwin Fabian	COL 19921106	0
7	JAPAN		
	AIZONO Kentaro	JPN 19950227	0
	ISHII Masashi	JPN 19721223	0
	FUJITA Masaki	JPN 19850117	0


Communique #125
Official Final Classification
Mixed Team Sprint Final Classification

Rang RANK	NOM Prenom NAME		Points
8	AUSTRALIA		
	POWELL Susan	AUS 19670530	0
	NICHOLAS David	AUS 19911201	0
	DONOHUE Alistair	AUS 19950303	0
9	CZECH REPUBLIC		
	KOBLASA Ivo	CZE 19930710	0
	KAJNAR Tomas	CZE 19780127	0
	BOUSKA Jiri	CZE 19791230	0
10	GERMANY		
	BRACHTENDORF Kerstin	GER 19720522	0
	SCHINDLER Matthias	GER 19820328	0
	SCHAFFER Thomas	GER 19801115	0
11	CHINA F		
	SONG Zhenling	CHN 19801029	0
	RUAN Jianping	CHN 19841219	0
	ZHOU Jufang	CHN 19851219	0
12	NEW ZEALAND		
	SOUTHORN Fiona	NZL 19671008	0
	HORAN Katherine	NZL 19750609	0
	RAUBENHEIMER Byron	NZL 19910305	0
13	USA F		
	FISHER Megan	USA 19830301	0
	MORELLI Shawn	USA 19760329	0
	BOSCO Samantha	USA 19870218	0
14	ROMANIA		
	MOESCU Eduard Mihaita	ROU 19851116	0
	OLAH Attila	ROU 19890516	0
	TAMIRJAN Robert	ROU 19980201	0



Communique #125

Official Final Classification

Mixed Team Sprint Final Classification

Rang RANK	NOM Prenom NAME		Points
15	ITALY		
	MASINI Giancarlo	ITA 19700110	0
	PITTACOLO Michele	ITA 19700905	0
	TARLAO Andrea	ITA 19840108	0
15	SOUTH AFRICA		
	BURNS Roxanne	RSA 19881021	0
	ODENDAAL Juan	RSA 19960616	0
	WILSON Dane	RSA 19820515	0

Approved by
the College of Commissaires

Communique #126

Results Demi-Finales / Semifinal, Heats 1-2

Men's Sprints

20.03.2016

Race distance : 6 laps

Serie HEAT	Rang RANK	Dossard BIB	Nom NAME	Pays NAT	Temp TIME	Km/H
---------------	--------------	----------------	-------------	-------------	--------------	------

Semifinal Heat 1 - Race #1

1.	13	GREAT BRITAIN			11.403	63.141
		13	FACHIE Neil	GBR ⁹⁸⁴⁰³¹²		
		13	MITCHELL Peter	GBR ⁹⁹⁰⁰¹¹²		
	11	GREAT BRITAIN				
		11	BALL James	GBR ⁹⁹¹⁰⁶²⁴		
		11	MACLEAN Craig	GBR ⁹⁷¹⁰⁷³¹		

Semifinal Heat 1 - Race #2

1.	13	GREAT BRITAIN			11.442	62.926
		13	FACHIE Neil	GBR ⁹⁸⁴⁰³¹²		
		13	MITCHELL Peter	GBR ⁹⁹⁰⁰¹¹²		
	11	GREAT BRITAIN				
		11	BALL James	GBR ⁹⁹¹⁰⁶²⁴		
		11	MACLEAN Craig	GBR ⁹⁷¹⁰⁷³¹		

Semifinal Heat 2 - Race #1

1.	23	NETHERLANDS			10.447	68.919
		23	BANGMA Tristan	NED ⁹⁹⁷¹⁰⁰⁶		
		23	MULDER Teun	NED ⁹⁸¹⁰⁶¹⁸		
	10	SPAIN				
		10	PORTO LAREO Jose Enrique	ESP ¹⁹⁷⁷¹⁰²¹		
		10	ESCUREDO RAIMONDEZ Jose Antonio	ESP ¹⁹⁷⁰⁰¹¹⁹		

Semifinal Heat 2 - Race #2

1.	23	NETHERLANDS			10.779	66.797
		23	BANGMA Tristan	NED ⁹⁹⁷¹⁰⁰⁶		
		23	MULDER Teun	NED ⁹⁸¹⁰⁶¹⁸		
	10	SPAIN				
		10	PORTO LAREO Jose Enrique	ESP ¹⁹⁷⁷¹⁰²¹		
		10	ESCUREDO RAIMONDEZ Jose Antonio	ESP ¹⁹⁷⁰⁰¹¹⁹		

Approved by
the College of Commissaires

Qualification rules : Best 2 of 3, Winner of each heat will advance to gold medal ride
 others goes to bronze medal ride



Communique #127

Official Start List Finales / Final + 3rd-4th Ride

Men's Sprints

20.03.2016

Race distance : 6 laps

Serie HEAT	Dossard BIB	Nom NAME	Pays NAT	Ville HOMETOWN	Equipe TEAM
3rd-4th	11	GREAT BRITAIN			
		BALL James	GBR	MB	GREAT BRITAIN
		MACLEAN Craig	GBR	PIL	GREAT BRITAIN
	10	SPAIN			
PORTO LAREO Jose Enrique		ESP	MB	SPAIN	
Final		ESCUREDO RAIMONDEZ Jose	AESP	PIL	SPAIN
	13	GREAT BRITAIN			
		FACHIE Neil	GBR	MB	GREAT BRITAIN
		MITCHELL Peter	GBR	PIL	GREAT BRITAIN
23	NETHERLANDS				
	BANGMA Tristan	NED	MB	NETHERLANDS	
	MULDER Teun	NED	PIL	NETHERLANDS	

Approved by
the College of Commissaires

Communique #128

Official Results Demi-Finales / Semifinal, Heats 1-2

Women's Sprints

20.03.2016

Race Distance : 6 laps

Serie HEAT	Rang RANK	Dossard BIB	Nom NAME	Pays NAT	Temp TIME	Km/H
---------------	--------------	----------------	-------------	-------------	--------------	------

Semifinal Heat 1 - Race #1

1.	155	AUSTRALIA			11.657	61.765
		155	GALLAGHER Jessica	AUS ¹⁹⁸⁶⁰³¹⁴		
		155	JANSSEN Madison	AUS ¹⁹⁹⁴¹¹¹³		
	163	JAPAN				
		163	KANUMA Yurie	JPN ¹⁹⁸¹⁰⁵²⁰		
		163	TANAKA Mai	JPN ¹⁹⁸⁹¹²²⁵		

Semifinal Heat 1 - Race #2

1.	155	AUSTRALIA			12.655	56.895
		155	GALLAGHER Jessica	AUS ¹⁹⁸⁶⁰³¹⁴		
		155	JANSSEN Madison	AUS ¹⁹⁹⁴¹¹¹³		
	163	JAPAN				
		163	KANUMA Yurie	JPN ¹⁹⁸¹⁰⁵²⁰		
		163	TANAKA Mai	JPN ¹⁹⁸⁹¹²²⁵		

Semifinal Heat 2 - Race #1

1.	164	NETHERLANDS			11.162	64.505
		164	KLAASSEN Larissa	NED ¹⁹⁹⁴⁰⁵⁰⁷		
		164	DOLMAN Haliegh	NED ¹⁹⁹⁵⁰⁶¹³		
	158	GREAT BRITAIN				
		158	THORNHILL Sophie	GBR ¹⁹⁹⁶⁰²⁰⁹		
		158	SCOTT Helen	GBR ¹⁹⁹⁰⁰⁷²⁵		

Semifinal Heat 2 - Race #2

1.	158	GREAT BRITAIN			11.399	63.163
		158	THORNHILL Sophie	GBR ¹⁹⁹⁶⁰²⁰⁹		
		158	SCOTT Helen	GBR ¹⁹⁹⁰⁰⁷²⁵		
	164	NETHERLANDS				
		164	KLAASSEN Larissa	NED ¹⁹⁹⁴⁰⁵⁰⁷		
		164	DOLMAN Haliegh	NED ¹⁹⁹⁵⁰⁶¹³		

Semifinal Heat 2 - Race #3

1.	158	GREAT BRITAIN			11.656	61.771
		158	THORNHILL Sophie	GBR ¹⁹⁹⁶⁰²⁰⁹		
		158	SCOTT Helen	GBR ¹⁹⁹⁰⁰⁷²⁵		
	164	NETHERLANDS				
		164	KLAASSEN Larissa	NED ¹⁹⁹⁴⁰⁵⁰⁷		
		164	DOLMAN Haliegh	NED ¹⁹⁹⁵⁰⁶¹³		

Approved by
the College of Commissaires

Qualification rules : Best 2 of 3, Winner of each heat will advance to Gold Medal Ride
 others goes to bronze medal ride



Communique #129

Official Start List Finales / Final + 3rd-4th Ride

Women's Sprints

20.03.2016

Race Distance : 6 laps

Serie HEAT	Dossard BIB	Nom NAME	Pays NAT	Ville HOMETOWN	Equipe TEAM
3rd-4th	163	JAPAN			
		KANUMA Yurie	JPN	WB	JAPAN
	TANAKA Mai	JPN	PIL	JAPAN	
	164	NETHERLANDS			
KLAASSEN Larissa		NED	WB	NETHERLANDS	
		DOLMAN Haliagh	NED	PIL	NETHERLANDS
Final	155	AUSTRALIA			
		GALLAGHER Jessica	AUS	WB	AUSTRALIA
	JANSSEN Madison	AUS	PIL	AUSTRALIA	
	158	GREAT BRITAIN			
THORNHILL Sophie		GBR	WB	GREAT BRITAIN	
		SCOTT Helen	GBR	PIL	GREAT BRITAIN

Approved by
the College of Commissaires

Communique #130

Official Results List

Women's Sprints

20.03.2016

Race Distance : 6 laps

Serie HEAT	Rang RANK	Dossard BIB	Nom NAME	Pays NAT	Temp TIME	Km/H
7th-8th Final						
	1	167	DUZIKOWSKA Anna	POL 19930920	13.118	54.886
	2	168	SOLOMATINA Maria	RUS 19930312		
5th-6th Final						
	1	160	CHALKIADAKI Adamantia	GRE 19861001	12.590	57.188
	2	162	DUNLEVY Katie-George	IRL 19811126		

Approved by
the College of Commissaires

**Communique #131****Official Results List****Men's Sprints**

20.03.2016

Race Distance : 6 laps

Serie HEAT	Rang RANK	Dossard BIB	Nom NAME	Pays NAT	Temp TIME	Km/H
7th-8th Final						
	1	3	KENNEDY Paul	AUS19780310	11.120	64.748
	2	4	MODRA Kieran	AUS19720327		
5th-6th Final						
	1	24	DE VRIES Stephen	NED19951117	10.758	66.927
	2	27	TIUTIN Leonid	RUS19871208		

Approved by

the College of Commissaires

Communique #132

Official Results Finales / Final + 3rd-4th Ride

Women's Sprints

20.03.2016

Race Distance : 6 laps

Serie HEAT	Rang RANK	Dossard BIB	Nom NAME	Pays NAT	Temp TIME	Km/H
---------------	--------------	----------------	-------------	-------------	--------------	------

3rd-4th - Race #1

1.	164	NETHERLANDS			12.606	57.116
		164	KLAASSEN Larissa	NED ¹⁹⁹⁴⁰⁵⁰⁷		
		164	DOLMAN Haliegh	NED ¹⁹⁹⁵⁰⁶¹³		
	163	JAPAN				
		163	KANUMA Yurie	JPN ¹⁹⁸¹⁰⁵²⁰		
		163	TANAKA Mai	JPN ¹⁹⁸⁹¹²²⁵		

3rd-4th - Race #2

1.	164	NETHERLANDS			12.060	59.701
		164	KLAASSEN Larissa	NED ¹⁹⁹⁴⁰⁵⁰⁷		
		164	DOLMAN Haliegh	NED ¹⁹⁹⁵⁰⁶¹³		
	163	JAPAN				
		163	KANUMA Yurie	JPN ¹⁹⁸¹⁰⁵²⁰		
		163	TANAKA Mai	JPN ¹⁹⁸⁹¹²²⁵		

Final - Race #1

1.	155	AUSTRALIA			11.379	63.274
		155	GALLAGHER Jessica	AUS ¹⁹⁸⁶⁰³¹⁴		
		155	JANSSEN Madison	AUS ¹⁹⁹⁴¹¹¹³		
	158	GREAT BRITAIN				
		158	THORNHILL Sophie	GBR ¹⁹⁹⁶⁰²⁰⁹		
		158	SCOTT Helen	GBR ¹⁹⁹⁰⁰⁷²⁵		

Final - Race #2

1.	155	AUSTRALIA			11.505	62.581
		155	GALLAGHER Jessica	AUS ¹⁹⁸⁶⁰³¹⁴		
		155	JANSSEN Madison	AUS ¹⁹⁹⁴¹¹¹³		
	158	GREAT BRITAIN				
		158	THORNHILL Sophie	GBR ¹⁹⁹⁶⁰²⁰⁹		
		158	SCOTT Helen	GBR ¹⁹⁹⁰⁰⁷²⁵		

Approved by
the College of Commissaires


Communique #133
Official Final Classification
Women's B Sprint Final Classification

Rang RANK	NOM Prenom NAME		Points
1	AUSTRALIA		
	GALLAGHER Jessica	AUS 19860314	0
	JANSSEN Madison	AUS 19941113	0
2	GREAT BRITAIN		
	THORNHILL Sophie	GBR 19960209	0
	SCOTT Helen	GBR 19900725	0
3	NETHERLANDS		
	KLAASSEN Larissa	NED 19940507	0
	DOLMAN Haliiegh	NED 19950613	0
4	JAPAN		
	KANUMA Yurie	JPN 19810520	0
	TANAKA Mai	JPN 19891225	0
5	GREECE		
	CHALKIADAKI Adamantia	GRE 19861001	0
	MILAKI Argyro	GRE 19920703	0
6	IRELAND		
	DUNLEVY Katie-George	IRL 19811126	0
	MCCRISTAL Eve	IRL 19780728	0
7	POLAND		
	DUZIKOWSKA Anna	POL 19930920	0
	MORYTKO Natalia	POL 19930410	0
8	RUSSIAN FEDERATION		
	SOLOMATINA Maria	RUS 19930312	0
	KOSHELEVA Svetlana	RUS 19820622	0
9	BELGIUM		
	DE COSTER Anita	BEL 19620927	0
	COMMISSARIS Caren	BEL 19940422	0
10	GREECE		
	KANTZA Paraskevi	GRE 19760808	0
	VOUZALI Vasiliki	GRE 19831008	0

Communique #133

Official Final Classification

Women's B Sprint Final Classification

Rang RANK	NOM Prenom NAME	Points
--------------	--------------------	--------

Approved by
the College of Commissaires

Communique #134

Official Results Finales / Final + 3rd-4th Ride

Men's Sprints

20.03.2016

Race distance : 6 laps

Serie HEAT	Rang RANK	Dossard BIB	Nom NAME	Pays NAT	Temp TIME	Km/H
---------------	--------------	----------------	-------------	-------------	--------------	------

3rd-4th - Race #1

1.	11	GREAT BRITAIN			10.361	69.491
		11	BALL James	GBR ⁹⁹¹⁰⁶²⁴		
		11	MACLEAN Craig	GBR ⁹⁷¹⁰⁷³¹		
	10	SPAIN				
		10	PORTO LAREO Jose Enrique	ESP ¹⁹⁷⁷¹⁰²¹		
		10	ESCUREDO RAIMONDEZ Jose Antonio	ESP ¹⁹⁷⁰⁰¹¹⁹		

3rd-4th - Race #2

1.	11	GREAT BRITAIN			10.554	68.221
		11	BALL James	GBR ⁹⁹¹⁰⁶²⁴		
		11	MACLEAN Craig	GBR ⁹⁷¹⁰⁷³¹		
	10	SPAIN				
		10	PORTO LAREO Jose Enrique	ESP ¹⁹⁷⁷¹⁰²¹		
		10	ESCUREDO RAIMONDEZ Jose Antonio	ESP ¹⁹⁷⁰⁰¹¹⁹		

Final - Race #1

1.	13	GREAT BRITAIN			10.578	68.066
		13	FACHIE Neil	GBR ⁹⁸⁴⁰³¹²		
		13	MITCHELL Peter	GBR ⁹⁹⁰⁰¹¹²		
	23	NETHERLANDS				
		23	BANGMA Tristan	NED ¹⁹⁹⁷¹⁰⁰⁶		
		23	MULDER Teun	NED ¹⁹⁸¹⁰⁶¹⁸		

Final - Race #2

1.	13	GREAT BRITAIN			10.615	67.829
		13	FACHIE Neil	GBR ⁹⁸⁴⁰³¹²		
		13	MITCHELL Peter	GBR ⁹⁹⁰⁰¹¹²		
	23	NETHERLANDS				
		23	BANGMA Tristan	NED ¹⁹⁹⁷¹⁰⁰⁶		
		23	MULDER Teun	NED ¹⁹⁸¹⁰⁶¹⁸		

Approved by
the College of Commissaires



Communique #135

Official Final Classification

Men's B Sprint Final Classification

Rang RANK	NOM Prenom NAME		Points
1	GREAT BRITAIN		
	FACHIE Neil	GBR 19840312	0
	MITCHELL Peter	GBR 19900112	0
2	NETHERLANDS		
	BANGMA Tristan	NED 19971006	0
	MULDER Teun	NED 19810618	0
3	GREAT BRITAIN		
	BALL James	GBR 19910624	0
	MACLEAN Craig	GBR 19710731	0
4	SPAIN		
	PORTO LAREO Jose Enrique	ESP 19771021	0
	ESCUREDO RAIMONDEZ Jose Antonio	ESP 19700119	0
5	NETHERLANDS		
	DE VRIES Stephen	NED 19951117	0
	BOS Patrick	NED 19870820	0
6	RUSSIAN FEDERATION		
	TIUTIN Leonid	RUS 19871208	0
	SPIRIN Artur	RUS 19841121	0
7	AUSTRALIA		
	KENNEDY Paul	AUS 19780310	0
	YALLOURIS Nicholas	AUS 19940224	0
8	AUSTRALIA		
	MODRA Kieran	AUS 19720327	0
	EDWARDS David	AUS 19930421	0
9	SPAIN		
	AVILA RODRIGUEZ Ignacio	ESP 19790119	0
	FONT BERTOLI Joan	ESP 19850831	0
10	MALAYSIA		
	RIZAN Muhammad Afiq A	MAS 19960322	0
	MOHD FAIZAL Mohamed Noh	MAS 19840905	0


Communique #135
Official Final Classification
Men's B Sprint Final Classification

Rang RANK	NOM Prenom NAME		Points
11	POLAND		
	POLAK Marcin	POL 19821125	0
	LADOSZ Michal	POL 19840209	0
12	GREECE		
	BARAKAS Athanasios	GRE 19711022	0
	TROULINOS Konstantinos	GRE 19810704	0
13	USA		
	TRIPLETT Chester	USA 19790425	0
	KNOTT Kyle	USA 19860725	0
14	ARGENTINA		
	VILLALBA Raul	ARG 19781020	0
	ROMERO Ezequiel	ARG 19770224	0
15	KOREA		
	KIM Jonggiu	KOR 19840417	0
	SONG Jonghoon	KOR 19920810	0
16	IRELAND		
	RYAN Peter	IRL 19900429	0
	HAHESSY Sean	IRL 19950603	0
17	MALAYSIA		
	AHMAD BAJURI Aiman Asyraff	MAS 19950113	0
	MOHAMAD HAFIZ Muhamed Sufian	MAS 19860712	0
18	HUNGARY		
	BUTU Arnold Csaba	HUN 19690220	0
	GARAMSZEGI Laszlo	HUN 19780122	0
19	AUSTRIA		
	BITZINGER Patrick	AUT 19950104	0
	TENOR Wolfgang	AUT 19700601	0

Approved by
the College of Commissaires



**DECISIONS OF THE PANEL OF COMMISSAIRES
DECISIONS DU COLLEGE DES COMMISSAIRES
DECISIONE DEL COLLEGIO DEI COMMISSARI**

**SUNDAY 20 MARCH 2016
DIMANCHE 20 MARS 2016
DOMENICA 20 MARZO 2016**

INFRIGEMENTS / SANCTIONS / SANZIONI

MEN'S B – SPRINTS (Qualifying)

1.3.072.1: Non Regulation clothing.

Fine : CHF 100

Rider # 20 – KIM Jonggiu (KOR19840417) / pilot : SONG Jonghoon (KOR19920810)

MIXED TEAM SPRINT (Qualifying)

Application of article 3.2.153

Relegations

Team # 204 – SOUTH AFRICA (BURNS Roxanne / ODENDAAL Juan / WILSON Dane)

Team # 208 – ITALY (MASINI Giancarlo / PITTACOLO Michele / TARLAO Andrea)



NATION'S FINAL RANKING

Rank	Nation	Men			Women			TOTAL			Total	Rank Total
		G	S	B	G	S	B	G	S	B		
1	GBR - GREAT BRITAIN	4	2	2	4	4	2	8	6	4	18	1
2	CHI - CHINA	0	3	1	6	2	1	6	5	2	13	3
3	AUS - AUSTRALIA	3	3	2	1	2	3	4	5	5	14	2
4	NED – NETHERLANDS	1	2	1	2	1	2	3	3	3	9	4
5	USA - UNITED STATES	2	0	0	1	0	1	3	0	1	4	6
6	CAN - CANADA	2	0	1	0	1	0	2	1	1	4	7
7	RUS - RUSSIA	1	1	3	0	0	0	1	1	3	5	5
8	ESP – SPAIN	1	1	2	0	0	0	1	1	2	4	8
9	SVK - SLOVAKIA	1	1	0	0	0	0	1	1	0	2	11
10	NZL - NEW ZEALAND	0	0	0	1	0	1	1	0	1	2	12
10	POL – POLAND	0	0	0	1	0	1	1	0	1	2	12
12	GER - GERMANY	0	0	0	0	2	1	0	2	1	3	9
13	COL – COLOMBIA	0	0	1	0	1	1	0	1	2	3	10
14	IRL – IRELAND	0	1	1	0	0	0	0	1	1	2	14
15	ITA – ITALY	0	1	0	0	0	0	0	1	0	1	16
15	JPN - JAPAN	0	0	0	0	1	0	0	1	0	1	16
17	ARG - ARGENTINA	0	0	1	0	0	1	0	0	2	2	15
18	UKR - UKRAINA	0	0	1	0	0	0	0	0	1	1	18
	TOTAL	15	15	16	16	14	14	31	29	30	90	

Medallist by Event / Médailles par épreuve
Communiqué 138

Event Name	Date	Medal	Name	Nat
Men C1 / 1000 m TT	18th March 2016	GOLD	NIJHUIS Arnold	NED
		SILVER	LI Zhangyu	CHN
		BRONZE	LOPEZ Rodrigo Frenand	ARG
Men C2 / 1000 m TT	18th March 2016	GOLD	CHERNOVE Tristen	CAN
		SILVER	XIE Hao	CHN
		BRONZE	ROLFE Louis	GBR
Men C3 / 1000 m TT	18th March 2016	GOLD	BERENYI Joseph	USA
		SILVER	OBYDENNOV Alexsey	RUS
		BRONZE	BATUKOV Sergey	RUS
		BRONZE	SANTAS ASENSIO Eduardo	ESP
Men C4 / 1000 m TT	17th March 2016	GOLD	CUNDY Jody	GBR
		SILVER	METELKA Jozef	SVK
		BRONZE	WEI Guoping	CHN
Men C5 / 1000 m TT	17th March 2016	GOLD	CABELLO LLAMAS Alfonso	ESP
		SILVER	BUTTERWORTH Jon-Allan	GBR
		BRONZE	DONOHUE Alistair	AUS
Men B / 1000 m TT	19th March 2016	GOLD	FACHIE Neil / MITCHELL Peter	GBR
		SILVER	BANGMA Tristan / MULDER Teun	NED
		BRONZE	DE VRIES Stephen / BOS Patrick	NED
Men C1 / 3 km Pursuit	17th March 2016	GOLD	LI Zhangyu	CHN
		SILVER	WILSON Ross	CAN
		BRONZE	NIJHUIS Arnold	NED
Men C2 / 3 km Pursuit	17th March 2016	GOLD	CHERNOVE Tristen	CAN
		SILVER	LYNCH Colin	IRL
		BRONZE	GILMUTDINOV Arslan	RUS
Men C3 / 3 km Pursuit	17th March 2016	GOLD	BERENYI Joseph	USA
		SILVER	NICHOLAS David	AUS
		BRONZE	CLIFFORD Eoghan	IRL
Men C4 / 4 km Pursuit	19th March 2016	GOLD	METELKA Jozef	SVK
		SILVER	BRIDGWOOD Kyle	AUS
		BRONZE	PUDOV Sergey	RUS
Men C5 / 4 km Pursuit	19th March 2016	GOLD	GALLAGHER Michael	AUS
		SILVER	DONOHUE Alistair	AUS
		BRONZE	DEMENTYEV Yehor	RUS

Event Name	Date	Medal	Name	Nat
Men B / 4 km Pursuit	18th March 2016	GOLD	MODRA Kieran / EDWARDS David	AUS
		SILVER	AVILA RODRIGUEZ Ignacio / FONT BERTOLI Joan	ESP
		BRONZE	CHALIFOUR Daniel / LACHANCE Jean Michel	CAN
Men B / Sprint	20th March 2016	GOLD	FACHIE Neil / MITCHELL Peter	GBR
		SILVER	BANGMA Tristan / MULDER Teun	NED
		BRONZE	BALL James / MACLEAN Craig	GBR
Men C1-2-3 / Scratch	20th March 2016	GOLD	OBYDENNOV Alexsey	RUS
		SILVER	ANOBILE Fabio	ITA
		BRONZE	MUNOZ MARIN Esneider	COL
Men C4-5 / Scratch	20th March 2016	GOLD	BRIDGWOOD Kyle	AUS
		SILVER	GILDEA Jonathan	GBR
		BRONZE	DONOHUE Alistair	AUS
Women C1/ 500 m TT	18th March 2016	GOLD	LI Jieli	CHN
Women C2/ 500 m TT	18th March 2016	GOLD	NORBRIUS Alyda	NED
		SILVER	REID Amanda	AUS
		BRONZE	SONG Zhenling	CHN
Women C3 / 500 m TT	18th March 2016	GOLD	GIGLIA Megan	GBR
		SILVER	SCHINDLER Denise	GER
		BRONZE	WHITMORE Jamie	USA
Women C4/ 500 m TT	17th March 2016	GOLD	COX Kadeena	GBR
		SILVER	RUAN Jianping	CHN
		BRONZE	HORAN Katherine	NZL
Women C5 / 500 m TT	17th March 2016	GOLD	ZHOU Jufang	CHN
		SILVER	STOREY Sarah	GBR
		BRONZE	LANE Crystal	GBR
Women B / 1000 m TT	19th March 2016	GOLD	KLAASSEN Larissa / DOLMAN Haliiegh	NED
		SILVER	THORNHILL Sophie / SCOTT Helen	GBR
		BRONZE	GALLAGHER Jessica / JANSSEN Madison	AUS
Women C1 / 3 km Pursuit	17th March 2016	GOLD	LI Jieli	CHN
Women C2 / 3 km Pursuit	17th March 2016	GOLD	ZENG Sini	CHN
		SILVER	NORBRIUS Alyda	NED
		BRONZE	MUNEVAR Daniela Carolin	COL
Women C3 / 3 km Pursuit	17th March 2016	GOLD	GIGLIA Megan	GBR
		SILVER	SCHINDLER Denise	GER
		BRONZE	KENNEDY Simone	AUS

Communiqué 138

Event Name	Date	Medal	Name	Nat
Women C4/ 3 km Pursuit	19th March 2016	GOLD	MORELLI Shawn	USA
		SILVER	POWELL Susan	AUS
		BRONZE	LISNEY Alexandra	AUS
Women C5 / 3 km Pursuit	19th March 2016	GOLD	STOREY Sarah	GBR
		SILVER	ZHOU Jufang	CHN
		BRONZE	HARKOWSKA Anna	POL
Women B / 3 km Pursuit	18th March 2016	GOLD	FOY Emma / THOMPSON Laura	NZL
		SILVER	KANUMA Yurie / TANAKA Ma	JPN
		BRONZE	TURNHAM Lora / HALL Corrine	GBR
Women B/ Sprint	20th March 2016	GOLD	GALLAGHER Jessica / JANSSEN Madison	AUS
		SILVER	THORNHILL Sophie / SCOTT Helen	GBR
		BRONZE	KLAASSEN Larissa / DOLMAN Haliegh	NED
Women C1-2-3 / Scratch	18th March 2016	GOLD	ZENG Sini	CHN
		SILVER	MUNEVAR Daniela	COL
		BRONZE	SCHINDLER Denise	GER
Women C4-5 / Scratch	19th March 2016	GOLD	HARKOWSKA Anna	POL
		SILVER	STOREY Sarah	GBR
		BRONZE	DELGADO Mariela Analia	ARG
Mixed C1-5 / Team Sprint	20th March 2016	GOLD	ROLFE Louis / BUTTERWORTH Jon-Allan / CUNDY Jody	GBR
		SILVER	XIE Hao / WEI Guoping / LIU Xinyang	CHN
		BRONZE	GRANADOS ALKORTA A. / SANTAS ASENSIO Ed. / CABELLOS	ESP

RECORDS BROKEN As of 20th March 2016
 RECORDS BATTUS au 20 mars 2016-03-18
 RECORDS BATTUTI al 20 marzo 2016

EVENT	PHASE	NAME	NPC	TIME	RECORD
<i>Women's 500 M T. Trial (C 1)</i>	Final	LI Jieli	CHN	44.439	WR
<i>Women's 500 M T. Trial (C 3)</i>	Final	GIGLIA Megan	GBR	41.761	WR
<i>Women's 500 M T. Trial (C 4)</i>	Final	COX Kateena	GBR	37.456	WR
<i>Men's 1km Time Trial (C1)</i>	Final	NIJHUIS Arnoud	NED	1.12.423	WR
<i>Women's Individual Pursuit (C3)</i>	Qualifying	GIGLIA Megan	GBR	4.06.756	WR
<i>Women's Individual Pursuit (C4)</i>	Finals	MORELLI Shawn	USA	3.55.006	WR
<i>Men's 3 km Individual Pursuit (C 1)</i>	Qualifying	LI Zhangyu	CHN	3.51.961	WR
<i>Men's 4 km Individual Pursuit (C4)</i>	Qualifyng	METELKA Josef	SVK	4.26.924	WR
<i>Women's Sprint (B)</i>	Qualifyng 200 m	GALLAGHER Jessica Pilot : JANSSEN Madison	AUS	11.045	WR
<i>Mixed Team Sprint (Mx C1-5)</i>	Final	ROLFE Louis BUTTERWORTH Jon-Allan CUNDY Jody	GBR	49.230	WR

COLLEGE DES COMMISSAIRES / PANEL OF COMMISSAIRES / COLLEGIO DEI COMMISSARI



Women's C2 3km Pursuit Qualification

17.03.2016 - Session 1

WORLD RECORD: 4:07.454 NORBRUIS Alyda (NED) - Aguascalientes (MEX) 12.04.2014

Audit Trail for 188 MUNEVAR, Daniela Carolin

Laps To Go	Stage	Time	Section	Diff +/-
11.5	int	18.319	18.319	+4.010
11.0	lap 1	28.978	10.659	+4.964
10.5	int	38.865	9.887	+5.068
10.0	lap 2	48.660	9.795	+4.894
9.5	int	58.520	9.860	+4.502
9.0	lap 3	1:08.583	10.063	+4.096
8.5	int	1:18.761	10.178	+3.756
8.0	lap 4	1:29.092	10.331	+3.559
7.5	int	1:39.601	10.509	+3.534
7.0	lap 5	1:50.281	10.680	+3.631
6.5	int	2:00.975	10.694	+3.792
6.0	lap 6	2:11.738	10.763	+4.030
5.5	int	2:22.548	10.810	+4.318
5.0	lap 7	2:33.523	10.975	+4.681
4.5	int	2:44.489	10.966	+4.973
4.0	lap 8	2:55.451	10.962	+5.244
3.5	int	3:06.444	10.993	+5.619
3.0	lap 9	3:17.427	10.983	+5.889
2.5	int	3:28.395	10.968	+6.209
2.0	lap 10	3:39.402	11.007	+6.526
1.5	int	3:50.373	10.971	+6.873
1.0	lap 11	4:01.364	10.991	+6.428
0.5	int	4:12.165	10.801	+7.398

Laps To Go	Stage	Time	Section	Diff +/-
0.0	FINISH	4:23.112	10.947	+8.213

Fastest 2 riders will race for gold, and 3rd and 4th riders will race for bronze.





Women's C2 3km Pursuit Qualification

17.03.2016 - Session 1

WORLD RECORD: 4:07.454 NORBRUIS Alyda (NED) - Aguascalientes (MEX) 12.04.2014


Audit Trail for 185 REID, Amanda

Laps To Go	Stage	Time	Section	Diff +/-
11.5	int	16.554	16.554	+2.245
11.0	lap 1	26.918	10.364	+2.904
10.5	int	36.867	9.949	+3.070
10.0	lap 2	46.639	9.772	+2.873
9.5	int	56.439	9.800	+2.421
9.0	lap 3	1:06.280	9.841	+1.793
8.5	int	1:16.384	10.104	+1.379
8.0	lap 4	1:26.801	10.417	+1.268
7.5	int	1:37.687	10.886	+1.620
7.0	lap 5	1:48.986	11.299	+2.336
6.5	int	2:00.626	11.640	+3.443
6.0	lap 6	2:12.348	11.722	+4.640
5.5	int	2:24.075	11.727	+5.845
5.0	lap 7	2:35.938	11.863	+7.096
4.5	int	2:47.742	11.804	+8.226
4.0	lap 8	2:59.658	11.916	+9.451
3.5	int	3:11.402	11.744	+10.577
3.0	lap 9	3:23.358	11.956	+11.820
2.5	int	3:35.105	11.747	+12.919
2.0	lap 10	3:47.132	12.027	+14.256
1.5	int	3:59.342	12.210	+15.842
1.0	lap 11	4:11.620	12.278	+16.684
0.5	int	4:23.523	11.903	+18.756

Laps To Go	Stage	Time	Section	Diff +/-
0.0	FINISH	4:35.293	11.770	+20.394

Fastest 2 riders will race for gold, and 3rd and 4th riders will race for bronze.





Women's C2 3km Pursuit Qualification

17.03.2016 - Session 1

WORLD RECORD: 4:07.454 NORBRUIS Alyda (NED) - Aguascalientes (MEX) 12.04.2014

Audit Trail for 189 DIEPOLDOVA, Tereza

Laps To Go	Stage	Time	Section	Diff +/-
11.5	int	19.131	19.131	+4.822
11.0	lap 1	30.394	11.263	+6.380
10.5	int	41.041	10.647	+7.244
10.0	lap 2	51.777	10.736	+8.011
9.5	int	1:02.793	11.016	+8.775
9.0	lap 3	1:14.161	11.368	+9.674
8.5	int	1:25.758	11.597	+10.753
8.0	lap 4	1:37.676	11.918	+12.143
7.5	int	1:49.649	11.973	+13.582
7.0	lap 5	2:01.691	12.042	+15.041
6.5	int	2:13.768	12.077	+16.585
6.0	lap 6	2:25.846	12.078	+18.138
5.5	int	2:37.948	12.102	+19.718
5.0	lap 7	2:50.119	12.171	+21.277
4.5	int	3:02.387	12.268	+22.871
4.0	lap 8	3:14.721	12.334	+24.514
3.5	int	3:27.061	12.340	+26.236
3.0	lap 9	3:39.475	12.414	+27.937
2.5	int	3:51.888	12.413	+29.702
2.0	lap 10	4:04.266	12.378	+31.390
1.5	int	4:16.559	12.293	+33.059
1.0	lap 11	4:28.863	12.304	+33.927
0.5	int	4:41.162	12.299	+36.395

Laps To Go	Stage	Time	Section	Diff +/-
0.0	FINISH	4:53.482	12.320	+38.583

Fastest 2 riders will race for gold, and 3rd and 4th riders will race for bronze.





Women's C2 3km Pursuit Qualification

17.03.2016 - Session 1

WORLD RECORD: 4:07.454 NORBRUIS Alyda (NED) - Aguascalientes (MEX) 12.04.2014

Audit Trail for 191 HURST, Sally

Laps To Go	Stage	Time	Section	Diff +/-
11.5	int	19.970	19.970	+5.661
11.0	lap 1	31.763	11.793	+7.749
10.5	int	42.883	11.120	+9.086
10.0	lap 2	53.779	10.896	+10.013
9.5	int	1:04.813	11.034	+10.795
9.0	lap 3	1:16.030	11.217	+11.543
8.5	int	1:27.535	11.505	+12.530
8.0	lap 4	1:39.221	11.686	+13.688
7.5	int	1:51.056	11.835	+14.989
7.0	lap 5	2:02.963	11.907	+16.313
6.5	int	2:14.915	11.952	+17.732
6.0	lap 6	2:26.856	11.941	+19.148
5.5	int	2:38.815	11.959	+20.585
5.0	lap 7	2:50.796	11.981	+21.954
4.5	int	3:02.849	12.053	+23.333
4.0	lap 8	3:14.972	12.123	+24.765
3.5	int	3:27.095	12.123	+26.270
3.0	lap 9	3:39.263	12.168	+27.725
2.5	int	3:51.392	12.129	+29.206
2.0	lap 10	4:03.543	12.151	+30.667
1.5	int	4:15.735	12.192	+32.235
1.0	lap 11	4:27.903	12.168	+32.967
0.5	int	4:40.102	12.199	+35.335

Laps To Go	Stage	Time	Section	Diff +/-
0.0	FINISH	4:52.226	12.124	+37.327

Fastest 2 riders will race for gold, and 3rd and 4th riders will race for bronze.





Women's C2 3km Pursuit Qualification

17.03.2016 - Session 1

WORLD RECORD: 4:07.454 NORBRUIS Alyda (NED) - Aguascalientes (MEX) 12.04.2014

Audit Trail for 193 JONES, Allison

Laps To Go	Stage	Time	Section	Diff +/-
11.5	int	16.234	16.234	+1.925
11.0	lap 1	26.982	10.748	+2.968
10.5	int	37.428	10.446	+3.631
10.0	lap 2	47.759	10.331	+3.993
9.5	int	58.123	10.364	+4.105
9.0	lap 3	1:08.568	10.445	+4.081
8.5	int	1:19.116	10.548	+4.111
8.0	lap 4	1:29.705	10.589	+4.172
7.5	int	1:40.341	10.636	+4.274
7.0	lap 5	1:51.023	10.682	+4.373
6.5	int	2:01.784	10.761	+4.601
6.0	lap 6	2:12.611	10.827	+4.903
5.5	int	2:23.416	10.805	+5.186
5.0	lap 7	2:34.199	10.783	+5.357
4.5	int	2:45.038	10.839	+5.522
4.0	lap 8	2:55.938	10.900	+5.731
3.5	int	3:06.907	10.969	+6.082
3.0	lap 9	3:17.914	11.007	+6.376
2.5	int	3:29.072	11.158	+6.886
2.0	lap 10	3:40.414	11.342	+7.538
1.5	int	3:51.796	11.382	+8.296
1.0	lap 11	4:03.325	11.529	+8.389
0.5	int	4:14.882	11.557	+10.115

Laps To Go	Stage	Time	Section	Diff +/-
0.0	FINISH	4:26.479	11.597	+11.580

Fastest 2 riders will race for gold, and 3rd and 4th riders will race for bronze.





Women's C2 3km Pursuit Qualification

17.03.2016 - Session 1

WORLD RECORD: 4:07.454 NORBRUIS Alyda (NED) - Aguascalientes (MEX) 12.04.2014

Audit Trail for 187 ZENG, Sini

Laps To Go	Stage	Time	Section	Diff +/-
11.5	int	18.291	18.291	+3.982
11.0	lap 1	29.213	10.922	+5.199
10.5	int	39.236	10.023	+5.439
10.0	lap 2	49.040	9.804	+5.274
9.5	int	58.872	9.832	+4.854
9.0	lap 3	1:08.777	9.905	+4.290
8.5	int	1:18.815	10.038	+3.810
8.0	lap 4	1:28.911	10.096	+3.378
7.5	int	1:39.081	10.170	+3.014
7.0	lap 5	1:49.285	10.204	+2.635
6.5	int	1:59.498	10.213	+2.315
6.0	lap 6	2:09.787	10.289	+2.079
5.5	int	2:20.226	10.439	+1.996
5.0	lap 7	2:30.733	10.507	+1.891
4.5	int	2:41.277	10.544	+1.761
4.0	lap 8	2:51.784	10.507	+1.577
3.5	int	3:02.323	10.539	+1.498
3.0	lap 9	3:12.923	10.600	+1.385
2.5	int	3:23.518	10.595	+1.332
2.0	lap 10	3:34.057	10.539	+1.181
1.5	int	3:44.656	10.599	+1.156
1.0	lap 11	3:55.207	10.551	+0.271
0.5	int	4:05.749	10.542	+0.982

Laps To Go	Stage	Time	Section	Diff +/-
0.0	FINISH	4:16.251	10.502	+1.352

Fastest 2 riders will race for gold, and 3rd and 4th riders will race for bronze.





Women's C2 3km Pursuit Qualification

17.03.2016 - Session 1

WORLD RECORD: 4:07.454 NORBRUIS Alyda (NED) - Aguascalientes (MEX) 12.04.2014


Audit Trail for 192 NORBRUIS, Alyda

Laps To Go	Stage	Time	Section	Diff +/-
11.5	int	14.309	14.309	+0.000
11.0	lap 1	24.014	9.705	+0.000
10.5	int	33.797	9.783	+0.000
10.0	lap 2	43.766	9.969	+0.000
9.5	int	54.018	10.252	+0.000
9.0	lap 3	1:04.487	10.469	+0.000
8.5	int	1:15.005	10.518	+0.000
8.0	lap 4	1:25.533	10.528	+0.000
7.5	int	1:36.067	10.534	+0.000
7.0	lap 5	1:46.650	10.583	+0.000
6.5	int	1:57.183	10.533	+0.000
6.0	lap 6	2:07.708	10.525	+0.000
5.5	int	2:18.230	10.522	+0.000
5.0	lap 7	2:28.842	10.612	+0.000
4.5	int	2:39.516	10.674	+0.000
4.0	lap 8	2:50.207	10.691	+0.000
3.5	int	3:00.825	10.618	+0.000
3.0	lap 9	3:11.538	10.713	+0.000
2.5	int	3:22.186	10.648	+0.000
2.0	lap 10	3:32.876	10.690	+0.000
1.5	int	3:43.500	10.624	+0.000
1.0	lap 11	3:54.936	11.436	+0.000
0.5	int	4:04.767	9.831	+0.000

Laps To Go	Stage	Time	Section	Diff +/-
0.0	FINISH	4:14.899	10.132	+0.000

Fastest 2 riders will race for gold, and 3rd and 4th riders will race for bronze.





Women's C2 3km Pursuit Qualification

17.03.2016 - Session 1

WORLD RECORD: 4:07.454 NORBRUIS Alyda (NED) - Aguascalientes (MEX) 12.04.2014

Audit Trail for 186 SONG, Zhenling

Laps To Go	Stage	Time	Section	Diff +/-
11.5	int	16.376	16.376	+2.067
11.0	lap 1	26.611	10.235	+2.597
10.5	int	36.581	9.970	+2.784
10.0	lap 2	46.593	10.012	+2.827
9.5	int	56.753	10.160	+2.735
9.0	lap 3	1:07.063	10.310	+2.576
8.5	int	1:17.610	10.547	+2.605
8.0	lap 4	1:28.353	10.743	+2.820
7.5	int	1:39.311	10.958	+3.244
7.0	lap 5	1:50.437	11.126	+3.787
6.5	int	2:01.660	11.223	+4.477
6.0	lap 6	2:13.035	11.375	+5.327
5.5	int	2:24.383	11.348	+6.153
5.0	lap 7	2:35.726	11.343	+6.884
4.5	int	2:46.965	11.239	+7.449
4.0	lap 8	2:58.161	11.196	+7.954
3.5	int	3:09.319	11.158	+8.494
3.0	lap 9	3:20.482	11.163	+8.944
2.5	int	3:31.579	11.097	+9.393
2.0	lap 10	3:42.736	11.157	+9.860
1.5	int	3:53.798	11.062	+10.298
1.0	lap 11	4:06.234	12.436	+11.298
0.5	int	4:15.591	9.357	+10.824

Laps To Go	Stage	Time	Section	Diff +/-
0.0	FINISH	4:26.214	10.623	+11.315

Fastest 2 riders will race for gold, and 3rd and 4th riders will race for bronze.



Women's C2 3km Pursuit Qualification

17.03.2016 - Session 1

WORLD RECORD: 4:07.454 NORBRUIS Alyda (NED) - Aguascalientes (MEX) 12.04.2014

Audit Trail for
186 SONG, Zhenling

Approved by 
the College of Commisaires

Fastest 2 riders will race for gold, and 3rd and 4th riders will race for bronze.



Women's C3 3km Pursuit Qualification

17.03.2016 - Session 1

WORLD RECORD: 4:07.487 WHITMORE CARDENAS Jamie (USA) - Aguascalientes (MEX)

Audit Trail for 203 BURNS, Roxanne

Laps To Go	Stage	Time	Section	Diff +/-
11.5	int	16.707	16.707	+1.475
11.0	lap 1	27.657	10.950	+2.642
10.5	int	37.950	10.293	+3.890
10.0	lap 2	48.306	10.356	+5.316
9.5	int	58.928	10.622	+6.898
9.0	lap 3	1:09.909	10.981	+8.662
8.5	int	1:21.257	11.348	+10.644
8.0	lap 4	1:33.042	11.785	+12.890
7.5	int	1:45.287	12.245	+15.440
7.0	lap 5	1:57.909	12.622	+18.263
6.5	int	2:10.556	12.647	+21.026
6.0	lap 6	2:23.504	12.948	+23.999
5.5	int	2:36.507	13.003	+26.916
5.0	lap 7	2:49.587	13.080	+29.180
4.5	int	3:02.566	12.979	+31.257
4.0	lap 8	3:15.638	13.072	+35.168
3.5	int	3:28.574	12.936	+37.786
3.0	lap 9	3:41.574	13.000	+40.299
2.5	int	3:54.081	12.507	+42.161
2.0	lap 10	4:06.533	12.452	+43.849
1.5	int	4:19.061	12.528	+45.453
1.0	lap 11	4:31.569	12.508	+46.962
0.5	int	4:43.592	12.023	+47.951

Laps To Go	Stage	Time	Section	Diff +/-
0.0	FINISH	4:56.063	12.471	+49.307

Fastest 2 riders will race for gold, and 3rd and 4th riders will race for bronze.





Women's C3 3km Pursuit Qualification

17.03.2016 - Session 1

WORLD RECORD: 4:07.487 WHITMORE CARDENAS Jamie (USA) - Aguascalientes (MEX)

Audit Trail for 202 SCHINDLER, Denise

Laps To Go	Stage	Time	Section	Diff +/-
11.5	int	15.232	15.232	+0.000
11.0	lap 1	25.205	9.973	+0.190
10.5	int	34.879	9.674	+0.819
10.0	lap 2	44.583	9.704	+1.593
9.5	int	54.363	9.780	+2.333
9.0	lap 3	1:04.278	9.915	+3.031
8.5	int	1:14.314	10.036	+3.701
8.0	lap 4	1:24.420	10.106	+4.268
7.5	int	1:34.681	10.261	+4.834
7.0	lap 5	1:45.035	10.354	+5.389
6.5	int	1:55.546	10.511	+6.016
6.0	lap 6	2:06.093	10.547	+6.588
5.5	int	2:16.667	10.574	+7.076
5.0	lap 7	2:27.345	10.678	+6.938
4.5	int	2:38.029	10.684	+6.720
4.0	lap 8	2:48.748	10.719	+8.278
3.5	int	2:59.514	10.766	+8.726
3.0	lap 9	3:10.233	10.719	+8.958
2.5	int	3:20.991	10.758	+9.071
2.0	lap 10	3:31.877	10.886	+9.193
1.5	int	3:42.764	10.887	+9.156
1.0	lap 11	3:53.715	10.951	+9.108
0.5	int	4:04.678	10.963	+9.037

Laps To Go	Stage	Time	Section	Diff +/-
0.0	FINISH	4:15.825	11.147	+9.069

Fastest 2 riders will race for gold, and 3rd and 4th riders will race for bronze.





Women's C3 3km Pursuit Qualification

17.03.2016 - Session 1

WORLD RECORD: 4:07.487 WHITMORE CARDENAS Jamie (USA) - Aguascalientes (MEX)

Audit Trail for 200 KENNEDY, Simone

Laps To Go	Stage	Time	Section	Diff +/-
11.5	int	16.821	16.821	+1.589
11.0	lap 1	26.867	10.046	+1.852
10.5	int	36.204	9.337	+2.144
10.0	lap 2	45.365	9.161	+2.375
9.5	int	54.697	9.332	+2.667
9.0	lap 3	1:04.257	9.560	+3.010
8.5	int	1:14.017	9.760	+3.404
8.0	lap 4	1:24.003	9.986	+3.851
7.5	int	1:34.312	10.309	+4.465
7.0	lap 5	1:44.796	10.484	+5.150
6.5	int	1:55.424	10.628	+5.894
6.0	lap 6	2:06.248	10.824	+6.743
5.5	int	2:17.143	10.895	+7.552
5.0	lap 7	2:28.101	10.958	+7.694
4.5	int	2:39.069	10.968	+7.760
4.0	lap 8	2:50.128	11.059	+9.658
3.5	int	3:01.220	11.092	+10.432
3.0	lap 9	3:12.398	11.178	+11.123
2.5	int	3:23.681	11.283	+11.761
2.0	lap 10	3:35.105	11.424	+12.421
1.5	int	3:46.629	11.524	+13.021
1.0	lap 11	3:58.251	11.622	+13.644
0.5	int	4:09.795	11.544	+14.154

Laps To Go	Stage	Time	Section	Diff +/-
0.0	FINISH	4:21.323	11.528	+14.567

Fastest 2 riders will race for gold, and 3rd and 4th riders will race for bronze.





Women's C3 3km Pursuit Qualification

17.03.2016 - Session 1

WORLD RECORD: 4:07.487 WHITMORE CARDENAS Jamie (USA) - Aguascalientes (MEX)

Audit Trail for 204 WHITMORE, Jamie

Laps To Go	Stage	Time	Section	Diff +/-
11.5	int	15.549	15.549	+0.317
11.0	lap 1	25.891	10.342	+0.876
10.5	int	35.785	9.894	+1.725
10.0	lap 2	45.777	9.992	+2.787
9.5	int	55.856	10.079	+3.826
9.0	lap 3	1:06.063	10.207	+4.816
8.5	int	1:16.316	10.253	+5.703
8.0	lap 4	1:26.707	10.391	+6.555
7.5	int	1:37.111	10.404	+7.264
7.0	lap 5	1:47.613	10.502	+7.967
6.5	int	1:58.135	10.522	+8.605
6.0	lap 6	2:08.767	10.632	+9.262
5.5	int	2:19.408	10.641	+9.817
5.0	lap 7	2:30.132	10.724	+9.725
4.5	int	2:40.850	10.718	+9.541
4.0	lap 8	2:51.507	10.657	+11.037
3.5	int	3:01.999	10.492	+11.211
3.0	lap 9	3:12.631	10.632	+11.356
2.5	int	3:23.267	10.636	+11.347
2.0	lap 10	3:34.120	10.853	+11.436
1.5	int	3:45.497	11.377	+11.889
1.0	lap 11	3:56.533	11.036	+11.926
0.5	int	4:07.499	10.966	+11.858

Laps To Go	Stage	Time	Section	Diff +/-
0.0	FINISH	4:18.140	10.641	+11.384

Fastest 2 riders will race for gold, and 3rd and 4th riders will race for bronze.





Women's C3 3km Pursuit Qualification

17.03.2016 - Session 1

WORLD RECORD: 4:07.487 WHITMORE CARDENAS Jamie (USA) - Aguascalientes (MEX)

Audit Trail for 201 GIGLIA, Megan

Laps To Go	Stage	Time	Section	Diff +/-
11.5	int	15.555	15.555	+0.323
11.0	lap 1	25.015	9.460	+0.000
10.5	int	34.060	9.045	+0.000
10.0	lap 2	42.990	8.930	+0.000
9.5	int	52.030	9.040	+0.000
9.0	lap 3	1:01.247	9.217	+0.000
8.5	int	1:10.613	9.366	+0.000
8.0	lap 4	1:20.152	9.539	+0.000
7.5	int	1:29.847	9.695	+0.000
7.0	lap 5	1:39.646	9.799	+0.000
6.5	int	1:49.530	9.884	+0.000
6.0	lap 6	1:59.505	9.975	+0.000
5.5	int	2:09.591	10.086	+0.000
5.0	lap 7	2:20.407	10.816	+0.000
4.5	int	2:31.309	10.902	+0.000
4.0	lap 8	2:40.470	9.161	+0.000
3.5	int	2:50.788	10.318	+0.000
3.0	lap 9	3:01.275	10.487	+0.000
2.5	int	3:11.920	10.645	+0.000
2.0	lap 10	3:22.684	10.764	+0.000
1.5	int	3:33.608	10.924	+0.000
1.0	lap 11	3:44.607	10.999	+0.000
0.5	int	3:55.641	11.034	+0.000

Laps To Go	Stage	Time	Section	Diff +/-
0.0	FINISH	4:06.756	11.115	+0.000

Fastest 2 riders will race for gold, and 3rd and 4th riders will race for bronze.



Women's C3 3km Pursuit Qualification

17.03.2016 - Session 1


WORLD RECORD: 4:07.487 WHITMORE CARDENAS Jamie (USA) - Aguascalientes (MEX)

*Audit Trail for
201 GIGLIA, Megan*

Approved by 
the College of Commissaires

Fastest 2 riders will race for gold, and 3rd and 4th riders will race for bronze.





Men's C1 3km Pursuit Qualification

17.03.2016 - Session 1

WORLD RECORD: 3:53.881 - COLBOURNE Mark Lee (GBR) - LONDON (GBR) 31.08.2012

Audit Trail for 37 ZIRKL, Andreas

Laps To Go	Stage	Time	Section	Diff +/-
11.5	int	18.613	18.613	+4.796
11.0	lap 1	29.437	10.824	+6.387
10.5	int	39.432	9.995	+7.613
10.0	lap 2	49.318	9.886	+8.790
9.5	int	59.275	9.957	+9.962
9.0	lap 3	1:09.453	10.178	+11.281
8.5	int	1:19.855	10.402	+12.764
8.0	lap 4	1:30.488	10.633	+14.539
7.5	int	1:41.386	10.898	+16.326
7.0	lap 5	1:52.430	11.044	+18.125
6.5	int	2:03.596	11.166	+19.910
6.0	lap 6	2:14.904	11.308	+21.588
5.5	int	2:26.331	11.427	+23.249
5.0	lap 7	2:37.826	11.495	+24.940
4.5	int	2:49.465	11.639	+26.796
4.0	lap 8	3:00.837	11.372	+28.270
3.5	int	3:12.131	11.294	+29.699
3.0	lap 9	3:23.563	11.432	+31.284
2.5	int	3:34.994	11.431	+32.870
2.0	lap 10	3:46.455	11.461	+34.402
1.5	int	3:57.936	11.481	+35.917
1.0	lap 11	4:09.465	11.529	+37.468
0.5	int	4:20.981	11.516	+39.048

Laps To Go	Stage	Time	Section	Diff +/-
0.0	FINISH	4:32.442	11.461	+40.481

Fastest 2 riders will race for gold, and 3rd and 4th riders will race for bronze.

NEW WORLD RECORD : Li, Zhangyu (CHN) 3:51.961





Men's C1 3km Pursuit Qualification

17.03.2016 - Session 1

WORLD RECORD: 3:53.881 - COLBOURNE Mark Lee (GBR) - LONDON (GBR) 31.08.2012

Audit Trail for 36 THOMPSON, Darcy

Laps To Go	Stage	Time	Section	Diff +/-
11.5	int	16.166	16.166	+2.349
11.0	lap 1	26.660	10.494	+3.610
10.5	int	36.598	9.938	+4.779
10.0	lap 2	46.316	9.718	+5.788
9.5	int	56.073	9.757	+6.760
9.0	lap 3	1:05.918	9.845	+7.746
8.5	int	1:15.858	9.940	+8.767
8.0	lap 4	1:25.913	10.055	+9.964
7.5	int	1:36.073	10.160	+11.013
7.0	lap 5	1:46.318	10.245	+12.013
6.5	int	1:56.625	10.307	+12.939
6.0	lap 6	2:06.905	10.280	+13.589
5.5	int	2:17.270	10.365	+14.188
5.0	lap 7	2:27.691	10.421	+14.805
4.5	int	2:40.510	12.819	+17.841
4.0	lap 8	2:48.910	8.400	+16.343
3.5	int	2:59.371	10.461	+16.939
3.0	lap 9	3:09.790	10.419	+17.511
2.5	int	3:20.204	10.414	+18.080
2.0	lap 10	3:30.674	10.470	+18.621
1.5	int	3:41.269	10.595	+19.250
1.0	lap 11	3:51.925	10.656	+19.928
0.5	int	4:02.538	10.613	+20.605

Laps To Go	Stage	Time	Section	Diff +/-
0.0	FINISH	4:13.128	10.590	+21.167

Fastest 2 riders will race for gold, and 3rd and 4th riders will race for bronze.

NEW WORLD RECORD : Li, Zhangyu (CHN) 3:51.961





Men's C1 3km Pursuit Qualification

17.03.2016 - Session 1

WORLD RECORD: 3:53.881 - COLBOURNE Mark Lee (GBR) - LONDON (GBR) 31.08.2012

Audit Trail for 38 MILLEY, Jaye

Laps To Go	Stage	Time	Section	Diff +/-
11.5	int	17.659	17.659	+3.842
11.0	lap 1	28.626	10.967	+5.576
10.5	int	38.765	10.139	+6.946
10.0	lap 2	48.671	9.906	+8.143
9.5	int	58.527	9.856	+9.214
9.0	lap 3	1:08.444	9.917	+10.272
8.5	int	1:18.330	9.886	+11.239
8.0	lap 4	1:28.217	9.887	+12.268
7.5	int	1:38.032	9.815	+12.972
7.0	lap 5	1:47.867	9.835	+13.562
6.5	int	1:57.704	9.837	+14.018
6.0	lap 6	2:07.537	9.833	+14.221
5.5	int	2:17.380	9.843	+14.298
5.0	lap 7	2:27.331	9.951	+14.445
4.5	int	2:37.304	9.973	+14.635
4.0	lap 8	2:47.315	10.011	+14.748
3.5	int	2:57.313	9.998	+14.881
3.0	lap 9	3:08.398	11.085	+16.119
2.5	int	3:18.823	10.425	+16.699
2.0	lap 10	3:29.832	11.009	+17.779
1.5	int	3:39.676	9.844	+17.657
1.0	lap 11	3:50.398	10.722	+18.401
0.5	int	4:02.552	12.154	+20.619

Laps To Go	Stage	Time	Section	Diff +/-
0.0	FINISH	4:11.767	9.215	+19.806

Fastest 2 riders will race for gold, and 3rd and 4th riders will race for bronze.

NEW WORLD RECORD : Li, Zhangyu (CHN) 3:51.961





Men's C1 3km Pursuit Qualification

17.03.2016 - Session 1

WORLD RECORD: 3:53.881 - COLBOURNE Mark Lee (GBR) - LONDON (GBR) 31.08.2012

Audit Trail for 45 PUSATERI, Andrea

Laps To Go	Stage	Time	Section	Diff +/-
11.5	int	20.074	20.074	+6.257
11.0	lap 1	32.339	12.265	+9.289
10.5	int	42.934	10.595	+11.115
10.0	lap 2	53.000	10.066	+12.472
9.5	int	1:03.036	10.036	+13.723
9.0	lap 3	1:13.133	10.097	+14.961
8.5	int	1:23.311	10.178	+16.220
8.0	lap 4	1:33.482	10.171	+17.533
7.5	int	1:43.830	10.348	+18.770
7.0	lap 5	1:54.182	10.352	+19.877
6.5	int	2:04.540	10.358	+20.854
6.0	lap 6	2:14.920	10.380	+21.604
5.5	int	2:25.453	10.533	+22.371
5.0	lap 7	2:35.930	10.477	+23.044
4.5	int	2:46.406	10.476	+23.737
4.0	lap 8	2:56.886	10.480	+24.319
3.5	int	3:07.554	10.668	+25.122
3.0	lap 9	3:18.141	10.587	+25.862
2.5	int	3:28.722	10.581	+26.598
2.0	lap 10	3:39.254	10.532	+27.201
1.5	int	3:49.997	10.743	+27.978
1.0	lap 11	4:00.708	10.711	+28.711
0.5	int	4:11.377	10.669	+29.444

Laps To Go	Stage	Time	Section	Diff +/-
0.0	FINISH	4:22.110	10.733	+30.149

Fastest 2 riders will race for gold, and 3rd and 4th riders will race for bronze.

NEW WORLD RECORD : Li, Zhangyu (CHN) 3:51.961





Men's C1 3km Pursuit Qualification

17.03.2016 - Session 1

WORLD RECORD: 3:53.881 - COLBOURNE Mark Lee (GBR) - LONDON (GBR) 31.08.2012

Audit Trail for 39 WILSON, Ross

Laps To Go	Stage	Time	Section	Diff +/-
11.5	int	16.036	16.036	+2.219
11.0	lap 1	25.998	9.962	+2.948
10.5	int	35.365	9.367	+3.546
10.0	lap 2	44.479	9.114	+3.951
9.5	int	53.479	9.000	+4.166
9.0	lap 3	1:02.511	9.032	+4.339
8.5	int	1:11.639	9.128	+4.548
8.0	lap 4	1:20.845	9.206	+4.896
7.5	int	1:30.150	9.305	+5.090
7.0	lap 5	1:39.508	9.358	+5.203
6.5	int	1:48.930	9.422	+5.244
6.0	lap 6	1:58.354	9.424	+5.038
5.5	int	2:07.748	9.394	+4.666
5.0	lap 7	2:17.333	9.585	+4.447
4.5	int	2:26.858	9.525	+4.189
4.0	lap 8	2:36.393	9.535	+3.826
3.5	int	2:46.068	9.675	+3.636
3.0	lap 9	2:55.762	9.694	+3.483
2.5	int	3:05.614	9.852	+3.490
2.0	lap 10	3:15.393	9.779	+3.340
1.5	int	3:25.205	9.812	+3.186
1.0	lap 11	3:35.031	9.826	+3.034
0.5	int	3:44.823	9.792	+2.890

Laps To Go	Stage	Time	Section	Diff +/-
0.0	FINISH	3:54.579	9.756	+2.618

Fastest 2 riders will race for gold, and 3rd and 4th riders will race for bronze.

NEW WORLD RECORD : Li, Zhangyu (CHN) 3:51.961





Men's C1 3km Pursuit Qualification

17.03.2016 - Session 1

WORLD RECORD: 3:53.881 - COLBOURNE Mark Lee (GBR) - LONDON (GBR) 31.08.2012

Audit Trail for **48 LISTER, William**

Laps To Go	Stage	Time	Section	Diff +/-
11.5	int	17.170	17.170	+3.353
11.0	lap 1	27.656	10.486	+4.606
10.5	int	37.579	9.923	+5.760
10.0	lap 2	47.354	9.775	+6.826
9.5	int	57.100	9.746	+7.787
9.0	lap 3	1:06.956	9.856	+8.784
8.5	int	1:16.860	9.904	+9.769
8.0	lap 4	1:26.886	10.026	+10.937
7.5	int	1:36.857	9.971	+11.797
7.0	lap 5	1:47.021	10.164	+12.716
6.5	int	1:57.086	10.065	+13.400
6.0	lap 6	2:07.274	10.188	+13.958
5.5	int	2:17.333	10.059	+14.251
5.0	lap 7	2:27.426	10.093	+14.540
4.5	int	2:37.163	9.737	+14.494
4.0	lap 8	2:46.925	9.762	+14.358
3.5	int	2:56.708	9.783	+14.276
3.0	lap 9	3:06.614	9.906	+14.335
2.5	int	3:16.553	9.939	+14.429
2.0	lap 10	3:26.600	10.047	+14.547
1.5	int	3:36.491	9.891	+14.472
1.0	lap 11	3:46.405	9.914	+14.408
0.5	int	3:56.287	9.882	+14.354

Laps To Go	Stage	Time	Section	Diff +/-
0.0	FINISH	4:06.295	10.008	+14.334

Fastest 2 riders will race for gold, and 3rd and 4th riders will race for bronze.

NEW WORLD RECORD : Li, Zhangyu (CHN) 3:51.961





Men's C1 3km Pursuit Qualification

17.03.2016 - Session 1

WORLD RECORD: 3:53.881 - COLBOURNE Mark Lee (GBR) - LONDON (GBR) 31.08.2012

Audit Trail for 35 LOPEZ, Rodrigo Fernand

Laps To Go	Stage	Time	Section	Diff +/-
11.5	int	14.245	14.245	+0.428
11.0	lap 1	23.356	9.111	+0.306
10.5	int	32.598	9.242	+0.779
10.0	lap 2	42.151	9.553	+1.623
9.5	int	51.943	9.792	+2.630
9.0	lap 3	1:02.052	10.109	+3.880
8.5	int	1:12.250	10.198	+5.159
8.0	lap 4	1:22.550	10.300	+6.601
7.5	int	1:33.063	10.513	+8.003
7.0	lap 5	1:43.737	10.674	+9.432
6.5	int	1:54.504	10.767	+10.818
6.0	lap 6	2:05.354	10.850	+12.038
5.5	int	2:16.278	10.924	+13.196
5.0	lap 7	2:27.218	10.940	+14.332
4.5	int	2:38.199	10.981	+15.530
4.0	lap 8	2:49.243	11.044	+16.676
3.5	int	3:00.254	11.011	+17.822
3.0	lap 9	3:11.329	11.075	+19.050
2.5	int	3:22.285	10.956	+20.161
2.0	lap 10	3:33.371	11.086	+21.318
1.5	int	3:44.270	10.899	+22.251
1.0	lap 11	3:55.123	10.853	+23.126
0.5	int	4:05.661	10.538	+23.728

Laps To Go	Stage	Time	Section	Diff +/-
0.0	FINISH	4:16.078	10.417	+24.117

Fastest 2 riders will race for gold, and 3rd and 4th riders will race for bronze.

NEW WORLD RECORD : Li, Zhangyu (CHN) 3:51.961





Men's C1 3km Pursuit Qualification

17.03.2016 - Session 1

WORLD RECORD: 3:53.881 - COLBOURNE Mark Lee (GBR) - LONDON (GBR) 31.08.2012

Audit Trail for 42 TEUBER, Michael

Laps To Go	Stage	Time	Section	Diff +/-
11.5	int	16.771	16.771	+2.954
11.0	lap 1	27.295	10.524	+4.245
10.5	int	37.066	9.771	+5.247
10.0	lap 2	46.689	9.623	+6.161
9.5	int	56.401	9.712	+7.088
9.0	lap 3	1:06.123	9.722	+7.951
8.5	int	1:15.837	9.714	+8.746
8.0	lap 4	1:25.560	9.723	+9.611
7.5	int	1:35.394	9.834	+10.334
7.0	lap 5	1:45.317	9.923	+11.012
6.5	int	1:55.275	9.958	+11.589
6.0	lap 6	2:05.272	9.997	+11.956
5.5	int	2:15.269	9.997	+12.187
5.0	lap 7	2:25.263	9.994	+12.377
4.5	int	2:35.382	10.119	+12.713
4.0	lap 8	2:45.518	10.136	+12.951
3.5	int	2:55.690	10.172	+13.258
3.0	lap 9	3:05.869	10.179	+13.590
2.5	int	3:16.156	10.287	+14.032
2.0	lap 10	3:26.350	10.194	+14.297
1.5	int	3:36.574	10.224	+14.555
1.0	lap 11	3:46.864	10.290	+14.867
0.5	int	3:57.107	10.243	+15.174

Laps To Go	Stage	Time	Section	Diff +/-
0.0	FINISH	4:07.346	10.239	+15.385

Fastest 2 riders will race for gold, and 3rd and 4th riders will race for bronze.

NEW WORLD RECORD : Li, Zhangyu (CHN) 3:51.961





Men's C1 3km Pursuit Qualification

17.03.2016 - Session 1

WORLD RECORD: 3:53.881 - COLBOURNE Mark Lee (GBR) - LONDON (GBR) 31.08.2012

Audit Trail for 43 WINKLER, Erich

Laps To Go	Stage	Time	Section	Diff +/-
11.5	int	17.639	17.639	+3.822
11.0	lap 1	27.924	10.285	+4.874
10.5	int	37.534	9.610	+5.715
10.0	lap 2	47.037	9.503	+6.509
9.5	int	56.642	9.605	+7.329
9.0	lap 3	1:06.243	9.601	+8.071
8.5	int	1:15.869	9.626	+8.778
8.0	lap 4	1:25.545	9.676	+9.596
7.5	int	1:35.286	9.741	+10.226
7.0	lap 5	1:45.117	9.831	+10.812
6.5	int	1:55.045	9.928	+11.359
6.0	lap 6	2:05.004	9.959	+11.688
5.5	int	2:15.030	10.026	+11.948
5.0	lap 7	2:25.047	10.017	+12.161
4.5	int	2:35.189	10.142	+12.520
4.0	lap 8	2:45.344	10.155	+12.777
3.5	int	2:55.545	10.201	+13.113
3.0	lap 9	3:05.670	10.125	+13.391
2.5	int	3:15.892	10.222	+13.768
2.0	lap 10	3:26.197	10.305	+14.144
1.5	int	3:36.613	10.416	+14.594
1.0	lap 11	3:47.128	10.515	+15.131
0.5	int	3:57.953	10.825	+16.020

Laps To Go	Stage	Time	Section	Diff +/-
0.0	FINISH	4:08.621	10.668	+16.660

Fastest 2 riders will race for gold, and 3rd and 4th riders will race for bronze.

NEW WORLD RECORD : Li, Zhangyu (CHN) 3:51.961





Men's C1 3km Pursuit Qualification

17.03.2016 - Session 1

WORLD RECORD: 3:53.881 - COLBOURNE Mark Lee (GBR) - LONDON (GBR) 31.08.2012

Audit Trail for 47 KEY, Todd

Laps To Go	Stage	Time	Section	Diff +/-
11.5	int	17.442	17.442	+3.625
11.0	lap 1	27.880	10.438	+4.830
10.5	int	37.594	9.714	+5.775
10.0	lap 2	47.105	9.511	+6.577
9.5	int	56.638	9.533	+7.325
9.0	lap 3	1:06.302	9.664	+8.130
8.5	int	1:16.088	9.786	+8.997
8.0	lap 4	1:26.008	9.920	+10.059
7.5	int	1:36.016	10.008	+10.956
7.0	lap 5	1:46.050	10.034	+11.745
6.5	int	1:56.167	10.117	+12.481
6.0	lap 6	2:06.335	10.168	+13.019
5.5	int	2:16.618	10.283	+13.536
5.0	lap 7	2:26.938	10.320	+14.052
4.5	int	2:37.296	10.358	+14.627
4.0	lap 8	2:47.678	10.382	+15.111
3.5	int	2:58.113	10.435	+15.681
3.0	lap 9	3:08.608	10.495	+16.329
2.5	int	3:19.181	10.573	+17.057
2.0	lap 10	3:29.821	10.640	+17.768
1.5	int	3:40.497	10.676	+18.478
1.0	lap 11	3:51.092	10.595	+19.095
0.5	int	4:01.610	10.518	+19.677

Laps To Go	Stage	Time	Section	Diff +/-
0.0	FINISH	4:12.129	10.519	+20.168

Fastest 2 riders will race for gold, and 3rd and 4th riders will race for bronze.

NEW WORLD RECORD : Li, Zhangyu (CHN) 3:51.961





Men's C1 3km Pursuit Qualification

17.03.2016 - Session 1

WORLD RECORD: 3:53.881 - COLBOURNE Mark Lee (GBR) - LONDON (GBR) 31.08.2012

Audit Trail for 40 LI, Zhangyu

Laps To Go	Stage	Time	Section	Diff +/-
11.5	int	13.872	13.872	+0.055
11.0	lap 1	23.050	9.178	+0.000
10.5	int	31.819	8.769	+0.000
10.0	lap 2	40.528	8.709	+0.000
9.5	int	49.313	8.785	+0.000
9.0	lap 3	58.172	8.859	+0.000
8.5	int	1:07.091	8.919	+0.000
8.0	lap 4	1:15.949	8.858	+0.000
7.5	int	1:25.060	9.111	+0.000
7.0	lap 5	1:34.305	9.245	+0.000
6.5	int	1:43.686	9.381	+0.000
6.0	lap 6	1:53.316	9.630	+0.000
5.5	int	2:03.082	9.766	+0.000
5.0	lap 7	2:12.886	9.804	+0.000
4.5	int	2:22.669	9.783	+0.000
4.0	lap 8	2:32.567	9.898	+0.000
3.5	int	2:42.432	9.865	+0.000
3.0	lap 9	2:52.279	9.847	+0.000
2.5	int	3:02.124	9.845	+0.000
2.0	lap 10	3:12.053	9.929	+0.000
1.5	int	3:22.019	9.966	+0.000
1.0	lap 11	3:31.997	9.978	+0.000
0.5	int	3:41.933	9.936	+0.000

Laps To Go	Stage	Time	Section	Diff +/-
0.0	FINISH	3:51.961	10.028	+0.000

Fastest 2 riders will race for gold, and 3rd and 4th riders will race for bronze.

NEW WORLD RECORD : Li, Zhangyu (CHN) 3:51.961





Men's C1 3km Pursuit Qualification

17.03.2016 - Session 1

WORLD RECORD: 3:53.881 - COLBOURNE Mark Lee (GBR) - LONDON (GBR) 31.08.2012

Audit Trail for 44 MASINI, Giancarlo

Laps To Go	Stage	Time	Section	Diff +/-
11.5	int	17.063	17.063	+3.246
11.0	lap 1	27.595	10.532	+4.545
10.5	int	37.570	9.975	+5.751
10.0	lap 2	47.369	9.799	+6.841
9.5	int	57.236	9.867	+7.923
9.0	lap 3	1:07.091	9.855	+8.919
8.5	int	1:17.128	10.037	+10.037
8.0	lap 4	1:26.981	9.853	+11.032
7.5	int	1:36.915	9.934	+11.855
7.0	lap 5	1:46.921	10.006	+12.616
6.5	int	1:56.991	10.070	+13.305
6.0	lap 6	2:07.157	10.166	+13.841
5.5	int	2:17.389	10.232	+14.307
5.0	lap 7	2:27.688	10.299	+14.802
4.5	int	2:37.998	10.310	+15.329
4.0	lap 8	2:48.317	10.319	+15.750
3.5	int	2:58.679	10.362	+16.247
3.0	lap 9	3:09.062	10.383	+16.783
2.5	int	3:19.520	10.458	+17.396
2.0	lap 10	3:29.948	10.428	+17.895
1.5	int	3:40.380	10.432	+18.361
1.0	lap 11	3:50.882	10.502	+18.885
0.5	int	4:01.391	10.509	+19.458

Laps To Go	Stage	Time	Section	Diff +/-
0.0	FINISH	4:11.827	10.436	+19.866

Fastest 2 riders will race for gold, and 3rd and 4th riders will race for bronze.

NEW WORLD RECORD : Li, Zhangyu (CHN) 3:51.961





Men's C1 3km Pursuit Qualification

17.03.2016 - Session 1

WORLD RECORD: 3:53.881 - COLBOURNE Mark Lee (GBR) - LONDON (GBR) 31.08.2012

Audit Trail for 46 NIJHUIS, Arnoud

Laps To Go	Stage	Time	Section	Diff +/-
11.5	int	13.817	13.817	+0.000
11.0	lap 1	23.355	9.538	+0.305
10.5	int	32.926	9.571	+1.107
10.0	lap 2	42.488	9.562	+1.960
9.5	int	52.000	9.512	+2.687
9.0	lap 3	1:01.522	9.522	+3.350
8.5	int	1:10.970	9.448	+3.879
8.0	lap 4	1:20.509	9.539	+4.560
7.5	int	1:30.047	9.538	+4.987
7.0	lap 5	1:39.681	9.634	+5.376
6.5	int	1:49.437	9.756	+5.751
6.0	lap 6	1:59.248	9.811	+5.932
5.5	int	2:09.202	9.954	+6.120
5.0	lap 7	2:19.282	10.080	+6.396
4.5	int	2:29.440	10.158	+6.771
4.0	lap 8	2:39.656	10.216	+7.089
3.5	int	2:49.849	10.193	+7.417
3.0	lap 9	3:00.078	10.229	+7.799
2.5	int	3:10.304	10.226	+8.180
2.0	lap 10	3:20.652	10.348	+8.599
1.5	int	3:31.055	10.403	+9.036
1.0	lap 11	3:41.560	10.505	+9.563
0.5	int	3:52.129	10.569	+10.196

Laps To Go	Stage	Time	Section	Diff +/-
0.0	FINISH	4:02.752	10.623	+10.791

Fastest 2 riders will race for gold, and 3rd and 4th riders will race for bronze.

NEW WORLD RECORD : Li, Zhangyu (CHN) 3:51.961





Men's C1 3km Pursuit Qualification

17.03.2016 - Session 1

WORLD RECORD: 3:53.881 - COLBOURNE Mark Lee (GBR) - LONDON (GBR) 31.08.2012

Audit Trail for 41 MENDEZ, Juan Jose

Laps To Go	Stage	Time	Section	Diff +/-
11.5	int	18.428	18.428	+4.611
11.0	lap 1	29.255	10.827	+6.205
10.5	int	39.187	9.932	+7.368
10.0	lap 2	48.917	9.730	+8.389
9.5	int	58.690	9.773	+9.377
9.0	lap 3	1:08.555	9.865	+10.383
8.5	int	1:18.590	10.035	+11.499
8.0	lap 4	1:28.814	10.224	+12.865
7.5	int	1:39.150	10.336	+14.090
7.0	lap 5	1:49.437	10.287	+15.132
6.5	int	1:59.961	10.524	+16.275
6.0	lap 6	2:10.202	10.241	+16.886
5.5	int	2:20.454	10.252	+17.372
5.0	lap 7	2:30.791	10.337	+17.905
4.5	int	2:41.203	10.412	+18.534
4.0	lap 8	2:51.683	10.480	+19.116
3.5	int	3:02.177	10.494	+19.745
3.0	lap 9	3:12.717	10.540	+20.438
2.5	int	3:23.309	10.592	+21.185
2.0	lap 10	3:33.928	10.619	+21.875
1.5	int	3:44.563	10.635	+22.544
1.0	lap 11	3:55.300	10.737	+23.303
0.5	int	4:06.038	10.738	+24.105

Laps To Go	Stage	Time	Section	Diff +/-
0.0	FINISH	4:16.836	10.798	+24.875

Fastest 2 riders will race for gold, and 3rd and 4th riders will race for bronze.

NEW WORLD RECORD : Li, Zhangyu (CHN) 3:51.961



Men's C1 3km Pursuit Qualification


17.03.2016 - Session 1

WORLD RECORD: 3:53.881 - COLBOURNE Mark Lee (GBR) - LONDON (GBR) 31.08.2012

Audit Trail for
41 MENDEZ, Juan Jose

Approved by 
the College of Commissaires

Fastest 2 riders will race for gold, and 3rd and 4th riders will race for bronze.
NEW WORLD RECORD : Li, Zhangyu (CHN) 3:51.961



Men's C2 3km Pursuit Qualification

17.03.2016 - Session 1

WORLD RECORD: 3.40.367 LIANG Guihua (CHN) - Aguascalientes (MEX) 11.04.2014

Audit Trail for 70 MOESCU, Eduard Mihaita

Laps To Go	Stage	Time	Section	Diff +/-
11.5	int	18.561	18.561	+4.243
11.0	lap 1	29.589	11.028	+6.232
10.5	int	39.662	10.073	+7.669
10.0	lap 2	49.555	9.893	+8.769
9.5	int	59.506	9.951	+9.734
9.0	lap 3	1:09.672	10.166	+10.691
8.5	int	1:19.959	10.287	+11.478
8.0	lap 4	1:30.555	10.596	+12.553
7.5	int	1:41.316	10.761	+14.566
7.0	lap 5	1:52.059	10.743	+16.706
6.5	int	2:03.008	10.949	+18.898
6.0	lap 6	2:14.285	11.277	+21.471
5.5	int	2:25.669	11.384	+24.010
5.0	lap 7	2:37.255	11.586	+26.631
4.5	int	2:48.971	11.716	+29.341
4.0	lap 8	3:00.759	11.788	+32.075
3.5	int	3:12.570	11.811	+34.723
3.0	lap 9	3:24.286	11.716	+37.219
2.5	int	3:35.876	11.590	+39.467
2.0	lap 10	3:47.610	11.734	+41.833
1.5	int	3:59.278	11.668	+44.076
1.0	lap 11	4:11.023	11.745	+46.372
0.5	int	4:22.672	11.649	+48.490

Laps To Go	Stage	Time	Section	Diff +/-
0.0	FINISH	4:34.549	11.877	+50.940

Fastest 2 riders will race for gold, and 3rd and 4th riders will race for bronze.





Men's C2 3km Pursuit Qualification

17.03.2016 - Session 1

WORLD RECORD: 3.40.367 LIANG Guihua (CHN) - Aguascalientes (MEX) 11.04.2014

Audit Trail for **69 KAWAMOTO, Shota**

Laps To Go	Stage	Time	Section	Diff +/-
11.5	int	16.864	16.864	+2.546
11.0	lap 1	26.749	9.885	+3.392
10.5	int	35.807	9.058	+3.814
10.0	lap 2	44.654	8.847	+3.868
9.5	int	53.554	8.900	+3.782
9.0	lap 3	1:02.627	9.073	+3.646
8.5	int	1:11.820	9.193	+3.339
8.0	lap 4	1:21.157	9.337	+3.155
7.5	int	1:30.555	9.398	+3.805
7.0	lap 5	1:40.429	9.874	+5.076
6.5	int	1:50.024	9.595	+5.914
6.0	lap 6	1:59.947	9.923	+7.133
5.5	int	2:10.134	10.187	+8.475
5.0	lap 7	2:20.544	10.410	+9.920
4.5	int	2:31.132	10.588	+11.502
4.0	lap 8	2:41.597	10.465	+12.913
3.5	int	2:52.183	10.586	+14.336
3.0	lap 9	3:02.561	10.378	+15.494
2.5	int	3:12.901	10.340	+16.492
2.0	lap 10	3:23.325	10.424	+17.548
1.5	int	3:33.684	10.359	+18.482
1.0	lap 11	3:43.897	10.213	+19.246
0.5	int	3:54.000	10.103	+19.818

Laps To Go	Stage	Time	Section	Diff +/-
0.0	FINISH	4:03.876	9.876	+20.267

Fastest 2 riders will race for gold, and 3rd and 4th riders will race for bronze.





Men's C2 3km Pursuit Qualification

17.03.2016 - Session 1

WORLD RECORD: 3.40.367 LIANG Guihua (CHN) - Aguascalientes (MEX) 11.04.2014

Audit Trail for 64 LACROIX, Francois

Laps To Go	Stage	Time	Section	Diff +/-
11.5	int	15.332	15.332	+1.014
11.0	lap 1	24.856	9.524	+1.499
10.5	int	34.273	9.417	+2.280
10.0	lap 2	43.793	9.520	+3.007
9.5	int	53.251	9.458	+3.479
9.0	lap 3	1:02.799	9.548	+3.818
8.5	int	1:11.947	9.148	+3.466
8.0	lap 4	1:21.900	9.953	+3.898
7.5	int	1:31.472	9.572	+4.722
7.0	lap 5	1:41.216	9.744	+5.863
6.5	int	1:50.996	9.780	+6.886
6.0	lap 6	2:00.795	9.799	+7.981
5.5	int	2:10.563	9.768	+8.904
5.0	lap 7	2:20.513	9.950	+9.889
4.5	int	2:30.369	9.856	+10.739
4.0	lap 8	2:40.199	9.830	+11.515
3.5	int	2:50.029	9.830	+12.182
3.0	lap 9	2:59.933	9.904	+12.866
2.5	int	3:09.553	9.620	+13.144
2.0	lap 10	3:19.789	10.236	+14.012
1.5	int	3:29.668	9.879	+14.466
1.0	lap 11	3:39.677	10.009	+15.026
0.5	int	3:49.626	9.949	+15.444

Laps To Go	Stage	Time	Section	Diff +/-
0.0	FINISH	3:59.610	9.984	+16.001

Fastest 2 riders will race for gold, and 3rd and 4th riders will race for bronze.





Men's C2 3km Pursuit Qualification

17.03.2016 - Session 1

WORLD RECORD: 3.40.367 LIANG Guihua (CHN) - Aguascalientes (MEX) 11.04.2014

Audit Trail for 66 ALEM, Mumuni

Laps To Go	Stage	Time	Section	Diff +/-
11.5	int	18.570	18.570	+4.252
11.0	lap 1	29.744	11.174	+6.387
10.5	int	40.211	10.467	+8.218
10.0	lap 2	50.522	10.311	+9.736
9.5	int	1:01.072	10.550	+11.300
9.0	lap 3	1:11.947	10.875	+12.966
8.5	int	1:22.999	11.052	+14.518
8.0	lap 4	1:34.055	11.056	+16.053
7.5	int	1:45.345	11.290	+18.595
7.0	lap 5	1:56.963	11.618	+21.610
6.5	int	2:08.768	11.805	+24.658
6.0	lap 6	2:20.672	11.904	+27.858
5.5	int	2:32.728	12.056	+31.069
5.0	lap 7	2:44.923	12.195	+34.299
4.5	int	2:57.206	12.283	+37.576
4.0	lap 8	3:09.553	12.347	+40.869
3.5	int	3:21.741	12.188	+43.894
3.0	lap 9	3:33.808	12.067	+46.741
2.5	int	3:46.024	12.216	+49.615
2.0	lap 10	3:58.402	12.378	+52.625
1.5	int	4:10.779	12.377	+55.577
1.0	lap 11	4:23.148	12.369	+58.497
0.5	int	4:35.603	12.455	+1:01.421

Laps To Go	Stage	Time	Section	Diff +/-
0.0	FINISH	4:47.813	12.210	+1:04.204

Fastest 2 riders will race for gold, and 3rd and 4th riders will race for bronze.





Men's C2 3km Pursuit Qualification

17.03.2016 - Session 1

WORLD RECORD: 3.40.367 LIANG Guihua (CHN) - Aguascalientes (MEX) 11.04.2014

Audit Trail for 56 CHERNOVE, Tristen

Laps To Go	Stage	Time	Section	Diff +/-
11.5	int	15.736	15.736	+1.418
11.0	lap 1	25.144	9.408	+1.787
10.5	int	33.997	8.853	+2.004
10.0	lap 2	42.779	8.782	+1.993
9.5	int	51.624	8.845	+1.852
9.0	lap 3	1:00.445	8.821	+1.464
8.5	int	1:09.235	8.790	+0.754
8.0	lap 4	1:18.002	8.767	+0.000
7.5	int	1:26.750	8.748	+0.000
7.0	lap 5	1:35.353	8.603	+0.000
6.5	int	1:44.110	8.757	+0.000
6.0	lap 6	1:52.814	8.704	+0.000
5.5	int	2:01.659	8.845	+0.000
5.0	lap 7	2:10.624	8.965	+0.000
4.5	int	2:19.630	9.006	+0.000
4.0	lap 8	2:28.684	9.054	+0.000
3.5	int	2:37.847	9.163	+0.000
3.0	lap 9	2:47.067	9.220	+0.000
2.5	int	2:56.409	9.342	+0.000
2.0	lap 10	3:05.777	9.368	+0.000
1.5	int	3:15.202	9.425	+0.000
1.0	lap 11	3:24.651	9.449	+0.000
0.5	int	3:34.182	9.531	+0.000

Laps To Go	Stage	Time	Section	Diff +/-
0.0	FINISH	3:43.609	9.427	+0.000

Fastest 2 riders will race for gold, and 3rd and 4th riders will race for bronze.





Men's C2 3km Pursuit Qualification

17.03.2016 - Session 1

WORLD RECORD: 3.40.367 LIANG Guihua (CHN) - Aguascalientes (MEX) 11.04.2014

Audit Trail for 61 BENDA, Matej

Laps To Go	Stage	Time	Section	Diff +/-
11.5	int	16.563	16.563	+2.245
11.0	lap 1	26.962	10.399	+3.605
10.5	int	36.572	9.610	+4.579
10.0	lap 2	46.104	9.532	+5.318
9.5	int	55.521	9.417	+5.749
9.0	lap 3	1:05.023	9.502	+6.042
8.5	int	1:14.636	9.613	+6.155
8.0	lap 4	1:24.394	9.758	+6.392
7.5	int	1:34.355	9.961	+7.605
7.0	lap 5	1:44.110	9.755	+8.757
6.5	int	1:54.624	10.514	+10.514
6.0	lap 6	2:04.933	10.309	+12.119
5.5	int	2:15.356	10.423	+13.697
5.0	lap 7	2:25.847	10.491	+15.223
4.5	int	2:36.451	10.604	+16.821
4.0	lap 8	2:47.177	10.726	+18.493
3.5	int	2:58.003	10.826	+20.156
3.0	lap 9	3:08.899	10.896	+21.832
2.5	int	3:19.733	10.834	+23.324
2.0	lap 10	3:30.559	10.826	+24.782
1.5	int	3:41.336	10.777	+26.134
1.0	lap 11	3:52.202	10.866	+27.551
0.5	int	4:03.097	10.895	+28.915

Laps To Go	Stage	Time	Section	Diff +/-
0.0	FINISH	4:14.104	11.007	+30.495

Fastest 2 riders will race for gold, and 3rd and 4th riders will race for bronze.





Men's C2 3km Pursuit Qualification

17.03.2016 - Session 1

WORLD RECORD: 3.40.367 LIANG Guihua (CHN) - Aguascalientes (MEX) 11.04.2014

Audit Trail for 71 OLAH, Attila

Laps To Go	Stage	Time	Section	Diff +/-
11.5	int	18.050	18.050	+3.732
11.0	lap 1	28.710	10.660	+5.353
10.5	int	38.543	9.833	+6.550
10.0	lap 2	48.412	9.869	+7.626
9.5	int	58.385	9.973	+8.613
9.0	lap 3	1:08.634	10.249	+9.653
8.5	int	1:19.060	10.426	+10.579
8.0	lap 4	1:29.685	10.625	+11.683
7.5	int	1:40.392	10.707	+13.642
7.0	lap 5	1:51.235	10.843	+15.882
6.5	int	2:02.062	10.827	+17.952
6.0	lap 6	2:12.970	10.908	+20.156
5.5	int	2:23.925	10.955	+22.266
5.0	lap 7	2:34.946	11.021	+24.322
4.5	int	2:46.032	11.086	+26.402
4.0	lap 8	2:57.290	11.258	+28.606
3.5	int	3:08.567	11.277	+30.720
3.0	lap 9	3:20.018	11.451	+32.951
2.5	int	3:31.435	11.417	+35.026
2.0	lap 10	3:42.796	11.361	+37.019
1.5	int	3:54.106	11.310	+38.904
1.0	lap 11	4:05.500	11.394	+40.849
0.5	int	4:16.872	11.372	+42.690

Laps To Go	Stage	Time	Section	Diff +/-
0.0	FINISH	4:28.284	11.412	+44.675

Fastest 2 riders will race for gold, and 3rd and 4th riders will race for bronze.



Men's C2 3km Pursuit Qualification

17.03.2016 - Session 1

WORLD RECORD: 3.40.367 LIANG Guihua (CHN) - Aguascalientes (MEX) 11.04.2014

Audit Trail for 55 MATTHYS, Arnout

Laps To Go	Stage	Time	Section	Diff +/-
11.5	int	18.614	18.614	+4.296
11.0	lap 1	29.287	10.673	+5.930
10.5	int	39.080	9.793	+7.087
10.0	lap 2	48.659	9.579	+7.873
9.5	int	58.228	9.569	+8.456
9.0	lap 3	1:08.032	9.804	+9.051
8.5	int	1:17.990	9.958	+9.509
8.0	lap 4	1:28.067	10.077	+10.065
7.5	int	1:38.348	10.281	+11.598
7.0	lap 5	1:48.710	10.362	+13.357
6.5	int	1:59.105	10.395	+14.995
6.0	lap 6	2:09.554	10.449	+16.740
5.5	int	2:20.082	10.528	+18.423
5.0	lap 7	2:30.646	10.564	+20.022
4.5	int	2:41.162	10.516	+21.532
4.0	lap 8	2:51.819	10.657	+23.135
3.5	int	3:02.438	10.619	+24.591
3.0	lap 9	3:13.138	10.700	+26.071
2.5	int	3:23.741	10.603	+27.332
2.0	lap 10	3:34.324	10.583	+28.547
1.5	int	3:44.817	10.493	+29.615
1.0	lap 11	3:55.171	10.354	+30.520
0.5	int	4:05.500	10.329	+31.318

Laps To Go	Stage	Time	Section	Diff +/-
0.0	FINISH	4:15.887	10.387	+32.278

Fastest 2 riders will race for gold, and 3rd and 4th riders will race for bronze.





Men's C2 3km Pursuit Qualification

17.03.2016 - Session 1

WORLD RECORD: 3.40.367 LIANG Guihua (CHN) - Aguascalientes (MEX) 11.04.2014

Audit Trail for 74 KEITH, Aaron

Laps To Go	Stage	Time	Section	Diff +/-
11.5	int	14.504	14.504	+0.186
11.0	lap 1	24.141	9.637	+0.784
10.5	int	33.323	9.182	+1.330
10.0	lap 2	42.372	9.049	+1.586
9.5	int	51.505	9.133	+1.733
9.0	lap 3	1:00.717	9.212	+1.736
8.5	int	1:10.061	9.344	+1.580
8.0	lap 4	1:19.474	9.413	+1.472
7.5	int	1:28.921	9.447	+2.171
7.0	lap 5	1:38.390	9.469	+3.037
6.5	int	1:47.843	9.453	+3.733
6.0	lap 6	1:57.134	9.291	+4.320
5.5	int	2:06.935	9.801	+5.276
5.0	lap 7	2:16.542	9.607	+5.918
4.5	int	2:26.152	9.610	+6.522
4.0	lap 8	2:35.844	9.692	+7.160
3.5	int	2:45.543	9.699	+7.696
3.0	lap 9	2:55.318	9.775	+8.251
2.5	int	3:05.131	9.813	+8.722
2.0	lap 10	3:14.985	9.854	+9.208
1.5	int	3:24.835	9.850	+9.633
1.0	lap 11	3:34.645	9.810	+9.994
0.5	int	3:44.508	9.863	+10.326

Laps To Go	Stage	Time	Section	Diff +/-
0.0	FINISH	3:54.362	9.854	+10.753

Fastest 2 riders will race for gold, and 3rd and 4th riders will race for bronze.





Men's C2 3km Pursuit Qualification

17.03.2016 - Session 1

WORLD RECORD: 3.40.367 LIANG Guihua (CHN) - Aguascalientes (MEX) 11.04.2014

Audit Trail for 60 ROMERO, Cristian

Laps To Go	Stage	Time	Section	Diff +/-
11.5	int	16.668	16.668	+2.350
11.0	lap 1	27.126	10.458	+3.769
10.5	int	37.065	9.939	+5.072
10.0	lap 2	46.865	9.800	+6.079
9.5	int	56.748	9.883	+6.976
9.0	lap 3	1:06.713	9.965	+7.732
8.5	int	1:16.731	10.018	+8.250
8.0	lap 4	1:26.720	9.989	+8.718
7.5	int	1:36.785	10.065	+10.035
7.0	lap 5	1:46.853	10.068	+11.500
6.5	int	1:57.134	10.281	+13.024
6.0	lap 6	2:07.435	10.301	+14.621
5.5	int	2:17.414	9.979	+15.755
5.0	lap 7	2:27.359	9.945	+16.735
4.5	int	2:37.382	10.023	+17.752
4.0	lap 8	2:47.467	10.085	+18.783
3.5	int	2:57.508	10.041	+19.661
3.0	lap 9	3:07.503	9.995	+20.436
2.5	int	3:17.616	10.113	+21.207
2.0	lap 10	3:27.754	10.138	+21.977
1.5	int	3:38.002	10.248	+22.800
1.0	lap 11	3:48.303	10.301	+23.652
0.5	int	3:58.699	10.396	+24.517

Laps To Go	Stage	Time	Section	Diff +/-
0.0	FINISH	4:09.127	10.428	+25.518

Fastest 2 riders will race for gold, and 3rd and 4th riders will race for bronze.





Men's C2 3km Pursuit Qualification

17.03.2016 - Session 1

WORLD RECORD: 3.40.367 LIANG Guihua (CHN) - Aguascalientes (MEX) 11.04.2014

Audit Trail for 62 KOBASA, Ivo

Laps To Go	Stage	Time	Section	Diff +/-
11.5	int	14.318	14.318	+0.000
11.0	lap 1	23.357	9.039	+0.000
10.5	int	31.993	8.636	+0.000
10.0	lap 2	40.786	8.793	+0.000
9.5	int	49.772	8.986	+0.000
9.0	lap 3	58.981	9.209	+0.000
8.5	int	1:08.481	9.500	+0.000
8.0	lap 4	1:18.195	9.714	+0.193
7.5	int	1:28.072	9.877	+1.322
7.0	lap 5	1:37.991	9.919	+2.638
6.5	int	1:47.913	9.922	+3.803
6.0	lap 6	1:57.875	9.962	+5.061
5.5	int	2:07.733	9.858	+6.074
5.0	lap 7	2:17.789	10.056	+7.165
4.5	int	2:27.909	10.120	+8.279
4.0	lap 8	2:37.897	9.988	+9.213
3.5	int	2:47.857	9.960	+10.010
3.0	lap 9	2:57.923	10.066	+10.856
2.5	int	3:07.923	10.000	+11.514
2.0	lap 10	3:17.838	9.915	+12.061
1.5	int	3:27.731	9.893	+12.529
1.0	lap 11	3:37.563	9.832	+12.912
0.5	int	3:47.181	9.618	+12.999

Laps To Go	Stage	Time	Section	Diff +/-
0.0	FINISH	3:56.814	9.633	+13.205

Fastest 2 riders will race for gold, and 3rd and 4th riders will race for bronze.





Men's C2 3km Pursuit Qualification

17.03.2016 - Session 1

WORLD RECORD: 3.40.367 LIANG Guihua (CHN) - Aguascalientes (MEX) 11.04.2014

Audit Trail for 63 ECKHARD TIO, Maurice

Laps To Go	Stage	Time	Section	Diff +/-
11.5	int	16.386	16.386	+2.068
11.0	lap 1	26.574	10.188	+3.217
10.5	int	36.142	9.568	+4.149
10.0	lap 2	45.396	9.254	+4.610
9.5	int	54.639	9.243	+4.867
9.0	lap 3	1:03.853	9.214	+4.872
8.5	int	1:13.128	9.275	+4.647
8.0	lap 4	1:22.461	9.333	+4.459
7.5	int	1:31.833	9.372	+5.083
7.0	lap 5	1:41.243	9.410	+5.890
6.5	int	1:50.658	9.415	+6.548
6.0	lap 6	2:00.127	9.469	+7.313
5.5	int	2:09.625	9.498	+7.966
5.0	lap 7	2:19.149	9.524	+8.525
4.5	int	2:28.734	9.585	+9.104
4.0	lap 8	2:38.341	9.607	+9.657
3.5	int	2:47.946	9.605	+10.099
3.0	lap 9	2:57.561	9.615	+10.494
2.5	int	3:07.196	9.635	+10.787
2.0	lap 10	3:16.861	9.665	+11.084
1.5	int	3:26.481	9.620	+11.279
1.0	lap 11	3:36.171	9.690	+11.520
0.5	int	3:45.963	9.792	+11.781

Laps To Go	Stage	Time	Section	Diff +/-
0.0	FINISH	3:55.847	9.884	+12.238

Fastest 2 riders will race for gold, and 3rd and 4th riders will race for bronze.





Men's C2 3km Pursuit Qualification

17.03.2016 - Session 1

WORLD RECORD: 3.40.367 LIANG Guihua (CHN) - Aguascalientes (MEX) 11.04.2014

Audit Trail for **72 GILMUTDINOV, Arslan**

Laps To Go	Stage	Time	Section	Diff +/-
11.5	int	15.421	15.421	+1.103
11.0	lap 1	24.864	9.443	+1.507
10.5	int	33.842	8.978	+1.849
10.0	lap 2	42.760	8.918	+1.974
9.5	int	51.655	8.895	+1.883
9.0	lap 3	1:00.583	8.928	+1.602
8.5	int	1:09.636	9.053	+1.155
8.0	lap 4	1:18.772	9.136	+0.770
7.5	int	1:27.983	9.211	+1.233
7.0	lap 5	1:37.267	9.284	+1.914
6.5	int	1:46.588	9.321	+2.478
6.0	lap 6	1:55.913	9.325	+3.099
5.5	int	2:04.779	8.866	+3.120
5.0	lap 7	2:14.377	9.598	+3.753
4.5	int	2:23.561	9.184	+3.931
4.0	lap 8	2:32.860	9.299	+4.176
3.5	int	2:42.273	9.413	+4.426
3.0	lap 9	2:51.728	9.455	+4.661
2.5	int	3:01.252	9.524	+4.843
2.0	lap 10	3:10.759	9.507	+4.982
1.5	int	3:20.300	9.541	+5.098
1.0	lap 11	3:29.836	9.536	+5.185
0.5	int	3:39.315	9.479	+5.133

Laps To Go	Stage	Time	Section	Diff +/-
0.0	FINISH	3:48.817	9.502	+5.208

Fastest 2 riders will race for gold, and 3rd and 4th riders will race for bronze.



Men's C2 3km Pursuit Qualification

17.03.2016 - Session 1

WORLD RECORD: 3.40.367 LIANG Guihua (CHN) - Aguascalientes (MEX) 11.04.2014

Audit Trail for 73 BOLLIGER, Roger

Laps To Go	Stage	Time	Section	Diff +/-
11.5	int	16.725	16.725	+2.407
11.0	lap 1	26.842	10.117	+3.485
10.5	int	36.256	9.414	+4.263
10.0	lap 2	45.590	9.334	+4.804
9.5	int	55.036	9.446	+5.264
9.0	lap 3	1:04.687	9.651	+5.706
8.5	int	1:14.465	9.778	+5.984
8.0	lap 4	1:24.371	9.906	+6.369
7.5	int	1:34.374	10.003	+7.624
7.0	lap 5	1:44.454	10.080	+9.101
6.5	int	1:54.591	10.137	+10.481
6.0	lap 6	2:04.779	10.188	+11.965
5.5	int	2:14.908	10.129	+13.249
5.0	lap 7	2:24.779	9.871	+14.155
4.5	int	2:34.586	9.807	+14.956
4.0	lap 8	2:44.475	9.889	+15.791
3.5	int	2:54.427	9.952	+16.580
3.0	lap 9	3:04.440	10.013	+17.373
2.5	int	3:14.505	10.065	+18.096
2.0	lap 10	3:24.647	10.142	+18.870
1.5	int	3:34.907	10.260	+19.705
1.0	lap 11	3:45.246	10.339	+20.595
0.5	int	3:55.618	10.372	+21.436

Laps To Go	Stage	Time	Section	Diff +/-
0.0	FINISH	4:05.984	10.366	+22.375

Fastest 2 riders will race for gold, and 3rd and 4th riders will race for bronze.





Men's C2 3km Pursuit Qualification

17.03.2016 - Session 1

WORLD RECORD: 3.40.367 LIANG Guihua (CHN) - Aguascalientes (MEX) 11.04.2014

Audit Trail for 57 LIANG, Guihua

Laps To Go	Stage	Time	Section	Diff +/-
11.5	int	16.402	16.402	+2.084
11.0	lap 1	26.003	9.601	+2.646
10.5	int	35.062	9.059	+3.069
10.0	lap 2	44.013	8.951	+3.227
9.5	int	52.893	8.880	+3.121
9.0	lap 3	1:01.749	8.856	+2.768
8.5	int	1:10.636	8.887	+2.155
8.0	lap 4	1:19.579	8.943	+1.577
7.5	int	1:28.557	8.978	+1.807
7.0	lap 5	1:37.549	8.992	+2.196
6.5	int	1:46.541	8.992	+2.431
6.0	lap 6	1:55.616	9.075	+2.802
5.5	int	2:04.722	9.106	+3.063
5.0	lap 7	2:13.909	9.187	+3.285
4.5	int	2:23.186	9.277	+3.556
4.0	lap 8	2:32.514	9.328	+3.830
3.5	int	2:41.926	9.412	+4.079
3.0	lap 9	2:51.412	9.486	+4.345
2.5	int	3:00.950	9.538	+4.541
2.0	lap 10	3:10.502	9.552	+4.725
1.5	int	3:20.139	9.637	+4.937
1.0	lap 11	3:29.729	9.590	+5.078
0.5	int	3:39.348	9.619	+5.166

Laps To Go	Stage	Time	Section	Diff +/-
0.0	FINISH	3:49.008	9.660	+5.399

Fastest 2 riders will race for gold, and 3rd and 4th riders will race for bronze.





Men's C2 3km Pursuit Qualification

17.03.2016 - Session 1

WORLD RECORD: 3.40.367 LIANG Guihua (CHN) - Aguascalientes (MEX) 11.04.2014

Audit Trail for 65 ROLFE, Louis

Laps To Go	Stage	Time	Section	Diff +/-
11.5	int	14.651	14.651	+0.333
11.0	lap 1	24.191	9.540	+0.834
10.5	int	33.733	9.542	+1.740
10.0	lap 2	43.053	9.320	+2.267
9.5	int	52.105	9.052	+2.333
9.0	lap 3	1:01.111	9.006	+2.130
8.5	int	1:10.206	9.095	+1.725
8.0	lap 4	1:19.372	9.166	+1.370
7.5	int	1:28.639	9.267	+1.889
7.0	lap 5	1:37.902	9.263	+2.549
6.5	int	1:47.218	9.316	+3.108
6.0	lap 6	1:56.550	9.332	+3.736
5.5	int	2:05.911	9.361	+4.252
5.0	lap 7	2:15.327	9.416	+4.703
4.5	int	2:24.771	9.444	+5.141
4.0	lap 8	2:34.265	9.494	+5.581
3.5	int	2:43.813	9.548	+5.966
3.0	lap 9	2:53.442	9.629	+6.375
2.5	int	3:03.137	9.695	+6.728
2.0	lap 10	3:12.897	9.760	+7.120
1.5	int	3:22.737	9.840	+7.535
1.0	lap 11	3:32.511	9.774	+7.860
0.5	int	3:42.267	9.756	+8.085

Laps To Go	Stage	Time	Section	Diff +/-
0.0	FINISH	3:52.050	9.783	+8.441

Fastest 2 riders will race for gold, and 3rd and 4th riders will race for bronze.





Men's C2 3km Pursuit Qualification

17.03.2016 - Session 1

WORLD RECORD: 3.40.367 LIANG Guihua (CHN) - Aguascalientes (MEX) 11.04.2014

Audit Trail for **59 GALVIS BECERRA, Alvaro**

Laps To Go	Stage	Time	Section	Diff +/-
11.5	int	17.081	17.081	+2.763
11.0	lap 1	27.109	10.028	+3.752
10.5	int	36.420	9.311	+4.427
10.0	lap 2	45.511	9.091	+4.725
9.5	int	54.491	8.980	+4.719
9.0	lap 3	1:03.438	8.947	+4.457
8.5	int	1:12.482	9.044	+4.001
8.0	lap 4	1:21.631	9.149	+3.629
7.5	int	1:30.918	9.287	+4.168
7.0	lap 5	1:40.273	9.355	+4.920
6.5	int	1:49.622	9.349	+5.512
6.0	lap 6	1:59.013	9.391	+6.199
5.5	int	2:08.403	9.390	+6.744
5.0	lap 7	2:17.842	9.439	+7.218
4.5	int	2:27.337	9.495	+7.707
4.0	lap 8	2:36.927	9.590	+8.243
3.5	int	2:46.411	9.484	+8.564
3.0	lap 9	2:55.869	9.458	+8.802
2.5	int	3:05.338	9.469	+8.929
2.0	lap 10	3:14.822	9.484	+9.045
1.5	int	3:24.256	9.434	+9.054
1.0	lap 11	3:33.659	9.403	+9.008
0.5	int	3:42.974	9.315	+8.792

Laps To Go	Stage	Time	Section	Diff +/-
0.0	FINISH	3:52.182	9.208	+8.573

Fastest 2 riders will race for gold, and 3rd and 4th riders will race for bronze.





Men's C2 3km Pursuit Qualification

17.03.2016 - Session 1

WORLD RECORD: 3.40.367 LIANG Guihua (CHN) - Aguascalientes (MEX) 11.04.2014

Audit Trail for 67 LYNCH, Colin

Laps To Go	Stage	Time	Section	Diff +/-
11.5	int	15.823	15.823	+1.505
11.0	lap 1	25.871	10.048	+2.514
10.5	int	35.292	9.421	+3.299
10.0	lap 2	44.435	9.143	+3.649
9.5	int	53.517	9.082	+3.745
9.0	lap 3	1:02.558	9.041	+3.577
8.5	int	1:11.622	9.064	+3.141
8.0	lap 4	1:20.708	9.086	+2.706
7.5	int	1:29.806	9.098	+3.056
7.0	lap 5	1:38.901	9.095	+3.548
6.5	int	1:48.025	9.124	+3.915
6.0	lap 6	1:57.145	9.120	+4.331
5.5	int	2:06.309	9.164	+4.650
5.0	lap 7	2:15.493	9.184	+4.869
4.5	int	2:24.692	9.199	+5.062
4.0	lap 8	2:33.911	9.219	+5.227
3.5	int	2:43.138	9.227	+5.291
3.0	lap 9	2:52.443	9.305	+5.376
2.5	int	3:01.781	9.338	+5.372
2.0	lap 10	3:11.112	9.331	+5.335
1.5	int	3:20.420	9.308	+5.218
1.0	lap 11	3:29.776	9.356	+5.125
0.5	int	3:39.168	9.392	+4.986

Laps To Go	Stage	Time	Section	Diff +/-
0.0	FINISH	3:48.573	9.405	+4.964

Fastest 2 riders will race for gold, and 3rd and 4th riders will race for bronze.



Men's C2 3km Pursuit Qualification

17.03.2016 - Session 1

WORLD RECORD: 3.40.367 LIANG Guihua (CHN) - Aguascalientes (MEX) 11.04.2014

*Audit Trail for
67 LYNCH, Colin*

Approved by 
the College of Commissaires

Fastest 2 riders will race for gold, and 3rd and 4th riders will race for bronze.



Men's C3 3km Pursuit Qualification

17.03.2016 - Session 1

WORLD RECORD: 3:26.691 - OBYDENNOV A (RUS) - Aguascalientes (MEX) 11.04.2014

Audit Trail for

88 EBRAHIMPOORKAZEROONI, Modammad

Laps To Go	Stage	Time	Section	Diff +/-
11.5	int	15.317	15.317	+1.578
11.0	lap 1	24.982	9.665	+2.810
10.5	int	34.376	9.394	+3.929
10.0	lap 2	43.915	9.539	+5.281
9.5	int	53.502	9.587	+6.778
9.0	lap 3	1:03.202	9.700	+8.500
8.5	int	1:13.139	9.937	+10.302
8.0	lap 4	1:23.253	10.114	+12.150
7.5	int	1:33.583	10.330	+14.073
7.0	lap 5	1:44.103	10.520	+16.072
6.5	int	1:54.809	10.706	+18.187
6.0	lap 6	2:05.676	10.867	+20.425
5.5	int	2:16.650	10.974	+22.717
5.0	lap 7	2:27.781	11.131	+25.122
4.5	int	2:38.971	11.190	+27.545
4.0	lap 8	2:50.098	11.127	+29.846
3.5	int	3:01.182	11.084	+32.056
3.0	lap 9	3:12.298	11.116	+34.238
2.5	int	3:23.482	11.184	+36.403
2.0	lap 10	3:34.868	11.386	+38.813
1.5	int	3:46.284	11.416	+41.194
1.0	lap 11	3:57.689	11.405	+43.522
0.5	int	4:08.912	11.223	+45.663

Laps To Go	Stage	Time	Section	Diff +/-
0.0	FINISH	4:20.117	11.205	+47.886

Fastest 2 riders will race for gold, and 3rd and 4th riders will race for bronze.





Men's C3 3km Pursuit Qualification

17.03.2016 - Session 1

WORLD RECORD: 3:26.691 - OBYDENNOV A (RUS) - Aguascalientes (MEX) 11.04.2014

Audit Trail for 91 AIZONO, Kentaro

Laps To Go	Stage	Time	Section	Diff +/-
11.5	int	13.826	13.826	+0.087
11.0	lap 1	23.346	9.520	+1.174
10.5	int	32.968	9.622	+2.521
10.0	lap 2	42.811	9.843	+4.177
9.5	int	52.850	10.039	+6.126
9.0	lap 3	1:03.008	10.158	+8.306
8.5	int	1:13.460	10.452	+10.623
8.0	lap 4	1:24.138	10.678	+13.035
7.5	int	1:34.982	10.844	+15.472
7.0	lap 5	1:46.154	11.172	+18.123
6.5	int	1:57.462	11.308	+20.840
6.0	lap 6	2:08.882	11.420	+23.631
5.5	int	2:20.162	11.280	+26.229
5.0	lap 7	2:31.395	11.233	+28.736
4.5	int	2:42.491	11.096	+31.065
4.0	lap 8	2:53.506	11.015	+33.254
3.5	int	3:04.338	10.832	+35.212
3.0	lap 9	3:15.328	10.990	+37.268
2.5	int	3:26.403	11.075	+39.324
2.0	lap 10	3:37.490	11.087	+41.435
1.5	int	3:48.621	11.131	+43.531
1.0	lap 11	3:59.744	11.123	+45.577
0.5	int	4:10.820	11.076	+47.571

Laps To Go	Stage	Time	Section	Diff +/-
0.0	FINISH	4:21.856	11.036	+49.625

Fastest 2 riders will race for gold, and 3rd and 4th riders will race for bronze.





Men's C3 3km Pursuit Qualification

17.03.2016 - Session 1

WORLD RECORD: 3:26.691 - OBYDENNOV A (RUS) - Aguascalientes (MEX) 11.04.2014

Audit Trail for 93 JIN, Yongsik

Laps To Go	Stage	Time	Section	Diff +/-
11.5	int	15.617	15.617	+1.878
11.0	lap 1	25.440	9.823	+3.268
10.5	int	34.712	9.272	+4.265
10.0	lap 2	43.882	9.170	+5.248
9.5	int	53.010	9.128	+6.286
9.0	lap 3	1:02.277	9.267	+7.575
8.5	int	1:11.710	9.433	+8.873
8.0	lap 4	1:21.301	9.591	+10.198
7.5	int	1:30.940	9.639	+11.430
7.0	lap 5	1:40.784	9.844	+12.753
6.5	int	1:50.704	9.920	+14.082
6.0	lap 6	2:00.811	10.107	+15.560
5.5	int	2:11.023	10.212	+17.090
5.0	lap 7	2:21.238	10.215	+18.579
4.5	int	2:31.395	10.157	+19.969
4.0	lap 8	2:41.477	10.082	+21.225
3.5	int	2:51.636	10.159	+22.510
3.0	lap 9	3:01.848	10.212	+23.788
2.5	int	3:12.095	10.247	+25.016
2.0	lap 10	3:22.420	10.325	+26.365
1.5	int	3:32.886	10.466	+27.796
1.0	lap 11	3:43.249	10.363	+29.082
0.5	int	3:53.308	10.059	+30.059

Laps To Go	Stage	Time	Section	Diff +/-
0.0	FINISH	4:03.348	10.040	+31.117

Fastest 2 riders will race for gold, and 3rd and 4th riders will race for bronze.





Men's C3 3km Pursuit Qualification

17.03.2016 - Session 1

WORLD RECORD: 3:26.691 - OBYDENNOV A (RUS) - Aguascalientes (MEX) 11.04.2014

Audit Trail for **87 SCHINDLER, Matthias**

Laps To Go	Stage	Time	Section	Diff +/-
11.5	int	14.759	14.759	+1.020
11.0	lap 1	24.174	9.415	+2.002
10.5	int	33.165	8.991	+2.718
10.0	lap 2	42.109	8.944	+3.475
9.5	int	51.192	9.083	+4.468
9.0	lap 3	1:00.390	9.198	+5.688
8.5	int	1:09.619	9.229	+6.782
8.0	lap 4	1:18.883	9.264	+7.780
7.5	int	1:28.252	9.369	+8.742
7.0	lap 5	1:37.669	9.417	+9.638
6.5	int	1:47.172	9.503	+10.550
6.0	lap 6	1:56.720	9.548	+11.469
5.5	int	2:06.244	9.524	+12.311
5.0	lap 7	2:15.805	9.561	+13.146
4.5	int	2:25.348	9.543	+13.922
4.0	lap 8	2:35.021	9.673	+14.769
3.5	int	2:44.721	9.700	+15.595
3.0	lap 9	2:54.386	9.665	+16.326
2.5	int	3:04.083	9.697	+17.004
2.0	lap 10	3:13.869	9.786	+17.814
1.5	int	3:23.706	9.837	+18.616
1.0	lap 11	3:33.478	9.772	+19.311
0.5	int	3:43.269	9.791	+20.020

Laps To Go	Stage	Time	Section	Diff +/-
0.0	FINISH	3:52.990	9.721	+20.759

Fastest 2 riders will race for gold, and 3rd and 4th riders will race for bronze.





Men's C3 3km Pursuit Qualification

17.03.2016 - Session 1

WORLD RECORD: 3:26.691 - OBYDENNOV A (RUS) - Aguascalientes (MEX) 11.04.2014

Audit Trail for 99 KIMBALL, Jason

Laps To Go	Stage	Time	Section	Diff +/-
11.5	int	13.739	13.739	+0.000
11.0	lap 1	22.172	8.433	+0.000
10.5	int	30.447	8.275	+0.000
10.0	lap 2	38.856	8.409	+0.222
9.5	int	47.423	8.567	+0.699
9.0	lap 3	56.324	8.901	+1.622
8.5	int	1:05.491	9.167	+2.654
8.0	lap 4	1:14.913	9.422	+3.810
7.5	int	1:24.571	9.658	+5.061
7.0	lap 5	1:34.487	9.916	+6.456
6.5	int	1:44.589	10.102	+7.967
6.0	lap 6	1:54.810	10.221	+9.559
5.5	int	2:05.142	10.332	+11.209
5.0	lap 7	2:15.642	10.500	+12.983
4.5	int	2:26.194	10.552	+14.768
4.0	lap 8	2:36.836	10.642	+16.584
3.5	int	2:47.543	10.707	+18.417
3.0	lap 9	2:58.234	10.691	+20.174
2.5	int	3:08.936	10.702	+21.857
2.0	lap 10	3:19.584	10.648	+23.529
1.5	int	3:30.333	10.749	+25.243
1.0	lap 11	3:41.023	10.690	+26.856
0.5	int	3:51.681	10.658	+28.432

Laps To Go	Stage	Time	Section	Diff +/-
0.0	FINISH	4:02.343	10.662	+30.112

Fastest 2 riders will race for gold, and 3rd and 4th riders will race for bronze.





Men's C3 3km Pursuit Qualification

17.03.2016 - Session 1

WORLD RECORD: 3:26.691 - OBYDENNOV A (RUS) - Aguascalientes (MEX) 11.04.2014

Audit Trail for **80 NICHOLAS, David**

Laps To Go	Stage	Time	Section	Diff +/-
11.5	int	14.745	14.745	+1.006
11.0	lap 1	23.668	8.923	+1.496
10.5	int	32.145	8.477	+1.698
10.0	lap 2	40.527	8.382	+1.893
9.5	int	48.834	8.307	+2.110
9.0	lap 3	57.126	8.292	+2.424
8.5	int	1:05.464	8.338	+2.627
8.0	lap 4	1:13.897	8.433	+2.794
7.5	int	1:22.485	8.588	+2.975
7.0	lap 5	1:31.121	8.636	+3.090
6.5	int	1:39.862	8.741	+3.240
6.0	lap 6	1:48.457	8.595	+3.206
5.5	int	1:57.174	8.717	+3.241
5.0	lap 7	2:05.877	8.703	+3.218
4.5	int	2:14.628	8.751	+3.202
4.0	lap 8	2:23.411	8.783	+3.159
3.5	int	2:32.177	8.766	+3.051
3.0	lap 9	2:41.033	8.856	+2.973
2.5	int	2:49.924	8.891	+2.845
2.0	lap 10	2:58.932	9.008	+2.877
1.5	int	3:07.953	9.021	+2.863
1.0	lap 11	3:17.009	9.056	+2.842
0.5	int	3:26.095	9.086	+2.846

Laps To Go	Stage	Time	Section	Diff +/-
0.0	FINISH	3:35.184	9.089	+2.953

Fastest 2 riders will race for gold, and 3rd and 4th riders will race for bronze.





Men's C3 3km Pursuit Qualification

17.03.2016 - Session 1

WORLD RECORD: 3:26.691 - OBYDENNOV A (RUS) - Aguascalientes (MEX) 11.04.2014

Audit Trail for 94 ODENDAAL, Juan

Laps To Go	Stage	Time	Section	Diff +/-
11.5	int	14.268	14.268	+0.529
11.0	lap 1	23.594	9.326	+1.422
10.5	int	32.816	9.222	+2.369
10.0	lap 2	42.056	9.240	+3.422
9.5	int	51.321	9.265	+4.597
9.0	lap 3	1:00.789	9.468	+6.087
8.5	int	1:10.364	9.575	+7.527
8.0	lap 4	1:20.193	9.829	+9.090
7.5	int	1:30.116	9.923	+10.606
7.0	lap 5	1:40.231	10.115	+12.200
6.5	int	1:50.390	10.159	+13.768
6.0	lap 6	2:00.486	10.096	+15.235
5.5	int	2:10.611	10.125	+16.678
5.0	lap 7	2:20.771	10.160	+18.112
4.5	int	2:31.017	10.246	+19.591
4.0	lap 8	2:41.379	10.362	+21.127
3.5	int	2:51.757	10.378	+22.631
3.0	lap 9	3:02.177	10.420	+24.117
2.5	int	3:12.600	10.423	+25.521
2.0	lap 10	3:23.179	10.579	+27.124
1.5	int	3:33.834	10.655	+28.744
1.0	lap 11	3:44.514	10.680	+30.347
0.5	int	3:55.088	10.574	+31.839

Laps To Go	Stage	Time	Section	Diff +/-
0.0	FINISH	4:05.563	10.475	+33.332

Fastest 2 riders will race for gold, and 3rd and 4th riders will race for bronze.





Men's C3 3km Pursuit Qualification

17.03.2016 - Session 1

WORLD RECORD: 3:26.691 - OBYDENNOV A (RUS) - Aguascalientes (MEX) 11.04.2014

Audit Trail for 92 FUJITA, Masaki

Laps To Go	Stage	Time	Section	Diff +/-
11.5	int	13.768	13.768	+0.029
11.0	lap 1	22.311	8.543	+0.139
10.5	int	30.476	8.165	+0.029
10.0	lap 2	38.634	8.158	+0.000
9.5	int	46.883	8.249	+0.159
9.0	lap 3	55.259	8.376	+0.557
8.5	int	1:03.755	8.496	+0.918
8.0	lap 4	1:12.383	8.628	+1.280
7.5	int	1:21.120	8.737	+1.610
7.0	lap 5	1:29.930	8.810	+1.899
6.5	int	1:38.830	8.900	+2.208
6.0	lap 6	1:47.808	8.978	+2.557
5.5	int	1:56.801	8.993	+2.868
5.0	lap 7	2:05.817	9.016	+3.158
4.5	int	2:14.893	9.076	+3.467
4.0	lap 8	2:23.992	9.099	+3.740
3.5	int	2:33.094	9.102	+3.968
3.0	lap 9	2:42.281	9.187	+4.221
2.5	int	2:51.499	9.218	+4.420
2.0	lap 10	3:00.753	9.254	+4.698
1.5	int	3:10.035	9.282	+4.945
1.0	lap 11	3:19.362	9.327	+5.195
0.5	int	3:28.708	9.346	+5.459

Laps To Go	Stage	Time	Section	Diff +/-
0.0	FINISH	3:38.091	9.383	+5.860

Fastest 2 riders will race for gold, and 3rd and 4th riders will race for bronze.





Men's C3 3km Pursuit Qualification

17.03.2016 - Session 1

WORLD RECORD: 3:26.691 - OBYDENNOV A (RUS) - Aguascalientes (MEX) 11.04.2014

Audit Trail for 82 SAMETZ, Michael

Laps To Go	Stage	Time	Section	Diff +/-
11.5	int	15.128	15.128	+1.389
11.0	lap 1	24.341	9.213	+2.169
10.5	int	33.094	8.753	+2.647
10.0	lap 2	41.845	8.751	+3.211
9.5	int	50.677	8.832	+3.953
9.0	lap 3	59.649	8.972	+4.947
8.5	int	1:08.754	9.105	+5.917
8.0	lap 4	1:17.917	9.163	+6.814
7.5	int	1:27.053	9.136	+7.543
7.0	lap 5	1:36.258	9.205	+8.227
6.5	int	1:45.412	9.154	+8.790
6.0	lap 6	1:54.568	9.156	+9.317
5.5	int	2:03.744	9.176	+9.811
5.0	lap 7	2:12.914	9.170	+10.255
4.5	int	2:21.993	9.079	+10.567
4.0	lap 8	2:31.045	9.052	+10.793
3.5	int	2:40.080	9.035	+10.954
3.0	lap 9	2:49.055	8.975	+10.995
2.5	int	2:58.037	8.982	+10.958
2.0	lap 10	3:07.028	8.991	+10.973
1.5	int	3:16.056	9.028	+10.966
1.0	lap 11	3:25.099	9.043	+10.932
0.5	int	3:34.089	8.990	+10.840

Laps To Go	Stage	Time	Section	Diff +/-
0.0	FINISH	3:43.040	8.951	+10.809

Fastest 2 riders will race for gold, and 3rd and 4th riders will race for bronze.





Men's C3 3km Pursuit Qualification

17.03.2016 - Session 1

WORLD RECORD: 3:26.691 - OBYDENNOV A (RUS) - Aguascalientes (MEX) 11.04.2014

Audit Trail for 81 SCHELFHOUT, Diederick

Laps To Go	Stage	Time	Section	Diff +/-
11.5	int	14.365	14.365	+0.626
11.0	lap 1	22.867	8.502	+0.695
10.5	int	31.089	8.222	+0.642
10.0	lap 2	39.274	8.185	+0.640
9.5	int	47.548	8.274	+0.824
9.0	lap 3	55.925	8.377	+1.223
8.5	int	1:04.344	8.419	+1.507
8.0	lap 4	1:12.908	8.564	+1.805
7.5	int	1:21.642	8.734	+2.132
7.0	lap 5	1:30.553	8.911	+2.522
6.5	int	1:39.525	8.972	+2.903
6.0	lap 6	1:48.521	8.996	+3.270
5.5	int	1:57.538	9.017	+3.605
5.0	lap 7	2:06.620	9.082	+3.961
4.5	int	2:15.860	9.240	+4.434
4.0	lap 8	2:24.955	9.095	+4.703
3.5	int	2:34.074	9.119	+4.948
3.0	lap 9	2:43.266	9.192	+5.206
2.5	int	2:52.609	9.343	+5.530
2.0	lap 10	3:02.088	9.479	+6.033
1.5	int	3:11.626	9.538	+6.536
1.0	lap 11	3:21.311	9.685	+7.144
0.5	int	3:31.046	9.735	+7.797

Laps To Go	Stage	Time	Section	Diff +/-
0.0	FINISH	3:40.821	9.775	+8.590

Fastest 2 riders will race for gold, and 3rd and 4th riders will race for bronze.





Men's C3 3km Pursuit Qualification

17.03.2016 - Session 1

WORLD RECORD: 3:26.691 - OBYDENNOV A (RUS) - Aguascalientes (MEX) 11.04.2014

Audit Trail for 83 MUNOZ MARIN, Esneider

Laps To Go	Stage	Time	Section	Diff +/-
11.5	int	14.307	14.307	+0.568
11.0	lap 1	23.593	9.286	+1.421
10.5	int	32.512	8.919	+2.065
10.0	lap 2	41.391	8.879	+2.757
9.5	int	50.316	8.925	+3.592
9.0	lap 3	59.345	9.029	+4.643
8.5	int	1:08.560	9.215	+5.723
8.0	lap 4	1:18.004	9.444	+6.901
7.5	int	1:27.504	9.500	+7.994
7.0	lap 5	1:37.116	9.612	+9.085
6.5	int	1:46.763	9.647	+10.141
6.0	lap 6	1:56.496	9.733	+11.245
5.5	int	2:06.145	9.649	+12.212
5.0	lap 7	2:15.860	9.715	+13.201
4.5	int	2:25.491	9.631	+14.065
4.0	lap 8	2:34.863	9.372	+14.611
3.5	int	2:44.277	9.414	+15.151
3.0	lap 9	2:53.722	9.445	+15.662
2.5	int	3:03.217	9.495	+16.138
2.0	lap 10	3:12.756	9.539	+16.701
1.5	int	3:22.249	9.493	+17.159
1.0	lap 11	3:31.733	9.484	+17.566
0.5	int	3:40.821	9.088	+17.572

Laps To Go	Stage	Time	Section	Diff +/-
0.0	FINISH	3:50.914	10.093	+18.683

Fastest 2 riders will race for gold, and 3rd and 4th riders will race for bronze.





Men's C3 3km Pursuit Qualification

17.03.2016 - Session 1

WORLD RECORD: 3:26.691 - OBYDENNOV A (RUS) - Aguascalientes (MEX) 11.04.2014

Audit Trail for

86 SANTAS ASENSIO, Eduardo

Laps To Go	Stage	Time	Section	Diff +/-
11.5	int	13.897	13.897	+0.158
11.0	lap 1	22.866	8.969	+0.694
10.5	int	31.484	8.618	+1.037
10.0	lap 2	40.116	8.632	+1.482
9.5	int	48.766	8.650	+2.042
9.0	lap 3	57.466	8.700	+2.764
8.5	int	1:06.203	8.737	+3.366
8.0	lap 4	1:14.962	8.759	+3.859
7.5	int	1:23.702	8.740	+4.192
7.0	lap 5	1:32.480	8.778	+4.449
6.5	int	1:41.258	8.778	+4.636
6.0	lap 6	1:50.100	8.842	+4.849
5.5	int	1:58.927	8.827	+4.994
5.0	lap 7	2:07.823	8.896	+5.164
4.5	int	2:16.666	8.843	+5.240
4.0	lap 8	2:25.554	8.888	+5.302
3.5	int	2:34.371	8.817	+5.245
3.0	lap 9	2:43.229	8.858	+5.169
2.5	int	2:52.165	8.936	+5.086
2.0	lap 10	3:01.368	9.203	+5.313
1.5	int	3:10.665	9.297	+5.575
1.0	lap 11	3:19.970	9.305	+5.803
0.5	int	3:29.286	9.316	+6.037

Laps To Go	Stage	Time	Section	Diff +/-
0.0	FINISH	3:38.591	9.305	+6.360

Fastest 2 riders will race for gold, and 3rd and 4th riders will race for bronze.





Men's C3 3km Pursuit Qualification

17.03.2016 - Session 1

WORLD RECORD: 3:26.691 - OBYDENNOV A (RUS) - Aguascalientes (MEX) 11.04.2014

Audit Trail for 90 ANOBILE, Fabio

Laps To Go	Stage	Time	Section	Diff +/-
11.5	int	13.799	13.799	+0.060
11.0	lap 1	22.416	8.617	+0.244
10.5	int	30.941	8.525	+0.494
10.0	lap 2	39.519	8.578	+0.885
9.5	int	48.071	8.552	+1.347
9.0	lap 3	56.707	8.636	+2.005
8.5	int	1:05.626	8.919	+2.789
8.0	lap 4	1:14.815	9.189	+3.712
7.5	int	1:24.083	9.268	+4.573
7.0	lap 5	1:33.398	9.315	+5.367
6.5	int	1:42.690	9.292	+6.068
6.0	lap 6	1:51.986	9.296	+6.735
5.5	int	2:01.315	9.329	+7.382
5.0	lap 7	2:10.712	9.397	+8.053
4.5	int	2:20.175	9.463	+8.749
4.0	lap 8	2:29.691	9.516	+9.439
3.5	int	2:39.252	9.561	+10.126
3.0	lap 9	2:48.828	9.576	+10.768
2.5	int	2:58.405	9.577	+11.326
2.0	lap 10	3:08.019	9.614	+11.964
1.5	int	3:17.642	9.623	+12.552
1.0	lap 11	3:27.286	9.644	+13.119
0.5	int	3:36.930	9.644	+13.681

Laps To Go	Stage	Time	Section	Diff +/-
0.0	FINISH	3:46.638	9.708	+14.407

Fastest 2 riders will race for gold, and 3rd and 4th riders will race for bronze.





Men's C3 3km Pursuit Qualification

17.03.2016 - Session 1

WORLD RECORD: 3:26.691 - OBYDENNOV A (RUS) - Aguascalientes (MEX) 11.04.2014

Audit Trail for 89 CLIFFORD, Eoghan

Laps To Go	Stage	Time	Section	Diff +/-
11.5	int	15.062	15.062	+1.323
11.0	lap 1	24.239	9.177	+2.067
10.5	int	32.820	8.581	+2.373
10.0	lap 2	41.253	8.433	+2.619
9.5	int	49.663	8.410	+2.939
9.0	lap 3	58.078	8.415	+3.376
8.5	int	1:06.578	8.500	+3.741
8.0	lap 4	1:15.148	8.570	+4.045
7.5	int	1:23.773	8.625	+4.263
7.0	lap 5	1:32.459	8.686	+4.428
6.5	int	1:41.165	8.706	+4.543
6.0	lap 6	1:49.915	8.750	+4.664
5.5	int	1:58.704	8.789	+4.771
5.0	lap 7	2:07.542	8.838	+4.883
4.5	int	2:16.335	8.793	+4.909
4.0	lap 8	2:25.161	8.826	+4.909
3.5	int	2:34.002	8.841	+4.876
3.0	lap 9	2:42.857	8.855	+4.797
2.5	int	2:51.679	8.822	+4.600
2.0	lap 10	3:00.518	8.839	+4.463
1.5	int	3:09.348	8.830	+4.258
1.0	lap 11	3:18.148	8.800	+3.981
0.5	int	3:27.011	8.863	+3.762

Laps To Go	Stage	Time	Section	Diff +/-
0.0	FINISH	3:35.837	8.826	+3.606

Fastest 2 riders will race for gold, and 3rd and 4th riders will race for bronze.





Men's C3 3km Pursuit Qualification

17.03.2016 - Session 1

WORLD RECORD: 3:26.691 - OBYDENNOV A (RUS) - Aguascalientes (MEX) 11.04.2014

Audit Trail for 97 USTINOV, Sergey

Laps To Go	Stage	Time	Section	Diff +/-
11.5	int	14.444	14.444	+0.705
11.0	lap 1	23.180	8.736	+1.008
10.5	int	31.658	8.478	+1.211
10.0	lap 2	40.202	8.544	+1.568
9.5	int	48.825	8.623	+2.101
9.0	lap 3	57.568	8.743	+2.866
8.5	int	1:06.414	8.846	+3.577
8.0	lap 4	1:15.401	8.987	+4.298
7.5	int	1:24.428	9.027	+4.918
7.0	lap 5	1:33.552	9.124	+5.521
6.5	int	1:42.756	9.204	+6.134
6.0	lap 6	1:51.981	9.225	+6.730
5.5	int	2:01.281	9.300	+7.348
5.0	lap 7	2:10.589	9.308	+7.930
4.5	int	2:19.987	9.398	+8.561
4.0	lap 8	2:29.405	9.418	+9.153
3.5	int	2:38.891	9.486	+9.765
3.0	lap 9	2:48.425	9.534	+10.365
2.5	int	2:58.033	9.608	+10.954
2.0	lap 10	3:07.682	9.649	+11.627
1.5	int	3:17.391	9.709	+12.301
1.0	lap 11	3:27.011	9.620	+12.844
0.5	int	3:36.837	9.826	+13.588

Laps To Go	Stage	Time	Section	Diff +/-
0.0	FINISH	3:46.383	9.185	+14.152

Fastest 2 riders will race for gold, and 3rd and 4th riders will race for bronze.





Men's C3 3km Pursuit Qualification

17.03.2016 - Session 1

WORLD RECORD: 3:26.691 - OBYDENNOV A (RUS) - Aguascalientes (MEX) 11.04.2014

Audit Trail for 98 BERENYI, Joseph

Laps To Go	Stage	Time	Section	Diff +/-
11.5	int	14.617	14.617	+0.878
11.0	lap 1	23.151	8.534	+0.979
10.5	int	31.066	7.915	+0.619
10.0	lap 2	38.878	7.812	+0.244
9.5	int	46.724	7.846	+0.000
9.0	lap 3	54.702	7.978	+0.000
8.5	int	1:02.837	8.135	+0.000
8.0	lap 4	1:11.103	8.266	+0.000
7.5	int	1:19.510	8.407	+0.000
7.0	lap 5	1:28.031	8.521	+0.000
6.5	int	1:36.622	8.591	+0.000
6.0	lap 6	1:45.251	8.629	+0.000
5.5	int	1:53.933	8.682	+0.000
5.0	lap 7	2:02.659	8.726	+0.000
4.5	int	2:11.426	8.767	+0.000
4.0	lap 8	2:20.252	8.826	+0.000
3.5	int	2:29.126	8.874	+0.000
3.0	lap 9	2:38.060	8.934	+0.000
2.5	int	2:47.079	9.019	+0.000
2.0	lap 10	2:56.055	8.976	+0.000
1.5	int	3:05.090	9.035	+0.000
1.0	lap 11	3:14.167	9.077	+0.000
0.5	int	3:23.249	9.082	+0.000

Laps To Go	Stage	Time	Section	Diff +/-
0.0	FINISH	3:32.231	8.982	+0.000

Fastest 2 riders will race for gold, and 3rd and 4th riders will race for bronze.



Men's C3 3km Pursuit Qualification

17.03.2016 - Session 1

WORLD RECORD: 3:26.691 - OBYDENNOV A (RUS) - Aguascalientes (MEX) 11.04.2014

Audit Trail for 96 OBYDENNOV, Alexsey

Laps To Go	Stage	Time	Section	Diff +/-
11.5	int	14.878	14.878	+1.139
11.0	lap 1	23.602	8.724	+1.430
10.5	int	32.149	8.547	+1.702
10.0	lap 2	40.747	8.598	+2.113
9.5	int	49.441	8.694	+2.717
9.0	lap 3	58.165	8.724	+3.463
8.5	int	1:06.908	8.743	+4.071
8.0	lap 4	1:15.674	8.766	+4.571
7.5	int	1:24.372	8.698	+4.862
7.0	lap 5	1:33.110	8.738	+5.079
6.5	int	1:41.828	8.718	+5.206
6.0	lap 6	1:50.630	8.802	+5.379
5.5	int	1:59.509	8.879	+5.576
5.0	lap 7	2:08.410	8.901	+5.751
4.5	int	2:17.410	9.000	+5.984
4.0	lap 8	2:26.492	9.082	+6.240
3.5	int	2:35.530	9.038	+6.404
3.0	lap 9	2:44.607	9.077	+6.547
2.5	int	2:53.724	9.117	+6.645
2.0	lap 10	3:02.983	9.259	+6.928
1.5	int	3:12.240	9.257	+7.150
1.0	lap 11	3:21.512	9.272	+7.345
0.5	int	3:30.822	9.310	+7.573

Laps To Go	Stage	Time	Section	Diff +/-
0.0	FINISH	3:40.202	9.380	+7.971

Fastest 2 riders will race for gold, and 3rd and 4th riders will race for bronze.



Men's C3 3km Pursuit Qualification

17.03.2016 - Session 1

WORLD RECORD: 3:26.691 - OBYDENNOV A (RUS) - Aguascalientes (MEX) 11.04.2014

Audit Trail for
96 OBYDENNOV, Alexsey

Approved by
the College of Commissaires

Fastest 2 riders will race for gold, and 3rd and 4th riders will race for bronze.





Women's C5 500m Time Trial Final

17.03.2016 - Session 2

WORLD RECORD: 36.379 - ZHOU, JuFang (CHN) - Aguascalientes (MEX) 10.04.2014

Audit Trail for **230 SOUTHORN, Fiona**

Laps To Go	Stage	Time	Section	Diff +/-
1.5	int	15.781	15.781	+2.367
1.0	lap 1	25.240	9.459	+3.662
0.5	int	34.246	9.006	+4.847
0.0	FINISH	43.223	8.977	+5.834





Women's C5 500m Time Trial Final

17.03.2016 - Session 2

WORLD RECORD: 36.379 - ZHOU, JuFang (CHN) - Aguascalientes (MEX) 10.04.2014

Audit Trail for 232 BOSCO, Samantha

Laps To Go	Stage	Time	Section	Diff +/-
1.5	int	15.187	15.187	+1.773
1.0	lap 1	24.147	8.960	+2.569
0.5	int	32.627	8.480	+3.228
0.0	FINISH	41.087	8.460	+3.698





Women's C5 500m Time Trial Final

17.03.2016 - Session 2

WORLD RECORD: 36.379 - ZHOU, JuFang (CHN) - Aguascalientes (MEX) 10.04.2014

Audit Trail for 233 SCHUBLE, Jennifer

Laps To Go	Stage	Time	Section	Diff +/-
1.5	int	13.679	13.679	+0.265
1.0	lap 1	22.138	8.459	+0.560
0.5	int	30.487	8.349	+1.088
0.0	FINISH	39.166	8.679	+1.777





Women's C5 500m Time Trial Final

17.03.2016 - Session 2

WORLD RECORD: 36.379 - ZHOU, JuFang (CHN) - Aguascalientes (MEX) 10.04.2014

Audit Trail for 225 DELGADO, Mariela Analia

Laps To Go	Stage	Time	Section	Diff +/-
1.5	int	13.930	13.930	+0.516
1.0	lap 1	22.345	8.415	+0.767
0.5	int	30.497	8.152	+1.098
0.0	FINISH	38.817	8.320	+1.428





Women's C5 500m Time Trial Final

17.03.2016 - Session 2

WORLD RECORD: 36.379 - ZHOU, JuFang (CHN) - Aguascalientes (MEX) 10.04.2014

Audit Trail for 226 ZHOU, Jufang

Laps To Go	Stage	Time	Section	Diff +/-
1.5	int	13.414	13.414	+0.000
1.0	lap 1	21.615	8.201	+0.037
0.5	int	29.399	7.784	+0.000
0.0	FINISH	37.389	7.990	+0.000





Women's C5 500m Time Trial Final

17.03.2016 - Session 2

WORLD RECORD: 36.379 - ZHOU, JuFang (CHN) - Aguascalientes (MEX) 10.04.2014

Audit Trail for 229 BRACHTENDORF, Kerstin

Laps To Go	Stage	Time	Section	Diff +/-
1.5	int	14.176	14.176	+0.762
1.0	lap 1	23.464	9.288	+1.886
0.5	int	32.442	8.978	+3.043
0.0	FINISH	41.462	9.020	+4.073





Women's C5 500m Time Trial Final


17.03.2016 - Session 2

WORLD RECORD: 36.379 - ZHOU, JuFang (CHN) - Aguascalientes (MEX) 10.04.2014

Audit Trail for 227 LANE, Crystal

Laps To Go	Stage	Time	Section	Diff +/-
1.5	int	13.422	13.422	+0.008
1.0	lap 1	21.578	8.156	+0.000
0.5	int	29.548	7.970	+0.149
0.0	FINISH	37.796	8.248	+0.407





Women's C5 500m Time Trial Final


17.03.2016 - Session 2

WORLD RECORD: 36.379 - ZHOU, JuFang (CHN) - Aguascalientes (MEX) 10.04.2014

Audit Trail for 228 STOREY, Sarah

Laps To Go	Stage	Time	Section	Diff +/-
1.5	int	13.462	13.462	+0.048
1.0	lap 1	21.795	8.333	+0.217
0.5	int	29.693	7.898	+0.294
0.0	FINISH	37.589	7.896	+0.200





Women's C5 500m Time Trial Final

17.03.2016 - Session 2

WORLD RECORD: 36.379 - ZHOU, JuFang (CHN) - Aguascalientes (MEX) 10.04.2014

Audit Trail for **231 HARKOWSKA, Anna**

Laps To Go	Stage	Time	Section	Diff +/-
1.5	int	14.251	14.251	+0.837
1.0	lap 1	23.199	8.948	+1.621
0.5	int	31.878	8.679	+2.479
0.0	FINISH	40.503	8.625	+3.114

Approved by
the College of Commissaires





Women's C4 500m Time Trial Final

17.03.2016 - Session 2

WORLD RECORD: 37.879 - RUAN, Jianping - Aguascalientes (MEX) 10.04.2014

Audit Trail for 190 COX, Kadeena

Laps To Go	Stage	Time	Section	Diff +/-
1.5	int	12.792	12.792	+0.000
1.0	lap 1	20.857	8.065	+0.000
0.5	int	28.878	8.021	+0.000
0.0	FINISH	37.456	8.578	+0.000





Women's C4 500m Time Trial Final

17.03.2016 - Session 2

WORLD RECORD: 37.879 - RUAN, Jianping - Aguascalientes (MEX) 10.04.2014

Audit Trail for 218 GALKINA, Elena

Laps To Go	Stage	Time	Section	Diff +/-
1.5	int	15.596	15.596	+2.804
1.0	lap 1	24.987	9.391	+4.130
0.5	int	34.101	9.114	+5.223
0.0	FINISH	43.583	9.482	+6.127





Women's C4 500m Time Trial Final

17.03.2016 - Session 2

WORLD RECORD: 37.879 - RUAN, Jianping - Aguascalientes (MEX) 10.04.2014

Audit Trail for **216 NARCISI, Jenny**

Laps To Go	Stage	Time	Section	Diff +/-
1.5	int	16.054	16.054	+3.262
1.0	lap 1	25.959	9.905	+5.102
0.5	int	35.610	9.651	+6.732
0.0	FINISH	45.413	9.803	+7.957





Women's C4 500m Time Trial Final

17.03.2016 - Session 2

WORLD RECORD: 37.879 - RUAN, Jianping - Aguascalientes (MEX) 10.04.2014

Audit Trail for 210 LISNEY, Alexandra

Laps To Go	Stage	Time	Section	Diff +/-
1.5	int	15.155	15.155	+2.363
1.0	lap 1	24.625	9.470	+3.768
0.5	int	33.641	9.016	+4.763
0.0	FINISH	42.486	8.845	+5.030





Women's C4 500m Time Trial Final

17.03.2016 - Session 2

WORLD RECORD: 37.879 - RUAN, Jianping - Aguascalientes (MEX) 10.04.2014

Audit Trail for 215 SAUL, Elizabeth

Laps To Go	Stage	Time	Section	Diff +/-
1.5	int	15.545	15.545	+2.753
1.0	lap 1	24.994	9.449	+4.137
0.5	int	34.137	9.143	+5.259
0.0	FINISH	43.556	9.419	+6.100





Women's C4 500m Time Trial Final

17.03.2016 - Session 2

WORLD RECORD: 37.879 - RUAN, Jianping - Aguascalientes (MEX) 10.04.2014

Audit Trail for **219 SEVASTYANOVA, Ksenia**

Laps To Go	Stage	Time	Section	Diff +/-
1.5	int	15.718	15.718	+2.926
1.0	lap 1	25.399	9.681	+4.542
0.5	int	34.795	9.396	+5.917
0.0	FINISH	44.479	9.684	+7.023





Women's C4 500m Time Trial Final

17.03.2016 - Session 2

WORLD RECORD: 37.879 - RUAN, Jianping - Aguascalientes (MEX) 10.04.2014

Audit Trail for 213 MOLNAR, Marie-Claude

Laps To Go	Stage	Time	Section	Diff +/-
1.5	int	15.650	15.650	+2.858
1.0	lap 1	25.127	9.477	+4.270
0.5	int	34.132	9.005	+5.254
0.0	FINISH	43.218	9.086	+5.762





Women's C4 500m Time Trial Final

17.03.2016 - Session 2

WORLD RECORD: 37.879 - RUAN, Jianping - Aguascalientes (MEX) 10.04.2014

Audit Trail for **221 MORELLI, Shawn**

Laps To Go	Stage	Time	Section	Diff +/-
1.5	int	14.854	14.854	+2.062
1.0	lap 1	24.470	9.616	+3.613
0.5	int	33.505	9.035	+4.627
0.0	FINISH	42.445	8.940	+4.989





Women's C4 500m Time Trial Final

17.03.2016 - Session 2

WORLD RECORD: 37.879 - RUAN, Jianping - Aguascalientes (MEX) 10.04.2014

Audit Trail for 220 FISHER, Megan

Laps To Go	Stage	Time	Section	Diff +/-
1.5	int	14.442	14.442	+1.650
1.0	lap 1	23.562	9.120	+2.705
0.5	int	32.336	8.774	+3.458
0.0	FINISH	41.359	9.023	+3.903





Women's C4 500m Time Trial Final

17.03.2016 - Session 2

WORLD RECORD: 37.879 - RUAN, Jianping - Aguascalientes (MEX) 10.04.2014

Audit Trail for 214 RUAN, Jianping

Laps To Go	Stage	Time	Section	Diff +/-
1.5	int	13.175	13.175	+0.383
1.0	lap 1	21.502	8.327	+0.645
0.5	int	29.545	8.043	+0.667
0.0	FINISH	37.835	8.290	+0.379





Women's C4 500m Time Trial Final

17.03.2016 - Session 2

WORLD RECORD: 37.879 - RUAN, Jianping - Aguascalientes (MEX) 10.04.2014

Audit Trail for 217 HORAN, Katherine

Laps To Go	Stage	Time	Section	Diff +/-
1.5	int	13.865	13.865	+1.073
1.0	lap 1	22.507	8.642	+1.650
0.5	int	30.984	8.477	+2.106
0.0	FINISH	39.730	8.746	+2.274





Women's C4 500m Time Trial Final

17.03.2016 - Session 2


WORLD RECORD: 37.879 - RUAN, Jianping - Aguascalientes (MEX) 10.04.2014

Audit Trail for 212 POWELL, Susan

Laps To Go	Stage	Time	Section	Diff +/-
1.5	int	14.039	14.039	+1.247
1.0	lap 1	22.862	8.823	+2.005
0.5	int	31.513	8.651	+2.635
0.0	FINISH	40.296	8.783	+2.840

Approved by
the College of Commissaires





Men's C5 1km Time Trial Final

17.03.2016 - Session 2

WORLD RECORD: 1:01:683 - CABELLO Alfonso (ESP) - Aguascalientes 12.04.2015

Audit Trail for 137 KAJNAR, Tomas

Laps To Go	Stage	Time	Section	Diff +/-
3.5	int	13.571	13.571	+1.369
3.0	lap 1	21.644	8.073	+2.211
2.5	int	29.375	7.731	+3.006
2.0	lap 2	37.092	7.717	+3.670
1.5	int	44.919	7.827	+4.199
1.0	lap 3	52.976	8.057	+4.585
0.5	int	1:01.181	8.205	+4.693
0.0	FINISH	1:09.627	8.446	+4.582





Men's C5 1km Time Trial Final


17.03.2016 - Session 2

WORLD RECORD: 1:01:683 - CABELLO Alfonso (ESP) - Aguascalientes 12.04.2015

Audit Trail for 142 ADDESI, Pierpaolo

Laps To Go	Stage	Time	Section	Diff +/-
3.5	int	14.414	14.414	+2.212
3.0	lap 1	23.325	8.911	+3.892
2.5	int	31.746	8.421	+5.377
2.0	lap 2	40.148	8.402	+6.726
1.5	int	48.716	8.568	+7.996
1.0	lap 3	57.518	8.802	+9.127
0.5	int	1:06.476	8.958	+9.988
0.0	FINISH	1:15.588	9.112	+10.543





Men's C5 1km Time Trial Final

17.03.2016 - Session 2

WORLD RECORD: 1:01:683 - CABELLO Alfonso (ESP) - Aguascalientes 12.04.2015

Audit Trail for

136 ROBINSON JARAMILLO, Joseph

Laps To Go	Stage	Time	Section	Diff +/-
3.5	int	14.408	14.408	+2.206
3.0	lap 1	22.935	8.527	+3.502
2.5	int	30.832	7.897	+4.463
2.0	lap 2	38.720	7.888	+5.298
1.5	int	46.717	7.997	+5.997
1.0	lap 3	54.973	8.256	+6.582
0.5	int	1:03.399	8.426	+6.911
0.0	FINISH	1:12.015	8.616	+6.970





Men's C5 1km Time Trial Final

17.03.2016 - Session 2

WORLD RECORD: 1:01:683 - CABELLO Alfonso (ESP) - Aguascalientes 12.04.2015

Audit Trail for **140 BUTTERWORTH, Jon-Allan**

Laps To Go	Stage	Time	Section	Diff +/-
3.5	int	12.903	12.903	+0.701
3.0	lap 1	20.306	7.403	+0.873
2.5	int	27.311	7.005	+0.942
2.0	lap 2	34.456	7.145	+1.034
1.5	int	41.787	7.331	+1.067
1.0	lap 3	49.400	7.613	+1.009
0.5	int	57.291	7.891	+0.803
0.0	FINISH	1:05.549	8.258	+0.504





Men's C5 1km Time Trial Final


17.03.2016 - Session 2

WORLD RECORD: 1:01:683 - CABELLO Alfonso (ESP) - Aguascalientes 12.04.2015

Audit Trail for 134 LIU, Xinyang

Laps To Go	Stage	Time	Section	Diff +/-
3.5	int	13.122	13.122	+0.920
3.0	lap 1	21.136	8.014	+1.703
2.5	int	28.798	7.662	+2.429
2.0	lap 2	36.493	7.695	+3.071
1.5	int	44.325	7.832	+3.605
1.0	lap 3	52.282	7.957	+3.891
0.5	int	1:00.353	8.071	+3.865
0.0	FINISH	1:08.593	8.240	+3.548





Men's C5 1km Time Trial Final

17.03.2016 - Session 2

WORLD RECORD: 1:01:683 - CABELLO Alfonso (ESP) - Aguascalientes 12.04.2015

Audit Trail for 144 WILSON, Dane

Laps To Go	Stage	Time	Section	Diff +/-
3.5	int	12.850	12.850	+0.648
3.0	lap 1	20.896	8.046	+1.463
2.5	int	28.596	7.700	+2.227
2.0	lap 2	36.398	7.802	+2.976
1.5	int	44.452	8.054	+3.732
1.0	lap 3	52.904	8.452	+4.513
0.5	int	1:01.769	8.865	+5.281
0.0	FINISH	1:11.026	9.257	+5.981





Men's C5 1km Time Trial Final

17.03.2016 - Session 2

WORLD RECORD: 1:01:683 - CABELLO Alfonso (ESP) - Aguascalientes 12.04.2015

Audit Trail for

139 JARAMILLO GALLARDO, Pablo

Laps To Go	Stage	Time	Section	Diff +/-
3.5	int	12.530	12.530	+0.328
3.0	lap 1	20.357	7.827	+0.924
2.5	int	27.806	7.449	+1.437
2.0	lap 2	35.303	7.497	+1.881
1.5	int	42.904	7.601	+2.184
1.0	lap 3	50.806	7.902	+2.415
0.5	int	58.875	8.069	+2.387
0.0	FINISH	1:07.289	8.414	+2.244





Men's C5 1km Time Trial Final

17.03.2016 - Session 2

WORLD RECORD: 1:01:683 - CABELLO Alfonso (ESP) - Aguascalientes 12.04.2015

Audit Trail for **143 TARLAO, Andrea**

Laps To Go	Stage	Time	Section	Diff +/-
3.5	int	13.238	13.238	+1.036
3.0	lap 1	21.396	8.158	+1.963
2.5	int	29.048	7.652	+2.679
2.0	lap 2	36.659	7.611	+3.237
1.5	int	44.433	7.774	+3.713
1.0	lap 3	52.452	8.019	+4.061
0.5	int	1:00.635	8.183	+4.147
0.0	FINISH	1:09.027	8.392	+3.982





Men's C5 1km Time Trial Final


17.03.2016 - Session 2

WORLD RECORD: 1:01:683 - CABELLO Alfonso (ESP) - Aguascalientes 12.04.2015

Audit Trail for 146 MURPHY, Christopher

Laps To Go	Stage	Time	Section	Diff +/-
3.5	int	13.324	13.324	+1.122
3.0	lap 1	21.162	7.838	+1.729
2.5	int	28.595	7.433	+2.226
2.0	lap 2	36.003	7.408	+2.581
1.5	int	43.483	7.480	+2.763
1.0	lap 3	51.157	7.674	+2.766
0.5	int	59.032	7.875	+2.544
0.0	FINISH	1:07.275	8.243	+2.230





Men's C5 1km Time Trial Final


17.03.2016 - Session 2

WORLD RECORD: 1:01:683 - CABELLO Alfonso (ESP) - Aguascalientes 12.04.2015

Audit Trail for 145 DEMENTYEV, Yehor

Laps To Go	Stage	Time	Section	Diff +/-
3.5	int	12.617	12.617	+0.415
3.0	lap 1	20.736	8.119	+1.303
2.5	int	28.638	7.902	+2.269
2.0	lap 2	36.525	7.887	+3.103
1.5	int	44.412	7.887	+3.692
1.0	lap 3	52.355	7.943	+3.964
0.5	int	1:00.457	8.102	+3.969
0.0	FINISH	1:08.630	8.173	+3.585





Men's C5 1km Time Trial Final

17.03.2016 - Session 2

WORLD RECORD: 1:01:683 - CABELLO Alfonso (ESP) - Aguascalientes 12.04.2015

Audit Trail for 133 GOHR, Soelito

Laps To Go	Stage	Time	Section	Diff +/-
3.5	int	14.104	14.104	+1.902
3.0	lap 1	22.922	8.818	+3.489
2.5	int	31.344	8.422	+4.975
2.0	lap 2	39.732	8.388	+6.310
1.5	int	48.223	8.491	+7.503
1.0	lap 3	56.872	8.649	+8.481
0.5	int	1:05.648	8.776	+9.160
0.0	FINISH	1:14.519	8.871	+9.474





Men's C5 1km Time Trial Final


17.03.2016 - Session 2

WORLD RECORD: 1:01:683 - CABELLO Alfonso (ESP) - Aguascalientes 12.04.2015

Audit Trail for 138 CABELLO LLAMAS, Alfonso

Laps To Go	Stage	Time	Section	Diff +/-
3.5	int	12.202	12.202	+0.000
3.0	lap 1	19.433	7.231	+0.000
2.5	int	26.369	6.936	+0.000
2.0	lap 2	33.422	7.053	+0.000
1.5	int	40.720	7.298	+0.000
1.0	lap 3	48.391	7.671	+0.000
0.5	int	56.488	8.097	+0.000
0.0	FINISH	1:05.045	8.557	+0.000





Men's C5 1km Time Trial Final

17.03.2016 - Session 2

WORLD RECORD: 1:01:683 - CABELLO Alfonso (ESP) - Aguascalientes 12.04.2015

Audit Trail for 132 CHAMAN, Lauro Cesar

Laps To Go	Stage	Time	Section	Diff +/-
3.5	int	12.850	12.850	+0.648
3.0	lap 1	20.861	8.011	+1.428
2.5	int	28.622	7.761	+2.253
2.0	lap 2	36.459	7.837	+3.037
1.5	int	44.463	8.004	+3.743
1.0	lap 3	52.635	8.172	+4.244
0.5	int	1:00.929	8.294	+4.441
0.0	FINISH	1:09.423	8.494	+4.378





Men's C5 1km Time Trial Final

17.03.2016 - Session 2

WORLD RECORD: 1:01:683 - CABELLO Alfonso (ESP) - Aguascalientes 12.04.2015

Audit Trail for 135 MATIZ RUIZ, Edwin Fabian

Laps To Go	Stage	Time	Section	Diff +/-
3.5	int	12.910	12.910	+0.708
3.0	lap 1	20.662	7.752	+1.229
2.5	int	27.932	7.270	+1.563
2.0	lap 2	35.207	7.275	+1.785
1.5	int	42.659	7.452	+1.939
1.0	lap 3	50.409	7.750	+2.018
0.5	int	58.498	8.089	+2.010
0.0	FINISH	1:06.952	8.454	+1.907





Men's C5 1km Time Trial Final

17.03.2016 - Session 2

WORLD RECORD: 1:01:683 - CABELLO Alfonso (ESP) - Aguascalientes 12.04.2015

Audit Trail for 130 DONOHOE, Alistair

Laps To Go	Stage	Time	Section	Diff +/-
3.5	int	12.677	12.677	+0.475
3.0	lap 1	20.397	7.720	+0.964
2.5	int	27.744	7.347	+1.375
2.0	lap 2	35.062	7.318	+1.640
1.5	int	42.477	7.415	+1.757
1.0	lap 3	50.044	7.567	+1.653
0.5	int	57.746	7.702	+1.258
0.0	FINISH	1:05.629	7.883	+0.584

Approved by
the College of Commissaires





Men's C4 1km Time Trial Final


17.03.2016 - Session 2

WORLD RECORD: 1:01.466 - CUNDY, Jody (GBR) - Aguascalientes (MEX) 12.04.2014

Audit Trail for 116 GOLBARNEZHAD, Bahman

Laps To Go	Stage	Time	Section	Diff +/-
3.5	int	15.194	15.194	+3.193
3.0	lap 1	24.249	9.055	+4.923
2.5	int	33.002	8.753	+6.610
2.0	lap 2	41.626	8.624	+8.082
1.5	int	50.347	8.721	+9.430
1.0	lap 3	59.146	8.799	+10.609
0.5	int	1:08.042	8.896	+11.592
0.0	FINISH	1:17.080	9.038	+12.426





Men's C4 1km Time Trial Final

17.03.2016 - Session 2

WORLD RECORD: 1:01.466 - CUNDY, Jody (GBR) - Aguascalientes (MEX) 12.04.2014

Audit Trail for 115 SCHAFFER, Thomas

Laps To Go	Stage	Time	Section	Diff +/-
3.5	int	14.154	14.154	+2.153
3.0	lap 1	22.786	8.632	+3.460
2.5	int	31.108	8.322	+4.716
2.0	lap 2	39.440	8.332	+5.896
1.5	int	47.890	8.450	+6.973
1.0	lap 3	56.570	8.680	+8.033
0.5	int	1:05.399	8.829	+8.949
0.0	FINISH	1:14.369	8.970	+9.715





Men's C4 1km Time Trial Final

17.03.2016 - Session 2

WORLD RECORD: 1:01.466 - CUNDY, Jody (GBR) - Aguascalientes (MEX) 12.04.2014

Audit Trail for 122 TAMIRJAN, Robert

Laps To Go	Stage	Time	Section	Diff +/-
3.5	int	14.720	14.720	+2.719
3.0	lap 1	23.911	9.191	+4.585
2.5	int	32.749	8.838	+6.357
2.0	lap 2	41.512	8.763	+7.968
1.5	int	50.366	8.854	+9.449
1.0	lap 3	59.271	8.905	+10.734
0.5	int	1:08.295	9.024	+11.845
0.0	FINISH	1:17.438	9.143	+12.784





Men's C4 1km Time Trial Final

17.03.2016 - Session 2

WORLD RECORD: 1:01.466 - CUNDY, Jody (GBR) - Aguascalientes (MEX) 12.04.2014

Audit Trail for 112 CREPELIERE, Jeremy

Laps To Go	Stage	Time	Section	Diff +/-
3.5	int	15.270	15.270	+3.269
3.0	lap 1	24.496	9.226	+5.170
2.5	int	33.070	8.574	+6.678
2.0	lap 2	41.480	8.410	+7.936
1.5	int	49.872	8.392	+8.955
1.0	lap 3	58.325	8.453	+9.788
0.5	int	1:06.838	8.513	+10.388
0.0	FINISH	1:15.424	8.586	+10.770





Men's C4 1km Time Trial Final

17.03.2016 - Session 2

WORLD RECORD: 1:01.466 - CUNDY, Jody (GBR) - Aguascalientes (MEX) 12.04.2014

Audit Trail for 118 POMPA, Matteo

Laps To Go	Stage	Time	Section	Diff +/-
3.5	int	14.144	14.144	+2.143
3.0	lap 1	23.938	9.794	+4.612
2.5	int	33.822	9.884	+7.430
2.0	lap 2	44.054	10.232	+10.510
1.5	int	54.775	10.721	+13.858
1.0	lap 3	1:06.049	11.274	+17.512
0.5	int	1:17.565	11.516	+21.115
0.0	FINISH	1:29.176	11.611	+24.522





Men's C4 1km Time Trial Final

17.03.2016 - Session 2

WORLD RECORD: 1:01.466 - CUNDY, Jody (GBR) - Aguascalientes (MEX) 12.04.2014

Audit Trail for 105 BRIDGWOOD, Kyle

Laps To Go	Stage	Time	Section	Diff +/-
3.5	int	13.772	13.772	+1.771
3.0	lap 1	21.921	8.149	+2.595
2.5	int	29.609	7.688	+3.217
2.0	lap 2	37.215	7.606	+3.671
1.5	int	44.917	7.702	+4.000
1.0	lap 3	52.773	7.856	+4.236
0.5	int	1:00.818	8.045	+4.368
0.0	FINISH	1:09.070	8.252	+4.416





Men's C4 1km Time Trial Final

17.03.2016 - Session 2

WORLD RECORD: 1:01.466 - CUNDY, Jody (GBR) - Aguascalientes (MEX) 12.04.2014

Audit Trail for **123 NAGNIBEDOV, Nikita**

Laps To Go	Stage	Time	Section	Diff +/-
3.5	int	12.609	12.609	+0.608
3.0	lap 1	20.632	8.023	+1.306
2.5	int	28.467	7.835	+2.075
2.0	lap 2	36.548	8.081	+3.004
1.5	int	44.846	8.298	+3.929
1.0	lap 3	53.543	8.697	+5.006
0.5	int	1:02.544	9.001	+6.094
0.0	FINISH	1:11.794	9.250	+7.140





Men's C4 1km Time Trial Final


17.03.2016 - Session 2

WORLD RECORD: 1:01.466 - CUNDY, Jody (GBR) - Aguascalientes (MEX) 12.04.2014

Audit Trail for 127 WIDHALM, Justin

Laps To Go	Stage	Time	Section	Diff +/-
3.5	int	12.871	12.871	+0.870
3.0	lap 1	20.821	7.950	+1.495
2.5	int	28.459	7.638	+2.067
2.0	lap 2	36.220	7.761	+2.676
1.5	int	44.252	8.032	+3.335
1.0	lap 3	52.624	8.372	+4.087
0.5	int	1:01.354	8.730	+4.904
0.0	FINISH	1:10.407	9.053	+5.753





Men's C4 1km Time Trial Final

17.03.2016 - Session 2

WORLD RECORD: 1:01.466 - CUNDY, Jody (GBR) - Aguascalientes (MEX) 12.04.2014

Audit Trail for 110 JEZEK, Jiri

Laps To Go	Stage	Time	Section	Diff +/-
3.5	int	13.915	13.915	+1.914
3.0	lap 1	22.522	8.607	+3.196
2.5	int	30.619	8.097	+4.227
2.0	lap 2	38.627	8.008	+5.083
1.5	int	46.648	8.021	+5.731
1.0	lap 3	54.746	8.098	+6.209
0.5	int	1:02.967	8.221	+6.517
0.0	FINISH	1:11.324	8.357	+6.670





Men's C4 1km Time Trial Final

17.03.2016 - Session 2

WORLD RECORD: 1:01.466 - CUNDY, Jody (GBR) - Aguascalientes (MEX) 12.04.2014

Audit Trail for 120 RAUBENHEIMER, Byron

Laps To Go	Stage	Time	Section	Diff +/-
3.5	int	12.551	12.551	+0.550
3.0	lap 1	20.392	7.841	+1.066
2.5	int	28.014	7.622	+1.622
2.0	lap 2	35.764	7.750	+2.220
1.5	int	43.881	8.117	+2.964
1.0	lap 3	52.505	8.624	+3.968
0.5	int	1:01.584	9.079	+5.134
0.0	FINISH	1:11.126	9.542	+6.472





Men's C4 1km Time Trial Final

17.03.2016 - Session 2

WORLD RECORD: 1:01.466 - CUNDY, Jody (GBR) - Aguascalientes (MEX) 12.04.2014

Audit Trail for 107 WEI, Guoping

Laps To Go	Stage	Time	Section	Diff +/-
3.5	int	12.193	12.193	+0.192
3.0	lap 1	20.025	7.832	+0.699
2.5	int	27.687	7.662	+1.295
2.0	lap 2	35.464	7.777	+1.920
1.5	int	43.393	7.929	+2.476
1.0	lap 3	51.544	8.151	+3.007
0.5	int	59.919	8.375	+3.469
0.0	FINISH	1:08.590	8.671	+3.936





Men's C4 1km Time Trial Final


17.03.2016 - Session 2

WORLD RECORD: 1:01.466 - CUNDY, Jody (GBR) - Aguascalientes (MEX) 12.04.2014

Audit Trail for 117 PITTACOLO, Michele

Laps To Go	Stage	Time	Section	Diff +/-
3.5	int	13.444	13.444	+1.443
3.0	lap 1	21.671	8.227	+2.345
2.5	int	29.605	7.934	+3.213
2.0	lap 2	37.637	8.032	+4.093
1.5	int	45.749	8.112	+4.832
1.0	lap 3	54.047	8.298	+5.510
0.5	int	1:02.508	8.461	+6.058
0.0	FINISH	1:11.147	8.639	+6.493





Men's C4 1km Time Trial Final

17.03.2016 - Session 2

WORLD RECORD: 1:01.466 - CUNDY, Jody (GBR) - Aguascalientes (MEX) 12.04.2014

Audit Trail for 106 WANG, Xian

Laps To Go	Stage	Time	Section	Diff +/-
3.5	int	13.164	13.164	+1.163
3.0	lap 1	21.129	7.965	+1.803
2.5	int	28.820	7.691	+2.428
2.0	lap 2	36.543	7.723	+2.999
1.5	int	44.390	7.847	+3.473
1.0	lap 3	52.396	8.006	+3.859
0.5	int	1:00.590	8.194	+4.140
0.0	FINISH	1:09.014	8.424	+4.360





Men's C4 1km Time Trial Final

17.03.2016 - Session 2

WORLD RECORD: 1:01.466 - CUNDY, Jody (GBR) - Aguascalientes (MEX) 12.04.2014

Audit Trail for 111 NEIRA PEREZ, Cesar

Laps To Go	Stage	Time	Section	Diff +/-
3.5	int	14.188	14.188	+2.187
3.0	lap 1	23.010	8.822	+3.684
2.5	int	31.389	8.379	+4.997
2.0	lap 2	39.734	8.345	+6.190
1.5	int	48.098	8.364	+7.181
1.0	lap 3	56.588	8.490	+8.051
0.5	int	1:05.181	8.593	+8.731
0.0	FINISH	1:13.903	8.722	+9.249





Men's C4 1km Time Trial Final

17.03.2016 - Session 2

WORLD RECORD: 1:01.466 - CUNDY, Jody (GBR) - Aguascalientes (MEX) 12.04.2014

Audit Trail for 119 ISHII, Masashi

Laps To Go	Stage	Time	Section	Diff +/-
3.5	int	12.916	12.916	+0.915
3.0	lap 1	20.876	7.960	+1.550
2.5	int	28.492	7.616	+2.100
2.0	lap 2	36.186	7.694	+2.642
1.5	int	44.037	7.851	+3.120
1.0	lap 3	52.202	8.165	+3.665
0.5	int	1:00.672	8.470	+4.222
0.0	FINISH	1:09.530	8.858	+4.876





Men's C4 1km Time Trial Final

17.03.2016 - Session 2

WORLD RECORD: 1:01.466 - CUNDY, Jody (GBR) - Aguascalientes (MEX) 12.04.2014

Audit Trail for
108 DUENAS GOMEZ, Diego German

Laps To Go	Stage	Time	Section	Diff +/-
3.5	int	13.985	13.985	+1.984
3.0	lap 1	22.428	8.443	+3.102
2.5	int	30.352	7.924	+3.960
2.0	lap 2	38.250	7.898	+4.706
1.5	int	46.188	7.938	+5.271
1.0	lap 3	54.343	8.155	+5.806
0.5	int	1:02.642	8.299	+6.192
0.0	FINISH	1:11.177	8.535	+6.523





Men's C4 1km Time Trial Final


17.03.2016 - Session 2

WORLD RECORD: 1:01.466 - CUNDY, Jody (GBR) - Aguascalientes (MEX) 12.04.2014

Audit Trail for 121 NOVAK, Carol-Eduard

Laps To Go	Stage	Time	Section	Diff +/-
3.5	int	13.419	13.419	+1.418
3.0	lap 1	21.575	8.156	+2.249
2.5	int	29.427	7.852	+3.035
2.0	lap 2	37.339	7.912	+3.795
1.5	int	45.435	8.096	+4.518
1.0	lap 3	53.794	8.359	+5.257
0.5	int	1:02.396	8.602	+5.946
0.0	FINISH	1:11.271	8.875	+6.617





Men's C4 1km Time Trial Final

17.03.2016 - Session 2

WORLD RECORD: 1:01.466 - CUNDY, Jody (GBR) - Aguascalientes (MEX) 12.04.2014

Audit Trail for 109 BOUSKA, Jiri

Laps To Go	Stage	Time	Section	Diff +/-
3.5	int	12.999	12.999	+0.998
3.0	lap 1	21.163	8.164	+1.837
2.5	int	28.962	7.799	+2.570
2.0	lap 2	36.711	7.749	+3.167
1.5	int	44.603	7.892	+3.686
1.0	lap 3	52.704	8.101	+4.167
0.5	int	1:01.049	8.345	+4.599
0.0	FINISH	1:09.646	8.597	+4.992



Men's C4 1km Time Trial Final


17.03.2016 - Session 2

WORLD RECORD: 1:01.466 - CUNDY, Jody (GBR) - Aguascalientes (MEX) 12.04.2014

Audit Trail for 113 CUNDY, Jody

Laps To Go	Stage	Time	Section	Diff +/-
3.5	int	12.001	12.001	+0.000
3.0	lap 1	19.326	7.325	+0.000
2.5	int	26.392	7.066	+0.000
2.0	lap 2	33.544	7.152	+0.000
1.5	int	40.917	7.373	+0.000
1.0	lap 3	48.537	7.620	+0.000
0.5	int	56.450	7.913	+0.000
0.0	FINISH	1:04.654	8.204	+0.000





Men's C4 1km Time Trial Final

17.03.2016 - Session 2

WORLD RECORD: 1:01.466 - CUNDY, Jody (GBR) - Aguascalientes (MEX) 12.04.2014

Audit Trail for 125 METELKA, Jozef

Laps To Go	Stage	Time	Section	Diff +/-
3.5	int	12.897	12.897	+0.896
3.0	lap 1	20.717	7.820	+1.391
2.5	int	28.122	7.405	+1.730
2.0	lap 2	35.372	7.250	+1.828
1.5	int	42.666	7.294	+1.749
1.0	lap 3	50.190	7.524	+1.653
0.5	int	57.954	7.764	+1.504
0.0	FINISH	1:06.046	8.092	+1.392

Approved by

the College of Commissaires



Women's C1 3km Pursuit Final

17.03.2016 - Session 2

WORLD RECORD: 4:40.123 - PARIS Jayme (AUS) - LONDON (GBR) 30.08.2012

Audit Trail for 180 LI, Jieli

Laps To Go	Stage	Time	Section	Diff +/-
11.5	int	15.600	15.600	+0.000
11.0	lap 1	26.342	10.742	+0.000
10.5	int	36.942	10.600	+0.000
10.0	lap 2	47.543	10.601	+0.000
9.5	int	58.237	10.694	+0.000
9.0	lap 3	1:09.151	10.914	+0.000
8.5	int	1:20.176	11.025	+0.000
8.0	lap 4	1:31.283	11.107	+0.000
7.5	int	1:42.593	11.310	+0.000
7.0	lap 5	1:54.201	11.608	+0.000
6.5	int	2:05.947	11.746	+0.000
6.0	lap 6	2:17.883	11.936	+0.000
5.5	int	2:29.900	12.017	+0.000
5.0	lap 7	2:42.065	12.165	+0.000
4.5	int	2:54.246	12.181	+0.000
4.0	lap 8	3:06.790	12.544	+0.000
3.5	int	3:19.154	12.364	+0.000
3.0	lap 9	3:31.546	12.392	+0.000
2.5	int	3:43.773	12.227	+0.000
2.0	lap 10	3:56.078	12.305	+0.000

Laps To Go	Stage	Time	Section	Diff +/-
1.5	int	4:08.251	12.173	+0.000
1.0	lap 11	4:20.707	12.456	+0.000
0.5	int	4:33.033	12.326	+0.000
0.0	FINISH	4:45.304	12.271	+0.000

World Champion and medal Award : 98.2% of World Record (Rules 16.1.006)



Women's C1 3km Pursuit Final

17.03.2016 - Session 2

WORLD RECORD: 4:40.123 - PARIS Jayme (AUS) - LONDON (GBR) 30.08.2012

*Audit Trail for
180 LI, Jieli*

Approved by 
the College of Commissaires

World Champion and medal Award : 98.2% of World Record (Rules 16.1.006)



Women's C2 3km Pursuit Finals

17.03.2016 - Session 2

WORLD RECORD: 4:07.454 NORBRUIS Alyda (NED) - Aguascalientes (MEX) 12.04.2014

Audit Trail for 188 MUNEVAR, Daniela Carolin 3/4

Laps To Go	Stage	Time	Section	Diff +/-
11.5	int	18.581	18.581	+2.528
11.0	lap 1	29.188	10.607	+2.978
10.5	int	39.075	9.887	+2.936
10.0	lap 2	48.830	9.755	+2.567
9.5	int	58.705	9.875	+2.137
9.0	lap 3	1:08.824	10.119	+1.748
8.5	int	1:19.123	10.299	+1.375
8.0	lap 4	1:29.531	10.408	+0.865
7.5	int	1:40.095	10.564	+0.368
7.0	lap 5	1:50.806	10.711	-0.122
6.5	int	2:01.613	10.807	-0.596
6.0	lap 6	2:12.518	10.905	-1.037
5.5	int	2:23.513	10.995	-1.477
5.0	lap 7	2:34.598	11.085	-1.871
4.5	int	2:45.779	11.181	-2.026
4.0	lap 8	2:56.907	11.128	-2.047
3.5	int	3:08.071	11.164	-2.059
3.0	lap 9	3:19.212	11.141	-2.298
2.5	int	3:30.327	11.115	-2.644
2.0	lap 10	3:41.368	11.041	-3.000

Laps To Go	Stage	Time	Section	Diff +/-
1.5	int	3:52.425	11.057	-3.372
1.0	lap 11	4:03.394	10.969	-3.811
0.5	int	4:14.310	10.916	-4.118
0.0	FINISH	4:25.129	10.819	-4.371



Women's C2 3km Pursuit Finals

17.03.2016 - Session 2

WORLD RECORD: 4:07.454 NORBRUIS Alyda (NED) - Aguascalientes (MEX) 12.04.2014

Audit Trail for 186 SONG, Zhenling 3/4

Laps To Go	Stage	Time	Section	Diff +/-
11.5	int	16.053	16.053	-2.528
11.0	lap 1	26.210	10.157	-2.978
10.5	int	36.139	9.929	-2.936
10.0	lap 2	46.263	10.124	-2.567
9.5	int	56.568	10.305	-2.137
9.0	lap 3	1:07.076	10.508	-1.748
8.5	int	1:17.748	10.672	-1.375
8.0	lap 4	1:28.666	10.918	-0.865
7.5	int	1:39.727	11.061	-0.368
7.0	lap 5	1:50.928	11.201	+0.122
6.5	int	2:02.209	11.281	+0.596
6.0	lap 6	2:13.555	11.346	+1.037
5.5	int	2:24.990	11.435	+1.477
5.0	lap 7	2:36.469	11.479	+1.871
4.5	int	2:47.805	11.336	+2.026
4.0	lap 8	2:58.954	11.149	+2.047
3.5	int	3:10.130	11.176	+2.059
3.0	lap 9	3:21.510	11.380	+2.298
2.5	int	3:32.971	11.461	+2.644
2.0	lap 10	3:44.368	11.397	+3.000

Laps To Go	Stage	Time	Section	Diff +/-
1.5	int	3:55.797	11.429	+3.372
1.0	lap 11	4:07.205	11.408	+3.811
0.5	int	4:18.428	11.223	+4.118
0.0	FINISH	4:29.500	11.072	+4.371



Women's C2 3km Pursuit Finals

17.03.2016 - Session 2

WORLD RECORD: 4:07.454 NORBRUIS Alyda (NED) - Aguascalientes (MEX) 12.04.2014

Audit Trail for 192 NORBRUIS, Alyda Final

Laps To Go	Stage	Time	Section	Diff +/-
11.5	int	14.589	14.589	-3.330
11.0	lap 1	24.608	10.019	-3.826
10.5	int	34.551	9.943	-3.577
10.0	lap 2	44.559	10.008	-3.112
9.5	int	54.689	10.130	-2.567
9.0	lap 3	1:04.864	10.175	-2.017
8.5	int	1:15.081	10.217	-1.528
8.0	lap 4	1:25.388	10.307	-1.067
7.5	int	1:35.776	10.388	-0.577
7.0	lap 5	1:46.205	10.429	-0.202
6.5	int	1:56.727	10.522	+0.165
6.0	lap 6	2:07.278	10.551	+0.458
5.5	int	2:17.901	10.623	+0.801
5.0	lap 7	2:28.646	10.745	+1.236
4.5	int	2:39.372	10.726	+1.587
4.0	lap 8	2:50.092	10.720	+1.895
3.5	int	3:00.738	10.646	+2.086
3.0	lap 9	3:11.407	10.669	+2.255
2.5	int	3:22.101	10.694	+2.384
2.0	lap 10	3:32.777	10.676	+2.444

Laps To Go	Stage	Time	Section	Diff +/-
1.5	int	3:43.332	10.555	+2.260
1.0	lap 11	3:53.768	10.436	+1.969
0.5	int	4:04.022	10.254	+1.464
0.0	FINISH	4:14.184	10.162	+0.811



Women's C2 3km Pursuit Finals

17.03.2016 - Session 2

WORLD RECORD: 4:07.454 NORBRUIS Alyda (NED) - Aguascalientes (MEX) 12.04.2014

Audit Trail for 187 ZENG, Sini Final

Laps To Go	Stage	Time	Section	Diff +/-
11.5	int	17.919	17.919	+3.330
11.0	lap 1	28.434	10.515	+3.826
10.5	int	38.128	9.694	+3.577
10.0	lap 2	47.671	9.543	+3.112
9.5	int	57.256	9.585	+2.567
9.0	lap 3	1:06.881	9.625	+2.017
8.5	int	1:16.609	9.728	+1.528
8.0	lap 4	1:26.455	9.846	+1.067
7.5	int	1:36.353	9.898	+0.577
7.0	lap 5	1:46.407	10.054	+0.202
6.5	int	1:56.562	10.155	-0.165
6.0	lap 6	2:06.820	10.258	-0.458
5.5	int	2:17.100	10.280	-0.801
5.0	lap 7	2:27.410	10.310	-1.236
4.5	int	2:37.785	10.375	-1.587
4.0	lap 8	2:48.197	10.412	-1.895
3.5	int	2:58.652	10.455	-2.086
3.0	lap 9	3:09.152	10.500	-2.255
2.5	int	3:19.717	10.565	-2.384
2.0	lap 10	3:30.333	10.616	-2.444

Laps To Go	Stage	Time	Section	Diff +/-
1.5	int	3:41.072	10.739	-2.260
1.0	lap 11	3:51.799	10.727	-1.969
0.5	int	4:02.558	10.759	-1.464
0.0	FINISH	4:13.373	10.815	-0.811



Women's C2 3km Pursuit Finals

17.03.2016 - Session 2

WORLD RECORD: 4:07.454 NORBRUIS Alyda (NED) - Aguascalientes (MEX) 12.04.2014

Audit Trail for 187 ZENG, Sini Final

Approved by
the College of Commissaires



Women's C3 3km Pursuit Finals

17.03.2016 - Session 2

WORLD RECORD: 4:06.756 GIGLIA Megan (GBR) - Montichiari (ITA) 17.03.2016

Audit Trail for 204 WHITMORE, Jamie 3/4

Laps To Go	Stage	Time	Section	Diff +/-
11.5	int	15.056	15.056	-2.014
11.0	lap 1	25.126	10.070	-2.327
10.5	int	34.883	9.757	-2.429
10.0	lap 2	44.663	9.780	-2.507
9.5	int	54.533	9.870	-2.733
9.0	lap 3	1:04.487	9.954	-2.928
8.5	int	1:14.538	10.051	-3.041
8.0	lap 4	1:24.653	10.115	-3.149
7.5	int	1:34.817	10.164	-3.217
7.0	lap 5	1:45.156	10.339	-3.084
6.5	int	1:55.536	10.380	-2.978
6.0	lap 6	2:06.011	10.475	-2.861
5.5	int	2:16.565	10.554	-2.666
5.0	lap 7	2:27.191	10.626	-2.481
4.5	int	2:37.897	10.706	-2.242
4.0	lap 8	2:48.593	10.696	-2.112
3.5	int	2:59.347	10.754	-1.940
3.0	lap 9	3:10.173	10.826	-1.719
2.5	int	3:20.989	10.816	-1.546
2.0	lap 10	3:31.902	10.913	-1.313

Laps To Go	Stage	Time	Section	Diff +/-
1.5	int	3:42.889	10.987	-0.971
1.0	lap 11	3:53.895	11.006	-0.645
0.5	int	4:04.901	11.006	-0.236
0.0	FINISH	4:15.903	11.002	+0.287



Women's C3 3km Pursuit Finals

17.03.2016 - Session 2

WORLD RECORD: 4:06.756 GIGLIA Megan (GBR) - Montichiari (ITA) 17.03.2016

Audit Trail for 200 KENNEDY, Simone 3/4

Laps To Go	Stage	Time	Section	Diff +/-
11.5	int	17.070	17.070	+2.014
11.0	lap 1	27.453	10.383	+2.327
10.5	int	37.312	9.859	+2.429
10.0	lap 2	47.170	9.858	+2.507
9.5	int	57.266	10.096	+2.733
9.0	lap 3	1:07.415	10.149	+2.928
8.5	int	1:17.579	10.164	+3.041
8.0	lap 4	1:27.802	10.223	+3.149
7.5	int	1:38.034	10.232	+3.217
7.0	lap 5	1:48.240	10.206	+3.084
6.5	int	1:58.514	10.274	+2.978
6.0	lap 6	2:08.872	10.358	+2.861
5.5	int	2:19.231	10.359	+2.666
5.0	lap 7	2:29.672	10.441	+2.481
4.5	int	2:40.139	10.467	+2.242
4.0	lap 8	2:50.705	10.566	+2.112
3.5	int	3:01.287	10.582	+1.940
3.0	lap 9	3:11.892	10.605	+1.719
2.5	int	3:22.535	10.643	+1.546
2.0	lap 10	3:33.215	10.680	+1.313

Laps To Go	Stage	Time	Section	Diff +/-
1.5	int	3:43.860	10.645	+0.971
1.0	lap 11	3:54.540	10.680	+0.645
0.5	int	4:05.137	10.597	+0.236
0.0	FINISH	4:15.616	10.479	-0.287



Women's C3 3km Pursuit Finals

17.03.2016 - Session 2

WORLD RECORD: 4:06.756 GIGLIA Megan (GBR) - Montichiari (ITA) 17.03.2016

Audit Trail for 201 GIGLIA, Megan Final

Laps To Go	Stage	Time	Section	Diff +/-
11.5	int	15.512	15.512	+0.061
11.0	lap 1	24.967	9.455	-0.399
10.5	int	33.962	8.995	-0.962
10.0	lap 2	42.846	8.884	-1.690
9.5	int	51.871	9.025	-2.400
9.0	lap 3	1:01.086	9.215	-3.045
8.5	int	1:10.532	9.446	-3.620
8.0	lap 4	1:20.175	9.643	-4.145
7.5	int	1:29.992	9.817	-4.571
7.0	lap 5	1:39.910	9.918	-5.025
6.5	int	1:49.934	10.024	-5.420
6.0	lap 6	2:00.057	10.123	-5.782
5.5	int	2:10.298	10.241	-6.018
5.0	lap 7	2:20.648	10.350	-6.224
4.5	int	2:31.128	10.480	-6.295
4.0	lap 8	2:41.624	10.496	-6.501
3.5	int	2:52.135	10.511	-6.619
3.0	lap 9	3:02.727	10.592	-6.677
2.5	int	3:13.357	10.630	-6.718
2.0	lap 10	3:24.134	10.777	-6.717

Laps To Go	Stage	Time	Section	Diff +/-
1.5	int	3:34.934	10.800	-6.605
1.0	lap 11	3:45.784	10.850	-6.567
0.5	int	3:56.612	10.828	-6.486
0.0	FINISH	4:07.565	10.953	-6.382



Women's C3 3km Pursuit Finals

17.03.2016 - Session 2

WORLD RECORD: 4:06.756 GIGLIA Megan (GBR) - Montichiari (ITA) 17.03.2016

Audit Trail for 202 SCHINDLER, Denise Final

Laps To Go	Stage	Time	Section	Diff +/-
11.5	int	15.451	15.451	-0.061
11.0	lap 1	25.366	9.915	+0.399
10.5	int	34.924	9.558	+0.962
10.0	lap 2	44.536	9.612	+1.690
9.5	int	54.271	9.735	+2.400
9.0	lap 3	1:04.131	9.860	+3.045
8.5	int	1:14.152	10.021	+3.620
8.0	lap 4	1:24.320	10.168	+4.145
7.5	int	1:34.563	10.243	+4.571
7.0	lap 5	1:44.935	10.372	+5.025
6.5	int	1:55.354	10.419	+5.420
6.0	lap 6	2:05.839	10.485	+5.782
5.5	int	2:16.316	10.477	+6.018
5.0	lap 7	2:26.872	10.556	+6.224
4.5	int	2:37.423	10.551	+6.295
4.0	lap 8	2:48.125	10.702	+6.501
3.5	int	2:58.754	10.629	+6.619
3.0	lap 9	3:09.404	10.650	+6.677
2.5	int	3:20.075	10.671	+6.718
2.0	lap 10	3:30.851	10.776	+6.717

Laps To Go	Stage	Time	Section	Diff +/-
1.5	int	3:41.539	10.688	+6.605
1.0	lap 11	3:52.351	10.812	+6.567
0.5	int	4:03.098	10.747	+6.486
0.0	FINISH	4:13.947	10.849	+6.382



Women's C3 3km Pursuit Finals

17.03.2016 - Session 2

WORLD RECORD: 4:06.756 GIGLIA Megan (GBR) - Montichiari (ITA) 17.03.2016

Audit Trail for 202 SCHINDLER, Denise Final

Approved by
the College of Commissaires



Men's C1 3km Pursuit Finals

17.03.2016 - Session 2

WORLD RECORD: 3:51.961 - LI Zhangy (CHN) - Montichiari (ITA) 17.03.2016

Audit Trail for **46 NIJHUIS, Arnoud 3/4**

Laps To Go	Stage	Time	Section	Diff +/-
11.5	int	13.552	13.552	-3.783
11.0	lap 1	21.744	8.192	-6.007
10.5	int	29.565	7.821	-7.755
0.0	FINISH	4:02.752		

Bronze medal ride time is from the Qualification ride

1 of 1

2016-03-17 19:35:57

Veloreults, by Broder's Skunkware



Men's C1 3km Pursuit Finals

17.03.2016 - Session 2

WORLD RECORD: 3:51.961 - LI Zhangy (CHN) - Montichiari (ITA) 17.03.2016

Audit Trail for **48 LISTER, William 3/4**

Laps To Go	Stage	Time	Section	Diff +/-
11.5	int	17.335	17.335	+3.783
11.0	lap 1	27.751	10.416	+6.007
10.5	int	37.320	9.569	+7.755

Bronze medal ride time is from the Qualification ride

1 of 1

2016-03-17 19:35:57

Veloreults, by Broder's Skunkware



Men's C1 3km Pursuit Finals

17.03.2016 - Session 2

WORLD RECORD: 3:51.961 - LI Zhangyu (CHN) - Montichiari (ITA) 17.03.2016

Audit Trail for 40 LI, Zhangyu Final

Laps To Go	Stage	Time	Section	Diff +/-
11.5	int	15.548	15.548	-0.285
11.0	lap 1	25.002	9.454	-0.668
10.5	int	34.180	9.178	-0.797
10.0	lap 2	43.291	9.111	-0.822
9.5	int	52.349	9.058	-0.836
9.0	lap 3	1:01.417	9.068	-0.921
8.5	int	1:10.622	9.205	-0.972
8.0	lap 4	1:19.878	9.256	-1.188
7.5	int	1:29.206	9.328	-1.350
7.0	lap 5	1:38.666	9.460	-1.370
6.5	int	1:48.156	9.490	-1.443
6.0	lap 6	1:57.659	9.503	-1.584
5.5	int	2:07.254	9.595	-1.768
5.0	lap 7	2:16.864	9.610	-1.982
4.5	int	2:26.471	9.607	-2.242
4.0	lap 8	2:36.126	9.655	-2.528
3.5	int	2:45.885	9.759	-2.702
3.0	lap 9	2:55.654	9.769	-2.933
2.5	int	3:05.438	9.784	-3.034
2.0	lap 10	3:15.313	9.875	-3.035

Laps To Go	Stage	Time	Section	Diff +/-
1.5	int	3:25.666	10.353	-2.672
1.0	lap 11	3:35.513	9.847	-2.856
0.5	int	3:45.317	9.804	-2.931
0.0	FINISH	3:55.352	10.035	-2.789

Bronze medal ride time is from the Qualification ride



Men's C1 3km Pursuit Finals

17.03.2016 - Session 2

WORLD RECORD: 3:51.961 - LI Zhangy (CHN) - Montichiari (ITA) 17.03.2016

Audit Trail for 39 WILSON, Ross Final

Laps To Go	Stage	Time	Section	Diff +/-
11.5	int	15.833	15.833	+0.285
11.0	lap 1	25.670	9.837	+0.668
10.5	int	34.977	9.307	+0.797
10.0	lap 2	44.113	9.136	+0.822
9.5	int	53.185	9.072	+0.836
9.0	lap 3	1:02.338	9.153	+0.921
8.5	int	1:11.594	9.256	+0.972
8.0	lap 4	1:21.066	9.472	+1.188
7.5	int	1:30.556	9.490	+1.350
7.0	lap 5	1:40.036	9.480	+1.370
6.5	int	1:49.599	9.563	+1.443
6.0	lap 6	1:59.243	9.644	+1.584
5.5	int	2:09.022	9.779	+1.768
5.0	lap 7	2:18.846	9.824	+1.982
4.5	int	2:28.713	9.867	+2.242
4.0	lap 8	2:38.654	9.941	+2.528
3.5	int	2:48.587	9.933	+2.702
3.0	lap 9	2:58.587	10.000	+2.933
2.5	int	3:08.472	9.885	+3.034
2.0	lap 10	3:18.348	9.876	+3.035

Laps To Go	Stage	Time	Section	Diff +/-
1.5	int	3:28.338	9.990	+2.672
1.0	lap 11	3:38.369	10.031	+2.856
0.5	int	3:48.248	9.879	+2.931
0.0	FINISH	3:58.141	9.893	+2.789

Bronze medal ride time is from the Qualification ride



Men's C1 3km Pursuit Finals

17.03.2016 - Session 2

WORLD RECORD: 3:51.961 - LI Zhangy (CHN) - Montichiari (ITA) 17.03.2016

*Audit Trail for
39 WILSON, Ross Final*

Approved by
the College of Commissaires



Bronze medal ride time is from the Qualification ride





Men's C2 3km Pursuit Finals

17.03.2016 - Session 2


WORLD RECORD: 3.40.367 LIANG Guihua (CHN) - Aguascalientes (MEX) 11.04.2014

Audit Trail for **72 GILMUTDINOV, Arslan 3/4**

Laps To Go	Stage	Time	Section	Diff +/-
11.5	int	15.212	15.212	-1.222
11.0	lap 1	24.674	9.462	-1.398
10.5	int	33.602	8.928	-1.574
10.0	lap 2	42.471	8.869	-1.688
9.5	int	51.340	8.869	-1.755
9.0	lap 3	1:00.188	8.848	-1.886
8.5	int	1:09.129	8.941	-1.956
8.0	lap 4	1:18.142	9.013	-2.025
7.5	int	1:27.331	9.189	-1.963
7.0	lap 5	1:36.602	9.271	-1.895
6.5	int	1:45.952	9.350	-1.818
6.0	lap 6	1:55.318	9.366	-1.792
5.5	int	2:04.747	9.429	-1.725
5.0	lap 7	2:14.155	9.408	-1.759
4.5	int	2:23.640	9.485	-1.725
4.0	lap 8	2:33.119	9.479	-1.791
3.5	int	2:42.630	9.511	-1.846
3.0	lap 9	2:52.096	9.466	-1.967
2.5	int	3:01.606	9.510	-2.048
2.0	lap 10	3:11.164	9.558	-2.136
1.5	int	3:20.726	9.562	-2.279
1.0	lap 11	3:30.319	9.593	-2.470
0.5	int	3:39.989	9.670	-2.593

Laps To Go	Stage	Time	Section	Diff +/-
0.0	FINISH	3:49.732	9.743	-2.763





Men's C2 3km Pursuit Finals

17.03.2016 - Session 2

WORLD RECORD: 3.40.367 LIANG Guihua (CHN) - Aguascalientes (MEX) 11.04.2014

Audit Trail for 57 LIANG, Guihua 3/4

Laps To Go	Stage	Time	Section	Diff +/-
11.5	int	16.434	16.434	+1.222
11.0	lap 1	26.072	9.638	+1.398
10.5	int	35.176	9.104	+1.574
10.0	lap 2	44.159	8.983	+1.688
9.5	int	53.095	8.936	+1.755
9.0	lap 3	1:02.074	8.979	+1.886
8.5	int	1:11.085	9.011	+1.956
8.0	lap 4	1:20.167	9.082	+2.025
7.5	int	1:29.294	9.127	+1.963
7.0	lap 5	1:38.497	9.203	+1.895
6.5	int	1:47.770	9.273	+1.818
6.0	lap 6	1:57.110	9.340	+1.792
5.5	int	2:06.472	9.362	+1.725
5.0	lap 7	2:15.914	9.442	+1.759
4.5	int	2:25.365	9.451	+1.725
4.0	lap 8	2:34.910	9.545	+1.791
3.5	int	2:44.476	9.566	+1.846
3.0	lap 9	2:54.063	9.587	+1.967
2.5	int	3:03.654	9.591	+2.048
2.0	lap 10	3:13.300	9.646	+2.136
1.5	int	3:23.005	9.705	+2.279
1.0	lap 11	3:32.789	9.784	+2.470
0.5	int	3:42.582	9.793	+2.593

Laps To Go	Stage	Time	Section	Diff +/-
0.0	FINISH	3:52.495	9.913	+2.763





Men's C2 3km Pursuit Finals

17.03.2016 - Session 2

WORLD RECORD: 3.40.367 LIANG Guihua (CHN) - Aguascalientes (MEX) 11.04.2014

Audit Trail for 56 CHERNOVE, Tristen Final

Laps To Go	Stage	Time	Section	Diff +/-
11.5	int	15.418	15.418	-0.276
11.0	lap 1	24.707	9.289	-0.815
10.5	int	33.458	8.751	-1.261
10.0	lap 2	42.181	8.723	-1.519
9.5	int	50.861	8.680	-1.766
9.0	lap 3	59.566	8.705	-2.046
8.5	int	1:08.216	8.650	-2.448
8.0	lap 4	1:16.898	8.682	-2.898
7.5	int	1:25.650	8.752	-3.334
7.0	lap 5	1:34.504	8.854	-3.743
6.5	int	1:43.401	8.897	-4.187
6.0	lap 6	1:52.380	8.979	-4.644
5.5	int	2:01.414	9.034	-5.003
5.0	lap 7	2:10.558	9.144	-5.412
4.5	int	2:19.736	9.178	-5.808
4.0	lap 8	2:28.975	9.239	-6.198
3.5	int	2:38.318	9.343	-6.523
3.0	lap 9	2:47.663	9.345	-6.870
2.5	int	2:57.074	9.411	-7.156
2.0	lap 10	3:06.485	9.411	-7.494
1.5	int	3:15.947	9.462	-7.914
1.0	lap 11	3:25.440	9.493	-8.336
0.5	int	3:34.989	9.549	-8.736

Laps To Go	Stage	Time	Section	Diff +/-
0.0	FINISH	3:44.498	9.509	-9.196





Men's C2 3km Pursuit Finals

17.03.2016 - Session 2

WORLD RECORD: 3.40.367 LIANG Guihua (CHN) - Aguascalientes (MEX) 11.04.2014

Audit Trail for 67 LYNCH, Colin Final

Laps To Go	Stage	Time	Section	Diff +/-
11.5	int	15.694	15.694	+0.276
11.0	lap 1	25.522	9.828	+0.815
10.5	int	34.719	9.197	+1.261
10.0	lap 2	43.700	8.981	+1.519
9.5	int	52.627	8.927	+1.766
9.0	lap 3	1:01.612	8.985	+2.046
8.5	int	1:10.664	9.052	+2.448
8.0	lap 4	1:19.796	9.132	+2.898
7.5	int	1:28.984	9.188	+3.334
7.0	lap 5	1:38.247	9.263	+3.743
6.5	int	1:47.588	9.341	+4.187
6.0	lap 6	1:57.024	9.436	+4.644
5.5	int	2:06.417	9.393	+5.003
5.0	lap 7	2:15.970	9.553	+5.412
4.5	int	2:25.544	9.574	+5.808
4.0	lap 8	2:35.173	9.629	+6.198
3.5	int	2:44.841	9.668	+6.523
3.0	lap 9	2:54.533	9.692	+6.870
2.5	int	3:04.230	9.697	+7.156
2.0	lap 10	3:13.979	9.749	+7.494
1.5	int	3:23.861	9.882	+7.914
1.0	lap 11	3:33.776	9.915	+8.336
0.5	int	3:43.725	9.949	+8.736

Laps To Go	Stage	Time	Section	Diff +/-
0.0	FINISH	3:53.694	9.969	+9.196



Men's C2 3km Pursuit Finals

17.03.2016 - Session 2

WORLD RECORD: 3.40.367 LIANG Guihua (CHN) - Aguascalientes (MEX) 11.04.2014

*Audit Trail for
67 LYNCH, Colin Final*

Approved by 
the College of Commissaires



Men's C3 3km Pursuit Finals

17.03.2016 - Session 2

WORLD RECORD: 3:26.691 - OBYDENNOV Alexey (RUS) - AGUASCALIENTES (MEX) 11.04.2014

Audit Trail for 89 CLIFFORD, Eoghan 3/4

Laps To Go	Stage	Time	Section	Diff +/-
11.5	int	15.139	15.139	+1.238
11.0	lap 1	24.483	9.344	+1.952
10.5	int	33.229	8.746	+2.383
10.0	lap 2	41.740	8.511	+2.597
9.5	int	50.155	8.415	+2.592
9.0	lap 3	58.577	8.422	+2.480
8.5	int	1:07.065	8.488	+2.365
8.0	lap 4	1:15.612	8.547	+2.188
7.5	int	1:24.251	8.639	+1.982
7.0	lap 5	1:32.963	8.712	+1.795
6.5	int	1:41.753	8.790	+1.613
6.0	lap 6	1:50.593	8.840	+1.407
5.5	int	1:59.469	8.876	+1.196
5.0	lap 7	2:08.352	8.883	+0.926
4.5	int	2:17.278	8.926	+0.641
4.0	lap 8	2:26.201	8.923	+0.274
3.5	int	2:35.140	8.939	-0.177
3.0	lap 9	2:44.134	8.994	-0.597
2.5	int	2:53.139	9.005	-1.041
2.0	lap 10	3:02.193	9.054	-1.410
1.5	int	3:11.309	9.116	-1.755
1.0	lap 11	3:20.420	9.111	-2.171
0.5	int	3:29.590	9.170	-2.558

Laps To Go	Stage	Time	Section	Diff +/-
0.0	FINISH	3:38.741	9.151	-2.857





Men's C3 3km Pursuit Finals

17.03.2016 - Session 2

WORLD RECORD: 3:26.691 - OBYDENNOV Alexey (RUS) - AGUASCALIENTES (MEX) 11.04.2014

Audit Trail for 92 FUJITA, Masaki 3/4

Laps To Go	Stage	Time	Section	Diff +/-
11.5	int	13.901	13.901	-1.238
11.0	lap 1	22.531	8.630	-1.952
10.5	int	30.846	8.315	-2.383
10.0	lap 2	39.143	8.297	-2.597
9.5	int	47.563	8.420	-2.592
9.0	lap 3	56.097	8.534	-2.480
8.5	int	1:04.700	8.603	-2.365
8.0	lap 4	1:13.424	8.724	-2.188
7.5	int	1:22.269	8.845	-1.982
7.0	lap 5	1:31.168	8.899	-1.795
6.5	int	1:40.140	8.972	-1.613
6.0	lap 6	1:49.186	9.046	-1.407
5.5	int	1:58.273	9.087	-1.196
5.0	lap 7	2:07.426	9.153	-0.926
4.5	int	2:16.637	9.211	-0.641
4.0	lap 8	2:25.927	9.290	-0.274
3.5	int	2:35.317	9.390	+0.177
3.0	lap 9	2:44.731	9.414	+0.597
2.5	int	2:54.180	9.449	+1.041
2.0	lap 10	3:03.603	9.423	+1.410
1.5	int	3:13.064	9.461	+1.755
1.0	lap 11	3:22.591	9.527	+2.171
0.5	int	3:32.148	9.557	+2.558

Laps To Go	Stage	Time	Section	Diff +/-
0.0	FINISH	3:41.598	9.450	+2.857





Men's C3 3km Pursuit Finals

17.03.2016 - Session 2

WORLD RECORD: 3:26.691 - OBYDENNOV Alexey (RUS) - AGUASCALIENTES (MEX) 11.04.2014

Audit Trail for 98 BERENYI, Joseph Final

Laps To Go	Stage	Time	Section	Diff +/-
11.5	int	14.870	14.870	+0.365
11.0	lap 1	23.702	8.832	+0.480
10.5	int	31.828	8.126	+0.218
10.0	lap 2	39.762	7.934	-0.185
9.5	int	47.684	7.922	-0.608
9.0	lap 3	55.726	8.042	-0.932
8.5	int	1:03.908	8.182	-1.243
8.0	lap 4	1:12.238	8.330	-1.521
7.5	int	1:20.682	8.444	-1.768
7.0	lap 5	1:29.256	8.574	-1.953
6.5	int	1:37.967	8.711	-1.984
6.0	lap 6	1:46.819	8.852	-1.896
5.5	int	1:55.832	9.013	-1.772
5.0	lap 7	2:04.949	9.117	-1.535
4.5	int	2:14.070	9.121	-1.293
4.0	lap 8	2:23.242	9.172	-1.052
3.5	int	2:32.364	9.122	-0.882
3.0	lap 9	2:41.437	9.073	-0.760
2.5	int	2:50.415	8.978	-0.716
2.0	lap 10	2:59.434	9.019	-0.670
1.5	int	3:08.496	9.062	-0.591
1.0	lap 11	3:17.622	9.126	-0.487
0.5	int	3:26.678	9.056	-0.550

Laps To Go	Stage	Time	Section	Diff +/-
0.0	FINISH	3:35.569	8.891	-0.802





Men's C3 3km Pursuit Finals

17.03.2016 - Session 2

WORLD RECORD: 3:26.691 - OBYDENNOV Alexey (RUS) - AGUASCALIENTES (MEX) 11.04.2014

Audit Trail for 80 NICHOLAS, David Final

Laps To Go	Stage	Time	Section	Diff +/-
11.5	int	14.505	14.505	-0.365
11.0	lap 1	23.222	8.717	-0.480
10.5	int	31.610	8.388	-0.218
10.0	lap 2	39.947	8.337	+0.185
9.5	int	48.292	8.345	+0.608
9.0	lap 3	56.658	8.366	+0.932
8.5	int	1:05.151	8.493	+1.243
8.0	lap 4	1:13.759	8.608	+1.521
7.5	int	1:22.450	8.691	+1.768
7.0	lap 5	1:31.209	8.759	+1.953
6.5	int	1:39.951	8.742	+1.984
6.0	lap 6	1:48.715	8.764	+1.896
5.5	int	1:57.604	8.889	+1.772
5.0	lap 7	2:06.484	8.880	+1.535
4.5	int	2:15.363	8.879	+1.293
4.0	lap 8	2:24.294	8.931	+1.052
3.5	int	2:33.246	8.952	+0.882
3.0	lap 9	2:42.197	8.951	+0.760
2.5	int	2:51.131	8.934	+0.716
2.0	lap 10	3:00.104	8.973	+0.670
1.5	int	3:09.087	8.983	+0.591
1.0	lap 11	3:18.109	9.022	+0.487
0.5	int	3:27.228	9.119	+0.550

Laps To Go	Stage	Time	Section	Diff +/-
0.0	FINISH	3:36.371	9.143	+0.802



Men's C3 3km Pursuit Finals

17.03.2016 - Session 2

WORLD RECORD: 3:26.691 - OBYDENNOV Alexey (RUS) - AGUASCALIENTES (MEX) 11.04.2014

*Audit Trail for
80 NICHOLAS, David Final*

Approved by 
the College of Commissaires



Women's B 3km Pursuit Qualification

18.03.2016 - Session 1

WORLD RECORD: 3.23.328 - FOY Emma (NZL)Aguascalientes 10.04.2014

Audit Trail for 167/POLAND

Laps To Go	Stage	Time	Section	Diff +/-
11.5	int	15.103	15.103	+1.390
11.0	lap 1	24.233	9.130	+2.017
10.5	int	32.824	8.591	+2.122
10.0	lap 2	41.429	8.605	+2.056
9.5	int	50.160	8.731	+2.226
9.0	lap 3	59.066	8.906	+2.915
8.5	int	1:08.040	8.974	+3.576
8.0	lap 4	1:17.085	9.045	+4.253
7.5	int	1:26.187	9.102	+4.938
7.0	lap 5	1:35.298	9.111	+5.595
6.5	int	1:44.502	9.204	+6.340
6.0	lap 6	1:53.769	9.267	+7.120
5.5	int	2:03.096	9.327	+7.937
5.0	lap 7	2:12.503	9.407	+8.787
4.5	int	2:21.982	9.479	+9.672
4.0	lap 8	2:31.465	9.483	+10.537
3.5	int	2:40.986	9.521	+11.421
3.0	lap 9	2:50.513	9.527	+12.244
2.5	int	3:00.076	9.563	+13.085
2.0	lap 10	3:09.673	9.597	+13.866
1.5	int	3:19.282	9.609	+14.598
1.0	lap 11	3:28.939	9.657	+15.342
0.5	int	3:38.616	9.677	+16.023

Laps To Go	Stage	Time	Section	Diff +/-
0.0	FINISH	3:48.248	9.632	+16.555

Fastest 2 riders will race for gold, and 3rd and 4th riders will race for bronze.





Women's B 3km Pursuit Qualification

18.03.2016 - Session 1

WORLD RECORD: 3.23.328 - FOY Emma (NZL)Aguascalientes 10.04.2014

Audit Trail for 169/USA

Laps To Go	Stage	Time	Section	Diff +/-
11.5	int	15.693	15.693	+1.980
11.0	lap 1	24.718	9.025	+2.502
10.5	int	33.363	8.645	+2.661
10.0	lap 2	41.930	8.567	+2.557
9.5	int	50.584	8.654	+2.650
9.0	lap 3	59.347	8.763	+3.196
8.5	int	1:08.196	8.849	+3.732
8.0	lap 4	1:17.116	8.920	+4.284
7.5	int	1:26.071	8.955	+4.822
7.0	lap 5	1:35.145	9.074	+5.442
6.5	int	1:44.187	9.042	+6.025
6.0	lap 6	1:53.288	9.101	+6.639
5.5	int	2:02.437	9.149	+7.278
5.0	lap 7	2:11.546	9.109	+7.830
4.5	int	2:20.727	9.181	+8.417
4.0	lap 8	2:29.985	9.258	+9.057
3.5	int	2:39.283	9.298	+9.718
3.0	lap 9	2:48.566	9.283	+10.297
2.5	int	2:57.821	9.255	+10.830
2.0	lap 10	3:07.192	9.371	+11.385
1.5	int	3:16.555	9.363	+11.871
1.0	lap 11	3:25.919	9.364	+12.322
0.5	int	3:35.262	9.343	+12.669

Laps To Go	Stage	Time	Section	Diff +/-
0.0	FINISH	3:44.616	9.354	+12.923

Fastest 2 riders will race for gold, and 3rd and 4th riders will race for bronze.





Women's B 3km Pursuit Qualification

18.03.2016 - Session 1

WORLD RECORD: 3.23.328 - FOY Emma (NZL)Aguascalientes 10.04.2014

Audit Trail for 161/GREECE

Laps To Go	Stage	Time	Section	Diff +/-
11.5	int	16.785	16.785	+3.072
11.0	lap 1	27.049	10.264	+4.833
10.5	int	36.462	9.413	+5.760
10.0	lap 2	45.609	9.147	+6.236
9.5	int	54.735	9.126	+6.801
9.0	lap 3	1:04.066	9.331	+7.915
8.5	int	1:13.471	9.405	+9.007
8.0	lap 4	1:23.054	9.583	+10.222
7.5	int	1:32.714	9.660	+11.465
7.0	lap 5	1:42.554	9.840	+12.851
6.5	int	1:52.312	9.758	+14.150
6.0	lap 6	2:02.526	10.214	+15.877
5.5	int	2:12.524	9.998	+17.365
5.0	lap 7	2:22.646	10.122	+18.930
4.5	int	2:32.929	10.283	+20.619
4.0	lap 8	2:43.265	10.336	+22.337
3.5	int	2:53.723	10.458	+24.158
3.0	lap 9	3:04.269	10.546	+26.000
2.5	int	3:14.860	10.591	+27.869
2.0	lap 10	3:25.421	10.561	+29.614
1.5	int	3:35.961	10.540	+31.277
1.0	lap 11	3:46.598	10.637	+33.001
0.5	int	3:57.055	10.457	+34.462

Laps To Go	Stage	Time	Section	Diff +/-
0.0	FINISH	4:07.511	10.456	+35.818

Fastest 2 riders will race for gold, and 3rd and 4th riders will race for bronze.





Women's B 3km Pursuit Qualification

18.03.2016 - Session 1

WORLD RECORD: 3.23.328 - FOY Emma (NZL)Aguascalientes 10.04.2014

Audit Trail for 157/BELGIUM

Laps To Go	Stage	Time	Section	Diff +/-
11.5	int	15.097	15.097	+1.384
11.0	lap 1	24.116	9.019	+1.900
10.5	int	32.599	8.483	+1.897
10.0	lap 2	41.072	8.473	+1.699
9.5	int	49.624	8.552	+1.690
9.0	lap 3	58.306	8.682	+2.155
8.5	int	1:07.081	8.775	+2.617
8.0	lap 4	1:15.929	8.848	+3.097
7.5	int	1:24.817	8.888	+3.568
7.0	lap 5	1:33.790	8.973	+4.087
6.5	int	1:42.554	8.764	+4.392
6.0	lap 6	1:52.312	9.758	+5.663
5.5	int	2:01.381	9.069	+6.222
5.0	lap 7	2:10.530	9.149	+6.814
4.5	int	2:19.702	9.172	+7.392
4.0	lap 8	2:28.892	9.190	+7.964
3.5	int	2:38.038	9.146	+8.473
3.0	lap 9	2:47.197	9.159	+8.928
2.5	int	2:56.337	9.140	+9.346
2.0	lap 10	3:05.471	9.134	+9.664
1.5	int	3:14.606	9.135	+9.922
1.0	lap 11	3:23.793	9.187	+10.196
0.5	int	3:32.949	9.156	+10.356

Laps To Go	Stage	Time	Section	Diff +/-
0.0	FINISH	3:42.080	9.131	+10.387

Fastest 2 riders will race for gold, and 3rd and 4th riders will race for bronze.





Women's B 3km Pursuit Qualification

18.03.2016 - Session 1

WORLD RECORD: 3.23.328 - FOY Emma (NZL)Aguascalientes 10.04.2014

Audit Trail for 160/GREECE

Laps To Go	Stage	Time	Section	Diff +/-
11.5	int	13.713	13.713	+0.000
11.0	lap 1	22.216	8.503	+0.000
10.5	int	30.702	8.486	+0.000
10.0	lap 2	39.373	8.671	+0.000
9.5	int	48.197	8.824	+0.263
9.0	lap 3	57.229	9.032	+1.078
8.5	int	1:06.482	9.253	+2.018
8.0	lap 4	1:15.903	9.421	+3.071
7.5	int	1:25.433	9.530	+4.184
7.0	lap 5	1:35.031	9.598	+5.328
6.5	int	1:44.639	9.608	+6.477
6.0	lap 6	1:54.361	9.722	+7.712
5.5	int	2:04.106	9.745	+8.947
5.0	lap 7	2:13.950	9.844	+10.234
4.5	int	2:23.757	9.807	+11.447
4.0	lap 8	2:33.541	9.784	+12.613
3.5	int	2:43.044	9.503	+13.479
3.0	lap 9	2:52.547	9.503	+14.278
2.5	int	3:02.026	9.479	+15.035
2.0	lap 10	3:11.605	9.579	+15.798
1.5	int	3:21.129	9.524	+16.445
1.0	lap 11	3:30.669	9.540	+17.072
0.5	int	3:40.062	9.393	+17.469

Laps To Go	Stage	Time	Section	Diff +/-
0.0	FINISH	3:49.471	9.409	+17.778

Fastest 2 riders will race for gold, and 3rd and 4th riders will race for bronze.





Women's B 3km Pursuit Qualification

18.03.2016 - Session 1

WORLD RECORD: 3.23.328 - FOY Emma (NZL)Aguascalientes 10.04.2014

Audit Trail for 165/NEW ZEALAND

Laps To Go	Stage	Time	Section	Diff +/-
11.5	int	15.333	15.333	+1.620
11.0	lap 1	24.276	8.943	+2.060
10.5	int	32.725	8.449	+2.023
10.0	lap 2	41.187	8.462	+1.814
9.5	int	49.753	8.566	+1.819
9.0	lap 3	58.432	8.679	+2.281
8.5	int	1:07.131	8.699	+2.667
8.0	lap 4	1:15.897	8.766	+3.065
7.5	int	1:24.734	8.837	+3.485
7.0	lap 5	1:33.601	8.867	+3.898
6.5	int	1:42.496	8.895	+4.334
6.0	lap 6	1:51.455	8.959	+4.806
5.5	int	2:00.397	8.942	+5.238
5.0	lap 7	2:09.362	8.965	+5.646
4.5	int	2:18.330	8.968	+6.020
4.0	lap 8	2:27.348	9.018	+6.420
3.5	int	2:36.337	8.989	+6.772
3.0	lap 9	2:45.403	9.066	+7.134
2.5	int	2:54.440	9.037	+7.449
2.0	lap 10	3:03.511	9.071	+7.704
1.5	int	3:12.656	9.145	+7.972
1.0	lap 11	3:21.752	9.096	+8.155
0.5	int	3:33.308	11.556	+10.715

Laps To Go	Stage	Time	Section	Diff +/-
0.0	FINISH	3:40.334	6.754	+8.641

Fastest 2 riders will race for gold, and 3rd and 4th riders will race for bronze.





Women's B 3km Pursuit Qualification

18.03.2016 - Session 1

WORLD RECORD: 3.23.328 - FOY Emma (NZL)Aguascalientes 10.04.2014

Audit Trail for 163/JAPAN

Laps To Go	Stage	Time	Section	Diff +/-
11.5	int	15.237	15.237	+1.524
11.0	lap 1	24.291	9.054	+2.075
10.5	int	32.867	8.576	+2.165
10.0	lap 2	41.280	8.413	+1.907
9.5	int	49.671	8.391	+1.737
9.0	lap 3	58.116	8.445	+1.965
8.5	int	1:06.616	8.500	+2.152
8.0	lap 4	1:15.131	8.515	+2.299
7.5	int	1:23.725	8.594	+2.476
7.0	lap 5	1:32.371	8.646	+2.668
6.5	int	1:41.040	8.669	+2.878
6.0	lap 6	1:49.782	8.742	+3.133
5.5	int	1:58.532	8.750	+3.373
5.0	lap 7	2:07.384	8.852	+3.668
4.5	int	2:16.201	8.817	+3.891
4.0	lap 8	2:25.033	8.832	+4.105
3.5	int	2:33.848	8.815	+4.283
3.0	lap 9	2:42.660	8.812	+4.391
2.5	int	2:51.527	8.867	+4.536
2.0	lap 10	3:00.376	8.849	+4.569
1.5	int	3:09.208	8.832	+4.524
1.0	lap 11	3:17.989	8.781	+4.392
0.5	int	3:26.746	8.757	+4.153

Laps To Go	Stage	Time	Section	Diff +/-
0.0	FINISH	3:35.479	8.733	+3.786

Fastest 2 riders will race for gold, and 3rd and 4th riders will race for bronze.





Women's B 3km Pursuit Qualification

18.03.2016 - Session 1

WORLD RECORD: 3.23.328 - FOY Emma (NZL)Aguascalientes 10.04.2014

Audit Trail for 159/GREAT BRITAIN

Laps To Go	Stage	Time	Section	Diff +/-
11.5	int	14.411	14.411	+0.698
11.0	lap 1	23.245	8.834	+1.029
10.5	int	31.797	8.552	+1.095
10.0	lap 2	40.331	8.534	+0.958
9.5	int	48.820	8.489	+0.886
9.0	lap 3	57.371	8.551	+1.220
8.5	int	1:05.917	8.546	+1.453
8.0	lap 4	1:14.519	8.602	+1.687
7.5	int	1:23.149	8.630	+1.900
7.0	lap 5	1:31.827	8.678	+2.124
6.5	int	1:40.513	8.686	+2.351
6.0	lap 6	1:49.225	8.712	+2.576
5.5	int	1:58.010	8.785	+2.851
5.0	lap 7	2:06.759	8.749	+3.043
4.5	int	2:15.599	8.840	+3.289
4.0	lap 8	2:24.430	8.831	+3.502
3.5	int	2:33.291	8.861	+3.726
3.0	lap 9	2:42.149	8.858	+3.880
2.5	int	2:51.079	8.930	+4.088
2.0	lap 10	3:00.056	8.977	+4.249
1.5	int	3:08.999	8.943	+4.315
1.0	lap 11	3:18.031	9.032	+4.434
0.5	int	3:26.932	8.901	+4.339

Laps To Go	Stage	Time	Section	Diff +/-
0.0	FINISH	3:35.784	8.852	+4.091

Fastest 2 riders will race for gold, and 3rd and 4th riders will race for bronze.





Women's B 3km Pursuit Qualification

18.03.2016 - Session 1

WORLD RECORD: 3.23.328 - FOY Emma (NZL)Aguascalientes 10.04.2014

Audit Trail for 166/NEW ZEALAND

Laps To Go	Stage	Time	Section	Diff +/-
11.5	int	14.667	14.667	+0.954
11.0	lap 1	23.294	8.627	+1.078
10.5	int	31.564	8.270	+0.862
10.0	lap 2	39.752	8.188	+0.379
9.5	int	47.934	8.182	+0.000
9.0	lap 3	56.151	8.217	+0.000
8.5	int	1:04.464	8.313	+0.000
8.0	lap 4	1:12.832	8.368	+0.000
7.5	int	1:21.249	8.417	+0.000
7.0	lap 5	1:29.703	8.454	+0.000
6.5	int	1:38.162	8.459	+0.000
6.0	lap 6	1:46.649	8.487	+0.000
5.5	int	1:55.159	8.510	+0.000
5.0	lap 7	2:03.716	8.557	+0.000
4.5	int	2:12.310	8.594	+0.000
4.0	lap 8	2:20.928	8.618	+0.000
3.5	int	2:29.565	8.637	+0.000
3.0	lap 9	2:38.269	8.704	+0.000
2.5	int	2:46.991	8.722	+0.000
2.0	lap 10	2:55.807	8.816	+0.000
1.5	int	3:04.684	8.877	+0.000
1.0	lap 11	3:13.597	8.913	+0.000
0.5	int	3:22.593	8.996	+0.000

Laps To Go	Stage	Time	Section	Diff +/-
0.0	FINISH	3:31.693	9.100	+0.000

Fastest 2 riders will race for gold, and 3rd and 4th riders will race for bronze.





Women's B 3km Pursuit Qualification

18.03.2016 - Session 1

WORLD RECORD: 3.23.328 - FOY Emma (NZL)Aguascalientes 10.04.2014

Audit Trail for 162/IRELAND

Laps To Go	Stage	Time	Section	Diff +/-
11.5	int	14.440	14.440	+0.727
11.0	lap 1	23.241	8.801	+1.025
10.5	int	31.637	8.396	+0.935
10.0	lap 2	39.930	8.293	+0.557
9.5	int	48.264	8.334	+0.330
9.0	lap 3	56.690	8.426	+0.539
8.5	int	1:05.202	8.512	+0.738
8.0	lap 4	1:13.812	8.610	+0.980
7.5	int	1:22.497	8.685	+1.248
7.0	lap 5	1:31.257	8.760	+1.554
6.5	int	1:40.032	8.775	+1.870
6.0	lap 6	1:48.853	8.821	+2.204
5.5	int	1:57.682	8.829	+2.523
5.0	lap 7	2:06.519	8.837	+2.803
4.5	int	2:15.348	8.829	+3.038
4.0	lap 8	2:24.200	8.852	+3.272
3.5	int	2:33.099	8.899	+3.534
3.0	lap 9	2:42.026	8.927	+3.757
2.5	int	2:50.930	8.904	+3.939
2.0	lap 10	2:59.881	8.951	+4.074
1.5	int	3:08.838	8.957	+4.154
1.0	lap 11	3:17.835	8.997	+4.238
0.5	int	3:26.850	9.015	+4.257

Laps To Go	Stage	Time	Section	Diff +/-
0.0	FINISH	3:35.924	9.074	+4.231

Fastest 2 riders will race for gold, and 3rd and 4th riders will race for bronze.



Women's B 3km Pursuit Qualification

18.03.2016 - Session 1

WORLD RECORD: 3.23.328 - FOY Emma (NZL)Aguascalientes 10.04.2014

Audit Trail for
162/IRELAND

Approved by 
the College of Commisaires

Fastest 2 riders will race for gold, and 3rd and 4th riders will race for bronze.



Men's B 4km Pursuit Qualification

18.03.2016 - Session 1

WORLD RECORD: 4:11:213 - FORMSTON M/CURRAN M (AUS) - Aguascalientes (MEX) 10.04.2014

Audit Trail for 20/KOREA

Laps To Go	Stage	Time	Section	Diff +/-
15.5	int	14.031	14.031	+0.683
15.0	lap 1	22.256	8.225	+1.003
14.5	int	30.119	7.863	+1.306
14.0	lap 2	37.875	7.756	+1.558
13.5	int	45.725	7.850	+1.927
13.0	lap 3	53.662	7.937	+2.325
12.5	int	1:01.785	8.123	+2.872
12.0	lap 4	1:10.058	8.273	+3.533
11.5	int	1:18.499	8.441	+4.364
11.0	lap 5	1:27.115	8.616	+5.318
10.5	int	1:35.948	8.833	+6.452
10.0	lap 6	1:44.930	8.982	+7.803
9.5	int	1:54.056	9.126	+9.293
9.0	lap 7	2:03.216	9.160	+10.809
8.5	int	2:12.453	9.237	+12.358
8.0	lap 8	2:21.812	9.359	+14.029
7.5	int	2:31.414	9.602	+15.927
7.0	lap 9	2:41.037	9.623	+17.851
6.5	int	2:50.758	9.721	+19.848
6.0	lap 10	3:00.465	9.707	+21.778
5.5	int	3:10.191	9.726	+23.689
5.0	lap 11	3:19.869	9.678	+25.592
4.5	int	3:29.672	9.803	+27.633

Laps To Go	Stage	Time	Section	Diff +/-
4.0	lap 12	3:39.529	9.857	+29.740
3.5	int	3:49.449	9.920	+31.888
3.0	lap 13	3:59.359	9.910	+33.971
2.5	int	4:09.206	9.847	+36.024
2.0	lap 14	4:19.067	9.861	+38.039
1.5	int	4:28.929	9.862	+40.072
1.0	lap 15	4:38.815	9.886	+42.083
0.5	int	4:48.543	9.728	+43.908
0.0	FINISH	4:58.216	9.673	+45.688

Fastest 2 teams will race for gold, and 3rd and 4th teams will race for bronze.





Men's B 4km Pursuit Qualification

18.03.2016 - Session 1

WORLD RECORD: 4:11:213 - FORMSTON M/CURRAN M (AUS) - Aguascalientes (MEX) 10.04.2014

Audit Trail for 18/ITALY

Laps To Go	Stage	Time	Section	Diff +/-
15.5	int	14.645	14.645	+1.297
15.0	lap 1	23.608	8.963	+2.355
14.5	int	31.975	8.367	+3.162
14.0	lap 2	40.131	8.156	+3.814
13.5	int	48.227	8.096	+4.429
13.0	lap 3	56.311	8.084	+4.974
12.5	int	1:04.464	8.153	+5.551
12.0	lap 4	1:12.668	8.204	+6.143
11.5	int	1:20.933	8.265	+6.798
11.0	lap 5	1:29.257	8.324	+7.460
10.5	int	1:37.636	8.379	+8.140
10.0	lap 6	1:46.056	8.420	+8.929
9.5	int	1:54.516	8.460	+9.753
9.0	lap 7	2:02.979	8.463	+10.572
8.5	int	2:11.511	8.532	+11.416
8.0	lap 8	2:20.080	8.569	+12.297
7.5	int	2:28.696	8.616	+13.209
7.0	lap 9	2:37.324	8.628	+14.138
6.5	int	2:46.019	8.695	+15.109
6.0	lap 10	2:54.744	8.725	+16.057
5.5	int	3:03.550	8.806	+17.048
5.0	lap 11	3:12.392	8.842	+18.115
4.5	int	3:21.225	8.833	+19.186

Laps To Go	Stage	Time	Section	Diff +/-
4.0	lap 12	3:30.097	8.872	+20.308
3.5	int	3:39.025	8.928	+21.464
3.0	lap 13	3:48.012	8.987	+22.624
2.5	int	3:57.037	9.025	+23.855
2.0	lap 14	4:06.090	9.053	+25.062
1.5	int	4:15.219	9.129	+26.362
1.0	lap 15	4:24.282	9.063	+27.550
0.5	int	4:33.397	9.115	+28.762
0.0	FINISH	4:42.473	9.076	+29.945

Fastest 2 teams will race for gold, and 3rd and 4th teams will race for bronze.





Men's B 4km Pursuit Qualification

18.03.2016 - Session 1

WORLD RECORD: 4:11:213 - FORMSTON M/CURRAN M (AUS) - Aguascalientes (MEX) 10.04.2014

Audit Trail for 28/USA

Laps To Go	Stage	Time	Section	Diff +/-
15.5	int	14.070	14.070	+0.722
15.0	lap 1	22.714	8.644	+1.461
14.5	int	30.862	8.148	+2.049
14.0	lap 2	38.864	8.002	+2.547
13.5	int	46.867	8.003	+3.069
13.0	lap 3	54.891	8.024	+3.554
12.5	int	1:03.005	8.114	+4.092
12.0	lap 4	1:11.249	8.244	+4.724
11.5	int	1:19.589	8.340	+5.454
11.0	lap 5	1:27.980	8.391	+6.183
10.5	int	1:36.375	8.395	+6.879
10.0	lap 6	1:44.841	8.466	+7.714
9.5	int	1:53.327	8.486	+8.564
9.0	lap 7	2:01.844	8.517	+9.437
8.5	int	2:10.386	8.542	+10.291
8.0	lap 8	2:18.949	8.563	+11.166
7.5	int	2:27.515	8.566	+12.028
7.0	lap 9	2:36.078	8.563	+12.892
6.5	int	2:44.590	8.512	+13.680
6.0	lap 10	2:53.105	8.515	+14.418
5.5	int	3:01.623	8.518	+15.121
5.0	lap 11	3:10.156	8.533	+15.879
4.5	int	3:18.742	8.586	+16.703

Laps To Go	Stage	Time	Section	Diff +/-
4.0	lap 12	3:27.409	8.667	+17.620
3.5	int	3:36.091	8.682	+18.530
3.0	lap 13	3:44.818	8.727	+19.430
2.5	int	3:53.532	8.714	+20.350
2.0	lap 14	4:02.302	8.770	+21.274
1.5	int	4:11.043	8.741	+22.186
1.0	lap 15	4:19.798	8.755	+23.066
0.5	int	4:28.420	8.622	+23.785
0.0	FINISH	4:36.951	8.531	+24.423

Fastest 2 teams will race for gold, and 3rd and 4th teams will race for bronze.





Men's B 4km Pursuit Qualification

18.03.2016 - Session 1

WORLD RECORD: 4:11:213 - FORMSTON M/CURRAN M (AUS) - Aguascalientes (MEX) 10.04.2014

Audit Trail for 1/ARGENTINA

Laps To Go	Stage	Time	Section	Diff +/-
15.5	int	14.519	14.519	+1.171
15.0	lap 1	23.608	9.089	+2.355
14.5	int	32.345	8.737	+3.532
14.0	lap 2	40.994	8.649	+4.677
13.5	int	49.642	8.648	+5.844
13.0	lap 3	58.256	8.614	+6.919
12.5	int	1:06.919	8.663	+8.006
12.0	lap 4	1:15.621	8.702	+9.096
11.5	int	1:24.376	8.755	+10.241
11.0	lap 5	1:33.108	8.732	+11.311
10.5	int	1:41.905	8.797	+12.409
10.0	lap 6	1:50.783	8.878	+13.656
9.5	int	1:59.652	8.869	+14.889
9.0	lap 7	2:08.495	8.843	+16.088
8.5	int	2:17.403	8.908	+17.308
8.0	lap 8	2:26.316	8.913	+18.533
7.5	int	2:35.250	8.934	+19.763
7.0	lap 9	2:44.130	8.880	+20.944
6.5	int	2:53.036	8.906	+22.126
6.0	lap 10	3:01.975	8.939	+23.288
5.5	int	3:10.958	8.983	+24.456
5.0	lap 11	3:19.955	8.997	+25.678
4.5	int	3:29.029	9.074	+26.990

Laps To Go	Stage	Time	Section	Diff +/-
4.0	lap 12	3:38.096	9.067	+28.307
3.5	int	3:47.253	9.157	+29.692
3.0	lap 13	3:56.411	9.158	+31.023
2.5	int	4:05.664	9.253	+32.482
2.0	lap 14	4:14.936	9.272	+33.908
1.5	int	4:24.168	9.232	+35.311
1.0	lap 15	4:33.402	9.234	+36.670
0.5	int	4:42.603	9.201	+37.968
0.0	FINISH	4:51.718	9.115	+39.190

Fastest 2 teams will race for gold, and 3rd and 4th teams will race for bronze.



Men's B 4km Pursuit Qualification

18.03.2016 - Session 1

WORLD RECORD: 4:11:213 - FORMSTON M/CURRAN M (AUS) - Aguascalientes (MEX) 10.04.2014

Audit Trail for 16/HUNGARY

Laps To Go	Stage	Time	Section	Diff +/-
15.5	int	15.112	15.112	+1.764
15.0	lap 1	24.010	8.898	+2.757
14.5	int	32.408	8.398	+3.595
14.0	lap 2	40.738	8.330	+4.421
13.5	int	49.217	8.479	+5.419
13.0	lap 3	57.863	8.646	+6.526
12.5	int	1:06.694	8.831	+7.781
12.0	lap 4	1:15.620	8.926	+9.095
11.5	int	1:24.648	9.028	+10.513
11.0	lap 5	1:33.755	9.107	+11.958
10.5	int	1:42.881	9.126	+13.385
10.0	lap 6	1:52.043	9.162	+14.916
9.5	int	2:01.222	9.179	+16.459
9.0	lap 7	2:10.430	9.208	+18.023
8.5	int	2:19.641	9.211	+19.546
8.0	lap 8	2:28.830	9.189	+21.047
7.5	int	2:38.037	9.207	+22.550
7.0	lap 9	2:47.263	9.226	+24.077
6.5	int	2:56.535	9.272	+25.625
6.0	lap 10	3:05.802	9.267	+27.115
5.5	int	3:15.117	9.315	+28.615
5.0	lap 11	3:24.441	9.324	+30.164
4.5	int	3:33.831	9.390	+31.792

Laps To Go	Stage	Time	Section	Diff +/-
4.0	lap 12	3:43.122	9.291	+33.333
3.5	int	3:52.374	9.252	+34.813
3.0	lap 13	4:01.554	9.180	+36.166
2.5	int	4:10.702	9.148	+37.520
2.0	lap 14	4:19.918	9.216	+38.890
1.5	int	4:29.286	9.368	+40.429
1.0	lap 15	4:38.631	9.345	+41.899
0.5	int	4:47.936	9.305	+43.301
0.0	FINISH	4:57.156	9.220	+44.628

Fastest 2 teams will race for gold, and 3rd and 4th teams will race for bronze.





Men's B 4km Pursuit Qualification

18.03.2016 - Session 1

WORLD RECORD: 4:11:213 - FORMSTON M/CURRAN M (AUS) - Aguascalientes (MEX) 10.04.2014

Audit Trail for 21/MALAYSIA

Laps To Go	Stage	Time	Section	Diff +/-
15.5	int	14.262	14.262	+0.914
15.0	lap 1	22.821	8.559	+1.568
14.5	int	30.753	7.932	+1.940
14.0	lap 2	38.486	7.733	+2.169
13.5	int	46.315	7.829	+2.517
13.0	lap 3	54.293	7.978	+2.956
12.5	int	1:02.523	8.230	+3.610
12.0	lap 4	1:11.016	8.493	+4.491
11.5	int	1:19.795	8.779	+5.660
11.0	lap 5	1:28.848	9.053	+7.051
10.5	int	1:38.147	9.299	+8.651
10.0	lap 6	1:47.611	9.464	+10.484
9.5	int	1:57.274	9.663	+12.511
9.0	lap 7	2:07.062	9.788	+14.655
8.5	int	2:16.978	9.916	+16.883
8.0	lap 8	2:26.958	9.980	+19.175
7.5	int	2:37.026	10.068	+21.539
7.0	lap 9	2:47.112	10.086	+23.926
6.5	int	2:57.163	10.051	+26.253
6.0	lap 10	3:07.247	10.084	+28.560
5.5	int	3:17.342	10.095	+30.840
5.0	lap 11	3:27.500	10.158	+33.223
4.5	int	3:37.640	10.140	+35.601

Laps To Go	Stage	Time	Section	Diff +/-
4.0	lap 12	3:47.657	10.017	+37.868
3.5	int	3:57.571	9.914	+40.010
3.0	lap 13	4:07.171	9.600	+41.783
2.5	int	4:17.368	10.197	+44.186
2.0	lap 14	4:27.326	9.958	+46.298
1.5	int	4:37.309	9.983	+48.452
1.0	lap 15	4:47.298	9.989	+50.566
0.5	int	4:57.215	9.917	+52.580
0.0	FINISH	5:06.988	9.773	+54.460

Fastest 2 teams will race for gold, and 3rd and 4th teams will race for bronze.





Men's B 4km Pursuit Qualification

18.03.2016 - Session 1

WORLD RECORD: 4:11:213 - FORMSTON M/CURRAN M (AUS) - Aguascalientes (MEX) 10.04.2014

Audit Trail for 15/GREECE

Laps To Go	Stage	Time	Section	Diff +/-
15.5	int	14.035	14.035	+0.687
15.0	lap 1	22.654	8.619	+1.401
14.5	int	30.875	8.221	+2.062
14.0	lap 2	38.927	8.052	+2.610
13.5	int	47.091	8.164	+3.293
13.0	lap 3	55.402	8.311	+4.065
12.5	int	1:03.910	8.508	+4.997
12.0	lap 4	1:12.487	8.577	+5.962
11.5	int	1:21.074	8.587	+6.939
11.0	lap 5	1:29.690	8.616	+7.893
10.5	int	1:38.381	8.691	+8.885
10.0	lap 6	1:47.160	8.779	+10.033
9.5	int	1:56.065	8.905	+11.302
9.0	lap 7	2:05.029	8.964	+12.622
8.5	int	2:14.099	9.070	+14.004
8.0	lap 8	2:23.216	9.117	+15.433
7.5	int	2:32.375	9.159	+16.888
7.0	lap 9	2:41.633	9.258	+18.447
6.5	int	2:50.943	9.310	+20.033
6.0	lap 10	3:00.406	9.463	+21.719
5.5	int	3:09.938	9.532	+23.436
5.0	lap 11	3:19.481	9.543	+25.204
4.5	int	3:29.009	9.528	+26.970

Laps To Go	Stage	Time	Section	Diff +/-
4.0	lap 12	3:38.610	9.601	+28.821
3.5	int	3:48.169	9.559	+30.608
3.0	lap 13	3:57.571	9.402	+32.183
2.5	int	4:07.171	9.600	+33.989
2.0	lap 14	4:16.369	9.198	+35.341
1.5	int	4:25.835	9.466	+36.978
1.0	lap 15	4:35.487	9.652	+38.755
0.5	int	4:45.121	9.634	+40.486
0.0	FINISH	4:54.911	9.790	+42.383

Fastest 2 teams will race for gold, and 3rd and 4th teams will race for bronze.



Men's B 4km Pursuit Qualification

18.03.2016 - Session 1

WORLD RECORD: 4:11:213 - FORMSTON M/CURRAN M (AUS) - Aguascalientes (MEX) 10.04.2014

Audit Trail for 22/MALAYSIA

Laps To Go	Stage	Time	Section	Diff +/-
15.5	int	14.827	14.827	+1.479
15.0	lap 1	23.931	9.104	+2.678
14.5	int	32.760	8.829	+3.947
14.0	lap 2	41.556	8.796	+5.239
13.5	int	50.384	8.828	+6.586
13.0	lap 3	59.239	8.855	+7.902
12.5	int	1:08.114	8.875	+9.201
12.0	lap 4	1:17.031	8.917	+10.506
11.5	int	1:26.004	8.973	+11.869
11.0	lap 5	1:34.937	8.933	+13.140
10.5	int	1:43.889	8.952	+14.393
10.0	lap 6	1:52.899	9.010	+15.772
9.5	int	2:01.890	8.991	+17.127
9.0	lap 7	2:10.944	9.054	+18.537
8.5	int	2:20.030	9.086	+19.935
8.0	lap 8	2:29.181	9.151	+21.398
7.5	int	2:38.326	9.145	+22.839
7.0	lap 9	2:47.450	9.124	+24.264
6.5	int	2:56.593	9.143	+25.683
6.0	lap 10	3:05.718	9.125	+27.031
5.5	int	3:14.874	9.156	+28.372
5.0	lap 11	3:24.132	9.258	+29.855
4.5	int	3:33.420	9.288	+31.381

Laps To Go	Stage	Time	Section	Diff +/-
4.0	lap 12	3:42.746	9.326	+32.957
3.5	int	3:52.089	9.343	+34.528
3.0	lap 13	4:01.416	9.327	+36.028
2.5	int	4:10.805	9.389	+37.623
2.0	lap 14	4:20.147	9.342	+39.119
1.5	int	4:29.637	9.490	+40.780
1.0	lap 15	4:39.187	9.550	+42.455
0.5	int	4:48.452	9.265	+43.817
0.0	FINISH	4:57.611	9.159	+45.083

Fastest 2 teams will race for gold, and 3rd and 4th teams will race for bronze.





Men's B 4km Pursuit Qualification

18.03.2016 - Session 1

WORLD RECORD: 4:11:213 - FORMSTON M/CURRAN M (AUS) - Aguascalientes (MEX) 10.04.2014

Audit Trail for 5/AUSTRIA

Laps To Go	Stage	Time	Section	Diff +/-
15.5	int	15.374	15.374	+2.026
15.0	lap 1	24.507	9.133	+3.254
14.5	int	33.048	8.541	+4.235
14.0	lap 2	41.512	8.464	+5.195
13.5	int	49.941	8.429	+6.143
13.0	lap 3	58.430	8.489	+7.093
12.5	int	1:07.047	8.617	+8.134
12.0	lap 4	1:15.734	8.687	+9.209
11.5	int	1:24.496	8.762	+10.361
11.0	lap 5	1:33.374	8.878	+11.577
10.5	int	1:42.323	8.949	+12.827
10.0	lap 6	1:51.244	8.921	+14.117
9.5	int	2:00.151	8.907	+15.388
9.0	lap 7	2:09.091	8.940	+16.684
8.5	int	2:18.053	8.962	+17.958
8.0	lap 8	2:26.988	8.935	+19.205
7.5	int	2:35.928	8.940	+20.441
7.0	lap 9	2:44.991	9.063	+21.805
6.5	int	2:53.972	8.981	+23.062
6.0	lap 10	3:03.030	9.058	+24.343
5.5	int	3:12.024	8.994	+25.522
5.0	lap 11	3:20.994	8.970	+26.717
4.5	int	3:29.947	8.953	+27.908

Laps To Go	Stage	Time	Section	Diff +/-
4.0	lap 12	3:39.040	9.093	+29.251
3.5	int	3:48.221	9.181	+30.660
3.0	lap 13	3:57.372	9.151	+31.984
2.5	int	4:06.422	9.050	+33.240
2.0	lap 14	4:15.338	8.916	+34.310
1.5	int	4:24.119	8.781	+35.262
1.0	lap 15	4:32.807	8.688	+36.075
0.5	int	4:41.364	8.557	+36.729
0.0	FINISH	4:49.881	8.517	+37.353

Fastest 2 teams will race for gold, and 3rd and 4th teams will race for bronze.





Men's B 4km Pursuit Qualification

18.03.2016 - Session 1

WORLD RECORD: 4:11:213 - FORMSTON M/CURRAN M (AUS) - Aguascalientes (MEX) 10.04.2014

Audit Trail for 7/COLOMBIA

Laps To Go	Stage	Time	Section	Diff +/-
15.5	int	14.141	14.141	+0.793
15.0	lap 1	22.771	8.630	+1.518
14.5	int	30.877	8.106	+2.064
14.0	lap 2	38.796	7.919	+2.479
13.5	int	46.647	7.851	+2.849
13.0	lap 3	54.510	7.863	+3.173
12.5	int	1:02.357	7.847	+3.444
12.0	lap 4	1:10.229	7.872	+3.704
11.5	int	1:18.151	7.922	+4.016
11.0	lap 5	1:26.149	7.998	+4.352
10.5	int	1:34.201	8.052	+4.705
10.0	lap 6	1:42.305	8.104	+5.178
9.5	int	1:50.443	8.138	+5.680
9.0	lap 7	1:58.651	8.208	+6.244
8.5	int	2:06.931	8.280	+6.836
8.0	lap 8	2:15.278	8.347	+7.495
7.5	int	2:23.708	8.430	+8.221
7.0	lap 9	2:32.171	8.463	+8.985
6.5	int	2:40.639	8.468	+9.729
6.0	lap 10	2:49.138	8.499	+10.451
5.5	int	2:57.686	8.548	+11.184
5.0	lap 11	3:06.274	8.588	+11.997
4.5	int	3:14.910	8.636	+12.871

Laps To Go	Stage	Time	Section	Diff +/-
4.0	lap 12	3:23.542	8.632	+13.753
3.5	int	3:32.114	8.572	+14.553
3.0	lap 13	3:40.789	8.675	+15.401
2.5	int	3:49.298	8.509	+16.116
2.0	lap 14	3:57.782	8.484	+16.754
1.5	int	4:06.321	8.539	+17.464
1.0	lap 15	4:14.894	8.573	+18.162
0.5	int	4:23.438	8.544	+18.803
0.0	FINISH	4:31.985	8.547	+19.457

Fastest 2 teams will race for gold, and 3rd and 4th teams will race for bronze.





Men's B 4km Pursuit Qualification

18.03.2016 - Session 1

WORLD RECORD: 4:11:213 - FORMSTON M/CURRAN M (AUS) - Aguascalientes (MEX) 10.04.2014

Audit Trail for 17/IRELAND

Laps To Go	Stage	Time	Section	Diff +/-
15.5	int	14.125	14.125	+0.777
15.0	lap 1	22.262	8.137	+1.009
14.5	int	29.877	7.615	+1.064
14.0	lap 2	37.329	7.452	+1.012
13.5	int	44.815	7.486	+1.017
13.0	lap 3	52.422	7.607	+1.085
12.5	int	1:00.105	7.683	+1.192
12.0	lap 4	1:07.867	7.762	+1.342
11.5	int	1:15.700	7.833	+1.565
11.0	lap 5	1:23.564	7.864	+1.767
10.5	int	1:31.474	7.910	+1.978
10.0	lap 6	1:39.395	7.921	+2.268
9.5	int	1:47.305	7.910	+2.542
9.0	lap 7	1:55.266	7.961	+2.859
8.5	int	2:03.235	7.969	+3.140
8.0	lap 8	2:11.225	7.990	+3.442
7.5	int	2:19.256	8.031	+3.769
7.0	lap 9	2:27.332	8.076	+4.146
6.5	int	2:35.408	8.076	+4.498
6.0	lap 10	2:43.539	8.131	+4.852
5.5	int	2:51.595	8.056	+5.093
5.0	lap 11	2:59.650	8.055	+5.373
4.5	int	3:07.717	8.067	+5.678

Laps To Go	Stage	Time	Section	Diff +/-
4.0	lap 12	3:15.790	8.073	+6.001
3.5	int	3:23.864	8.074	+6.303
3.0	lap 13	3:32.114	8.250	+6.726
2.5	int	3:40.236	8.122	+7.054
2.0	lap 14	3:48.389	8.153	+7.361
1.5	int	3:56.563	8.174	+7.706
1.0	lap 15	4:04.790	8.227	+8.058
0.5	int	4:13.052	8.262	+8.417
0.0	FINISH	4:21.359	8.307	+8.831

Fastest 2 teams will race for gold, and 3rd and 4th teams will race for bronze.





Men's B 4km Pursuit Qualification

18.03.2016 - Session 1

WORLD RECORD: 4:11:213 - FORMSTON M/CURRAN M (AUS) - Aguascalientes (MEX) 10.04.2014

Audit Trail for 6/CANADA

Laps To Go	Stage	Time	Section	Diff +/-
15.5	int	13.837	13.837	+0.489
15.0	lap 1	22.115	8.278	+0.862
14.5	int	29.888	7.773	+1.075
14.0	lap 2	37.432	7.544	+1.115
13.5	int	44.961	7.529	+1.163
13.0	lap 3	52.532	7.571	+1.195
12.5	int	1:00.194	7.662	+1.281
12.0	lap 4	1:07.843	7.649	+1.318
11.5	int	1:15.505	7.662	+1.370
11.0	lap 5	1:23.162	7.657	+1.365
10.5	int	1:30.855	7.693	+1.359
10.0	lap 6	1:38.563	7.708	+1.436
9.5	int	1:46.349	7.786	+1.586
9.0	lap 7	1:54.139	7.790	+1.732
8.5	int	2:01.965	7.826	+1.870
8.0	lap 8	2:09.791	7.826	+2.008
7.5	int	2:17.641	7.850	+2.154
7.0	lap 9	2:25.473	7.832	+2.287
6.5	int	2:33.304	7.831	+2.394
6.0	lap 10	2:41.150	7.846	+2.463
5.5	int	2:49.011	7.861	+2.509
5.0	lap 11	2:56.908	7.897	+2.631
4.5	int	3:04.812	7.904	+2.773

Laps To Go	Stage	Time	Section	Diff +/-
4.0	lap 12	3:12.708	7.896	+2.919
3.5	int	3:20.564	7.856	+3.003
3.0	lap 13	3:28.411	7.847	+3.023
2.5	int	3:36.035	7.624	+2.853
2.0	lap 14	3:44.175	8.140	+3.147
1.5	int	3:52.374	8.199	+3.517
1.0	lap 15	4:00.576	8.202	+3.844
0.5	int	4:08.808	8.232	+4.173
0.0	FINISH	4:17.178	11.828	+4.650

Fastest 2 teams will race for gold, and 3rd and 4th teams will race for bronze.





Men's B 4km Pursuit Qualification

18.03.2016 - Session 1

WORLD RECORD: 4:11:213 - FORMSTON M/CURRAN M (AUS) - Aguascalientes (MEX) 10.04.2014

Audit Trail for 19/ITALY

Laps To Go	Stage	Time	Section	Diff +/-
15.5	int	15.483	15.483	+2.135
15.0	lap 1	24.355	8.872	+3.102
14.5	int	32.503	8.148	+3.690
14.0	lap 2	40.301	7.798	+3.984
13.5	int	48.008	7.707	+4.210
13.0	lap 3	55.731	7.723	+4.394
12.5	int	1:03.536	7.805	+4.623
12.0	lap 4	1:11.416	7.880	+4.891
11.5	int	1:19.403	7.987	+5.268
11.0	lap 5	1:27.471	8.068	+5.674
10.5	int	1:35.537	8.066	+6.041
10.0	lap 6	1:43.619	8.082	+6.492
9.5	int	1:51.645	8.026	+6.882
9.0	lap 7	1:59.673	8.028	+7.266
8.5	int	2:07.663	7.990	+7.568
8.0	lap 8	2:15.677	8.014	+7.894
7.5	int	2:23.647	7.970	+8.160
7.0	lap 9	2:31.646	7.999	+8.460
6.5	int	2:39.624	7.978	+8.714
6.0	lap 10	2:47.590	7.966	+8.903
5.5	int	2:55.546	7.956	+9.044
5.0	lap 11	3:03.601	8.055	+9.324
4.5	int	3:11.620	8.019	+9.581

Laps To Go	Stage	Time	Section	Diff +/-
4.0	lap 12	3:19.729	8.109	+9.940
3.5	int	3:27.897	8.168	+10.336
3.0	lap 13	3:36.035	8.138	+10.647
2.5	int	3:44.175	8.140	+10.993
2.0	lap 14	3:52.374	8.199	+11.346
1.5	int	4:00.576	8.202	+11.719
1.0	lap 15	4:08.808	8.232	+12.076
0.5	int	4:17.032	8.224	+12.397
0.0	FINISH	4:25.285	8.253	+12.757

Fastest 2 teams will race for gold, and 3rd and 4th teams will race for bronze.





Men's B 4km Pursuit Qualification

18.03.2016 - Session 1

WORLD RECORD: 4:11:213 - FORMSTON M/CURRAN M (AUS) - Aguascalientes (MEX) 10.04.2014

Audit Trail for 9/SPAIN

Laps To Go	Stage	Time	Section	Diff +/-
15.5	int	14.544	14.544	+1.196
15.0	lap 1	23.095	8.551	+1.842
14.5	int	31.205	8.110	+2.392
14.0	lap 2	39.112	7.907	+2.795
13.5	int	46.860	7.748	+3.062
13.0	lap 3	54.595	7.735	+3.258
12.5	int	1:02.344	7.749	+3.431
12.0	lap 4	1:10.174	7.830	+3.649
11.5	int	1:18.014	7.840	+3.879
11.0	lap 5	1:25.913	7.899	+4.116
10.5	int	1:33.858	7.945	+4.362
10.0	lap 6	1:41.825	7.967	+4.698
9.5	int	1:49.835	8.010	+5.072
9.0	lap 7	1:57.876	8.041	+5.469
8.5	int	2:05.865	7.989	+5.770
8.0	lap 8	2:13.825	7.960	+6.042
7.5	int	2:21.787	7.962	+6.300
7.0	lap 9	2:29.791	8.004	+6.605
6.5	int	2:37.818	8.027	+6.908
6.0	lap 10	2:45.897	8.079	+7.210
5.5	int	2:54.039	8.142	+7.537
5.0	lap 11	3:02.206	8.167	+7.929
4.5	int	3:10.380	8.174	+8.341

Laps To Go	Stage	Time	Section	Diff +/-
4.0	lap 12	3:18.592	8.212	+8.803
3.5	int	3:26.796	8.204	+9.235
3.0	lap 13	3:34.947	8.151	+9.559
2.5	int	3:43.143	8.196	+9.961
2.0	lap 14	3:51.337	8.194	+10.309
1.5	int	3:59.554	8.217	+10.697
1.0	lap 15	4:07.836	8.282	+11.104
0.5	int	4:16.126	8.290	+11.491
0.0	FINISH	4:24.445	8.319	+11.917

Fastest 2 teams will race for gold, and 3rd and 4th teams will race for bronze.





Men's B 4km Pursuit Qualification

18.03.2016 - Session 1

WORLD RECORD: 4:11:213 - FORMSTON M/CURRAN M (AUS) - Aguascalientes (MEX) 10.04.2014

Audit Trail for 12/GREAT BRITAIN

Laps To Go	Stage	Time	Section	Diff +/-
15.5	int	14.287	14.287	+0.939
15.0	lap 1	22.824	8.537	+1.571
14.5	int	30.661	7.837	+1.848
14.0	lap 2	38.319	7.658	+2.002
13.5	int	45.904	7.585	+2.106
13.0	lap 3	53.534	7.630	+2.197
12.5	int	1:01.176	7.642	+2.263
12.0	lap 4	1:08.837	7.661	+2.312
11.5	int	1:16.517	7.680	+2.382
11.0	lap 5	1:24.273	7.756	+2.476
10.5	int	1:32.079	7.806	+2.583
10.0	lap 6	1:39.922	7.843	+2.795
9.5	int	1:47.788	7.866	+3.025
9.0	lap 7	1:55.642	7.854	+3.235
8.5	int	2:03.491	7.849	+3.396
8.0	lap 8	2:11.332	7.841	+3.549
7.5	int	2:19.150	7.818	+3.663
7.0	lap 9	2:26.974	7.824	+3.788
6.5	int	2:34.793	7.819	+3.883
6.0	lap 10	2:42.634	7.841	+3.947
5.5	int	2:50.441	7.807	+3.939
5.0	lap 11	2:58.271	7.830	+3.994
4.5	int	3:06.051	7.780	+4.012

Laps To Go	Stage	Time	Section	Diff +/-
4.0	lap 12	3:13.915	7.864	+4.126
3.5	int	3:21.757	7.842	+4.196
3.0	lap 13	3:29.594	7.837	+4.206
2.5	int	3:37.423	7.829	+4.241
2.0	lap 14	3:45.270	7.847	+4.242
1.5	int	3:53.062	7.792	+4.205
1.0	lap 15	4:00.890	7.828	+4.158
0.5	int	4:08.728	7.838	+4.093
0.0	FINISH	4:16.555	7.827	+4.027

Fastest 2 teams will race for gold, and 3rd and 4th teams will race for bronze.



Men's B 4km Pursuit Qualification

18.03.2016 - Session 1

WORLD RECORD: 4:11:213 - FORMSTON M/CURRAN M (AUS) - Aguascalientes (MEX) 10.04.2014

Audit Trail for 25/NETHERLANDS

Laps To Go	Stage	Time	Section	Diff +/-
15.5	int	13.844	13.844	+0.496
15.0	lap 1	21.999	8.155	+0.746
14.5	int	29.649	7.650	+0.836
14.0	lap 2	37.192	7.543	+0.875
13.5	int	44.687	7.495	+0.889
13.0	lap 3	52.214	7.527	+0.877
12.5	int	59.772	7.558	+0.859
12.0	lap 4	1:07.384	7.612	+0.859
11.5	int	1:15.051	7.667	+0.916
11.0	lap 5	1:22.741	7.690	+0.944
10.5	int	1:30.484	7.743	+0.988
10.0	lap 6	1:38.261	7.777	+1.134
9.5	int	1:46.071	7.810	+1.308
9.0	lap 7	1:53.926	7.855	+1.519
8.5	int	2:01.799	7.873	+1.704
8.0	lap 8	2:09.680	7.881	+1.897
7.5	int	2:17.581	7.901	+2.094
7.0	lap 9	2:25.500	7.919	+2.314
6.5	int	2:33.437	7.937	+2.527
6.0	lap 10	2:41.371	7.934	+2.684
5.5	int	2:49.314	7.943	+2.812
5.0	lap 11	2:57.253	7.939	+2.976
4.5	int	3:05.234	7.981	+3.195

Laps To Go	Stage	Time	Section	Diff +/-
4.0	lap 12	3:13.236	8.002	+3.447
3.5	int	3:21.234	7.998	+3.673
3.0	lap 13	3:29.245	8.011	+3.857
2.5	int	3:37.239	7.994	+4.057
2.0	lap 14	3:45.201	7.962	+4.173
1.5	int	3:53.231	8.030	+4.374
1.0	lap 15	4:01.256	8.025	+4.524
0.5	int	4:09.301	8.045	+4.666
0.0	FINISH	4:17.331	8.030	+4.803

Fastest 2 teams will race for gold, and 3rd and 4th teams will race for bronze.





Men's B 4km Pursuit Qualification

18.03.2016 - Session 1

WORLD RECORD: 4:11:213 - FORMSTON M/CURRAN M (AUS) - Aguascalientes (MEX) 10.04.2014

Audit Trail for 26/POLAND

Laps To Go	Stage	Time	Section	Diff +/-
15.5	int	14.140	14.140	+0.792
15.0	lap 1	22.336	8.196	+1.083
14.5	int	30.005	7.669	+1.192
14.0	lap 2	37.540	7.535	+1.223
13.5	int	45.087	7.547	+1.289
13.0	lap 3	52.693	7.606	+1.356
12.5	int	1:00.378	7.685	+1.465
12.0	lap 4	1:08.068	7.690	+1.543
11.5	int	1:15.808	7.740	+1.673
11.0	lap 5	1:23.619	7.811	+1.822
10.5	int	1:31.443	7.824	+1.947
10.0	lap 6	1:39.243	7.800	+2.116
9.5	int	1:47.065	7.822	+2.302
9.0	lap 7	1:54.870	7.805	+2.463
8.5	int	2:02.729	7.859	+2.634
8.0	lap 8	2:10.573	7.844	+2.790
7.5	int	2:18.450	7.877	+2.963
7.0	lap 9	2:26.324	7.874	+3.138
6.5	int	2:34.257	7.933	+3.347
6.0	lap 10	2:42.194	7.937	+3.507
5.5	int	2:50.190	7.996	+3.688
5.0	lap 11	2:58.166	7.976	+3.889
4.5	int	3:06.113	7.947	+4.074

Laps To Go	Stage	Time	Section	Diff +/-
4.0	lap 12	3:14.093	7.980	+4.304
3.5	int	3:22.161	8.068	+4.600
3.0	lap 13	3:30.288	8.127	+4.900
2.5	int	3:38.461	8.173	+5.279
2.0	lap 14	3:46.660	8.199	+5.632
1.5	int	3:54.904	8.244	+6.047
1.0	lap 15	4:03.202	8.298	+6.470
0.5	int	4:11.467	8.265	+6.832
0.0	FINISH	4:19.775	8.308	+7.247

Fastest 2 teams will race for gold, and 3rd and 4th teams will race for bronze.





Men's B 4km Pursuit Qualification

18.03.2016 - Session 1

WORLD RECORD: 4:11:213 - FORMSTON M/CURRAN M (AUS) - Aguascalientes (MEX) 10.04.2014

Audit Trail for 8/SPAIN

Laps To Go	Stage	Time	Section	Diff +/-
15.5	int	14.141	14.141	+0.793
15.0	lap 1	22.548	8.407	+1.295
14.5	int	30.467	7.919	+1.654
14.0	lap 2	38.210	7.743	+1.893
13.5	int	45.844	7.634	+2.046
13.0	lap 3	53.447	7.603	+2.110
12.5	int	1:01.013	7.566	+2.100
12.0	lap 4	1:08.590	7.577	+2.065
11.5	int	1:16.158	7.568	+2.023
11.0	lap 5	1:23.723	7.565	+1.926
10.5	int	1:31.301	7.578	+1.805
10.0	lap 6	1:38.885	7.584	+1.758
9.5	int	1:46.489	7.604	+1.726
9.0	lap 7	1:54.103	7.614	+1.696
8.5	int	2:01.703	7.600	+1.608
8.0	lap 8	2:09.330	7.627	+1.547
7.5	int	2:16.981	7.651	+1.494
7.0	lap 9	2:24.632	7.651	+1.446
6.5	int	2:32.290	7.658	+1.380
6.0	lap 10	2:39.935	7.645	+1.248
5.5	int	2:47.590	7.655	+1.088
5.0	lap 11	2:55.258	7.668	+0.981
4.5	int	3:02.958	7.700	+0.919

Laps To Go	Stage	Time	Section	Diff +/-
4.0	lap 12	3:10.658	7.700	+0.869
3.5	int	3:18.382	7.724	+0.821
3.0	lap 13	3:26.065	7.683	+0.677
2.5	int	3:33.779	7.714	+0.597
2.0	lap 14	3:41.509	7.730	+0.481
1.5	int	3:49.235	7.726	+0.378
1.0	lap 15	3:56.978	7.743	+0.246
0.5	int	4:04.724	7.746	+0.089
0.0	FINISH	4:12.528	7.804	+0.000

Fastest 2 teams will race for gold, and 3rd and 4th teams will race for bronze.





Men's B 4km Pursuit Qualification

18.03.2016 - Session 1

WORLD RECORD: 4:11:213 - FORMSTON M/CURRAN M (AUS) - Aguascalientes (MEX) 10.04.2014

Audit Trail for 2/AUSTRALIA

Laps To Go	Stage	Time	Section	Diff +/-
15.5	int	14.076	14.076	+0.728
15.0	lap 1	22.364	8.288	+1.111
14.5	int	30.028	7.664	+1.215
14.0	lap 2	37.476	7.448	+1.159
13.5	int	44.926	7.450	+1.128
13.0	lap 3	52.391	7.465	+1.054
12.5	int	59.886	7.495	+0.973
12.0	lap 4	1:07.450	7.564	+0.925
11.5	int	1:15.117	7.667	+0.982
11.0	lap 5	1:22.838	7.721	+1.041
10.5	int	1:30.574	7.736	+1.078
10.0	lap 6	1:38.372	7.798	+1.245
9.5	int	1:46.174	7.802	+1.411
9.0	lap 7	1:54.006	7.832	+1.599
8.5	int	2:01.825	7.819	+1.730
8.0	lap 8	2:09.664	7.839	+1.881
7.5	int	2:17.478	7.814	+1.991
7.0	lap 9	2:25.331	7.853	+2.145
6.5	int	2:33.144	7.813	+2.234
6.0	lap 10	2:40.949	7.805	+2.262
5.5	int	2:48.775	7.826	+2.273
5.0	lap 11	2:56.619	7.844	+2.342
4.5	int	3:04.483	7.864	+2.444

Laps To Go	Stage	Time	Section	Diff +/-
4.0	lap 12	3:12.460	7.977	+2.671
3.5	int	3:20.406	7.946	+2.845
3.0	lap 13	3:28.418	8.012	+3.030
2.5	int	3:36.488	8.070	+3.306
2.0	lap 14	3:44.561	8.073	+3.533
1.5	int	3:52.640	8.079	+3.783
1.0	lap 15	4:00.799	8.159	+4.067
0.5	int	4:08.941	8.142	+4.306
0.0	FINISH	4:17.222	8.281	+4.694

Fastest 2 teams will race for gold, and 3rd and 4th teams will race for bronze.



Men's B 4km Pursuit Qualification

18.03.2016 - Session 1

WORLD RECORD: 4:11:213 - FORMSTON M/CURRAN M (AUS) - Aguascalientes (MEX) 10.04.2014

Audit Trail for 24/NETHERLANDS

Laps To Go	Stage	Time	Section	Diff +/-
15.5	int	13.348	13.348	+0.000
15.0	lap 1	21.253	7.905	+0.000
14.5	int	28.813	7.560	+0.000
14.0	lap 2	36.317	7.504	+0.000
13.5	int	43.798	7.481	+0.000
13.0	lap 3	51.337	7.539	+0.000
12.5	int	58.913	7.576	+0.000
12.0	lap 4	1:06.525	7.612	+0.000
11.5	int	1:14.135	7.610	+0.000
11.0	lap 5	1:21.797	7.662	+0.000
10.5	int	1:29.496	7.699	+0.000
10.0	lap 6	1:37.263	7.767	+0.136
9.5	int	1:45.037	7.774	+0.274
9.0	lap 7	1:52.837	7.800	+0.430
8.5	int	2:00.680	7.843	+0.585
8.0	lap 8	2:08.531	7.851	+0.748
7.5	int	2:16.445	7.914	+0.958
7.0	lap 9	2:24.422	7.977	+1.236
6.5	int	2:32.430	8.008	+1.520
6.0	lap 10	2:40.441	8.011	+1.754
5.5	int	2:48.433	7.992	+1.931
5.0	lap 11	2:56.407	7.974	+2.130
4.5	int	3:04.387	7.980	+2.348

Laps To Go	Stage	Time	Section	Diff +/-
4.0	lap 12	3:12.377	7.990	+2.588
3.5	int	3:20.384	8.007	+2.823
3.0	lap 13	3:28.410	8.026	+3.022
2.5	int	3:36.486	8.076	+3.304
2.0	lap 14	3:44.614	8.128	+3.586
1.5	int	3:52.861	8.247	+4.004
1.0	lap 15	4:01.200	8.339	+4.468
0.5	int	4:09.530	8.330	+4.895
0.0	FINISH	4:17.875	8.345	+5.347

Fastest 2 teams will race for gold, and 3rd and 4th teams will race for bronze.





Men's B 4km Pursuit Qualification

18.03.2016 - Session 1

WORLD RECORD: 4:11:213 - FORMSTON M/CURRAN M (AUS) - Aguascalientes (MEX) 10.04.2014

Audit Trail for 4/AUSTRALIA

Laps To Go	Stage	Time	Section	Diff +/-
15.5	int	13.688	13.688	+0.340
15.0	lap 1	21.823	8.135	+0.570
14.5	int	29.402	7.579	+0.589
14.0	lap 2	36.804	7.402	+0.487
13.5	int	44.195	7.391	+0.397
13.0	lap 3	51.616	7.421	+0.279
12.5	int	59.116	7.500	+0.203
12.0	lap 4	1:06.651	7.535	+0.126
11.5	int	1:14.258	7.607	+0.123
11.0	lap 5	1:21.856	7.598	+0.059
10.5	int	1:29.505	7.649	+0.009
10.0	lap 6	1:37.127	7.622	+0.000
9.5	int	1:44.763	7.636	+0.000
9.0	lap 7	1:52.407	7.644	+0.000
8.5	int	2:00.095	7.688	+0.000
8.0	lap 8	2:07.783	7.688	+0.000
7.5	int	2:15.487	7.704	+0.000
7.0	lap 9	2:23.186	7.699	+0.000
6.5	int	2:30.910	7.724	+0.000
6.0	lap 10	2:38.687	7.777	+0.000
5.5	int	2:46.502	7.815	+0.000
5.0	lap 11	2:54.277	7.775	+0.000
4.5	int	3:02.039	7.762	+0.000

Laps To Go	Stage	Time	Section	Diff +/-
4.0	lap 12	3:09.789	7.750	+0.000
3.5	int	3:17.561	7.772	+0.000
3.0	lap 13	3:25.388	7.827	+0.000
2.5	int	3:33.182	7.794	+0.000
2.0	lap 14	3:41.028	7.846	+0.000
1.5	int	3:48.857	7.829	+0.000
1.0	lap 15	3:56.732	7.875	+0.000
0.5	int	4:04.635	7.903	+0.000
0.0	FINISH	4:12.568	7.933	+0.040

Fastest 2 teams will race for gold, and 3rd and 4th teams will race for bronze.



Men's B 4km Pursuit Qualification


18.03.2016 - Session 1

WORLD RECORD: 4:11:213 - FORMSTON M/CURRAN M (AUS) - Aguascalientes (MEX) 10.04.2014

Audit Trail for
4/AUSTRALIA

Approved by 
the College of Commissaires

Fastest 2 teams will race for gold, and 3rd and 4th teams will race for bronze.



Women's C1 500m Time Trial Final

18.03.2016 - Session 1

WORLD RECORD: 45.449 - PARIS, Jayme (AUS) - LONDON (GBR) - 01.09.2012

Audit Trail for 180 LI, Jieli

Laps To Go	Stage	Time	Section	Diff +/-
1.5	int	15.159	15.159	+0.000
1.0	lap 1	25.012	9.853	+0.000
0.5	int	34.634	9.622	+0.000
0.0	FINISH	44.439	9.805	+0.000

Approved by
the College of Commissaires

NEW WORLD RECORD : LI, Jieli (CHN) 44.439





Men's C2 1km Time Trial Final

18.03.2016 - Session 2

WORLD RECORD: 1:13.235 - XIE Hao (CHN) - Aguascalientes (MEX) 12.04.2014

Audit Trail for 66 ALEM, Mumuni

Laps To Go	Stage	Time	Section	Diff +/-
3.5	int	17.366	17.366	+4.783
3.0	lap 1	27.860	10.494	+6.855
2.5	int	37.729	9.869	+8.469
2.0	lap 2	47.831	10.102	+10.146
1.5	int	58.339	10.508	+11.794
1.0	lap 3	1:09.396	11.057	+13.418
0.5	int	1:20.754	11.358	+16.118
0.0	FINISH	1:32.496	11.742	+19.217





Men's C2 1km Time Trial Final


18.03.2016 - Session 2

WORLD RECORD: 1:13.235 - XIE Hao (CHN) - Aguascalientes (MEX) 12.04.2014

Audit Trail for 70 MOESCU, Eduard Mihaita

Laps To Go	Stage	Time	Section	Diff +/-
3.5	int	18.114	18.114	+5.531
3.0	lap 1	28.751	10.637	+7.746
2.5	int	38.566	9.815	+9.306
2.0	lap 2	48.406	9.840	+10.721
1.5	int	58.350	9.944	+11.805
1.0	lap 3	1:08.690	10.340	+12.712
0.5	int	1:19.321	10.631	+14.685
0.0	FINISH	1:30.273	10.952	+16.994





Men's C2 1km Time Trial Final


18.03.2016 - Session 2

WORLD RECORD: 1:13.235 - XIE Hao (CHN) - Aguascalientes (MEX) 12.04.2014

Audit Trail for 56 CHERNOVE, Tristen

Laps To Go	Stage	Time	Section	Diff +/-
3.5	int	15.160	15.160	+2.577
3.0	lap 1	23.953	8.793	+2.948
2.5	int	32.086	8.133	+2.826
2.0	lap 2	40.040	7.954	+2.355
1.5	int	48.040	8.000	+1.495
1.0	lap 3	56.275	8.235	+0.297
0.5	int	1:04.636	8.361	+0.000
0.0	FINISH	1:13.279	8.643	+0.000





Men's C2 1km Time Trial Final

18.03.2016 - Session 2

WORLD RECORD: 1:13.235 - XIE Hao (CHN) - Aguascalientes (MEX) 12.04.2014

Audit Trail for 61 BENDA, Matej

Laps To Go	Stage	Time	Section	Diff +/-
3.5	int	15.948	15.948	+3.365
3.0	lap 1	26.189	10.241	+5.184
2.5	int	35.404	9.215	+6.144
2.0	lap 2	44.463	9.059	+6.778
1.5	int	53.591	9.128	+7.046
1.0	lap 3	1:02.852	9.261	+6.874
0.5	int	1:12.240	9.388	+7.604
0.0	FINISH	1:21.942	9.702	+8.663





Men's C2 1km Time Trial Final

18.03.2016 - Session 2

WORLD RECORD: 1:13.235 - XIE Hao (CHN) - Aguascalientes (MEX) 12.04.2014

Audit Trail for 69 KAWAMOTO, Shota

Laps To Go	Stage	Time	Section	Diff +/-
3.5	int	16.892	16.892	+4.309
3.0	lap 1	26.402	9.510	+5.397
2.5	int	35.162	8.760	+5.902
2.0	lap 2	43.840	8.678	+6.155
1.5	int	52.556	8.716	+6.011
1.0	lap 3	1:01.426	8.870	+5.448
0.5	int	1:10.451	9.025	+5.815
0.0	FINISH	1:19.576	9.125	+6.297





Men's C2 1km Time Trial Final

18.03.2016 - Session 2

WORLD RECORD: 1:13.235 - XIE Hao (CHN) - Aguascalientes (MEX) 12.04.2014

Audit Trail for 55 MATTHYS, Arnout

Laps To Go	Stage	Time	Section	Diff +/-
3.5	int	18.435	18.435	+5.852
3.0	lap 1	28.911	10.476	+7.906
2.5	int	38.423	9.512	+9.163
2.0	lap 2	47.766	9.343	+10.081
1.5	int	57.103	9.337	+10.558
1.0	lap 3	1:06.584	9.481	+10.606
0.5	int	1:16.119	9.535	+11.483
0.0	FINISH	1:25.845	9.726	+12.566





Men's C2 1km Time Trial Final

18.03.2016 - Session 2

WORLD RECORD: 1:13.235 - XIE Hao (CHN) - Aguascalientes (MEX) 12.04.2014

Audit Trail for 64 LACROIX, Francois

Laps To Go	Stage	Time	Section	Diff +/-
3.5	int	15.131	15.131	+2.548
3.0	lap 1	24.278	9.147	+3.273
2.5	int	33.005	8.727	+3.745
2.0	lap 2	41.763	8.758	+4.078
1.5	int	50.676	8.913	+4.131
1.0	lap 3	59.813	9.137	+3.835
0.5	int	1:09.185	9.372	+4.549
0.0	FINISH	1:18.895	9.710	+5.616





Men's C2 1km Time Trial Final

18.03.2016 - Session 2

WORLD RECORD: 1:13.235 - XIE Hao (CHN) - Aguascalientes (MEX) 12.04.2014

Audit Trail for 71 OLAH, Attila

Laps To Go	Stage	Time	Section	Diff +/-
3.5	int	16.609	16.609	+4.026
3.0	lap 1	26.667	10.058	+5.662
2.5	int	36.119	9.452	+6.859
2.0	lap 2	45.673	9.554	+7.988
1.5	int	55.417	9.744	+8.872
1.0	lap 3	1:05.419	10.002	+9.441
0.5	int	1:15.623	10.204	+10.987
0.0	FINISH	1:26.040	10.417	+12.761



Men's C2 1km Time Trial Final


18.03.2016 - Session 2

WORLD RECORD: 1:13.235 - XIE Hao (CHN) - Aguascalientes (MEX) 12.04.2014

Audit Trail for 60 ROMERO, Cristian

Laps To Go	Stage	Time	Section	Diff +/-
3.5	int	15.209	15.209	+2.626
3.0	lap 1	24.293	9.084	+3.288
2.5	int	32.888	8.595	+3.628
2.0	lap 2	41.503	8.615	+3.818
1.5	int	50.230	8.727	+3.685
1.0	lap 3	59.210	8.980	+3.232
0.5	int	1:08.320	9.110	+3.684
0.0	FINISH	1:17.619	9.299	+4.340





Men's C2 1km Time Trial Final


18.03.2016 - Session 2

WORLD RECORD: 1:13.235 - XIE Hao (CHN) - Aguascalientes (MEX) 12.04.2014

Audit Trail for 63 ECKHARD TIO, Maurice

Laps To Go	Stage	Time	Section	Diff +/-
3.5	int	15.732	15.732	+3.149
3.0	lap 1	25.863	10.131	+4.858
2.5	int	35.476	9.613	+6.216
2.0	lap 2	44.957	9.481	+7.272
1.5	int	54.342	9.385	+7.797
1.0	lap 3	1:03.840	9.498	+7.862
0.5	int	1:13.418	9.578	+8.782
0.0	FINISH	1:23.062	9.644	+9.783





Men's C2 1km Time Trial Final

18.03.2016 - Session 2

WORLD RECORD: 1:13.235 - XIE Hao (CHN) - Aguascalientes (MEX) 12.04.2014

Audit Trail for 73 BOLLIGER, Roger

Laps To Go	Stage	Time	Section	Diff +/-
3.5	int	16.731	16.731	+4.148
3.0	lap 1	26.789	10.058	+5.784
2.5	int	35.997	9.208	+6.737
2.0	lap 2	44.933	8.936	+7.248
1.5	int	53.838	8.905	+7.293
1.0	lap 3	1:02.907	9.069	+6.929
0.5	int	1:12.113	9.206	+7.477
0.0	FINISH	1:21.590	9.477	+8.311





Men's C2 1km Time Trial Final

18.03.2016 - Session 2

WORLD RECORD: 1:13.235 - XIE Hao (CHN) - Aguascalientes (MEX) 12.04.2014

Audit Trail for 65 ROLFE, Louis

Laps To Go	Stage	Time	Section	Diff +/-
3.5	int	14.245	14.245	+1.662
3.0	lap 1	23.398	9.153	+2.393
2.5	int	32.445	9.047	+3.185
2.0	lap 2	41.281	8.836	+3.596
1.5	int	49.813	8.532	+3.268
1.0	lap 3	58.459	8.646	+2.481
0.5	int	1:07.129	8.670	+2.493
0.0	FINISH	1:15.925	8.796	+2.646





Men's C2 1km Time Trial Final


18.03.2016 - Session 2

WORLD RECORD: 1:13.235 - XIE Hao (CHN) - Aguascalientes (MEX) 12.04.2014

Audit Trail for 74 KEITH, Aaron

Laps To Go	Stage	Time	Section	Diff +/-
3.5	int	14.388	14.388	+1.805
3.0	lap 1	23.661	9.273	+2.656
2.5	int	32.515	8.854	+3.255
2.0	lap 2	41.373	8.858	+3.688
1.5	int	50.272	8.899	+3.727
1.0	lap 3	59.401	9.129	+3.423
0.5	int	1:08.664	9.263	+4.028
0.0	FINISH	1:18.041	9.377	+4.762





Men's C2 1km Time Trial Final

18.03.2016 - Session 2

WORLD RECORD: 1:13.235 - XIE Hao (CHN) - Aguascalientes (MEX) 12.04.2014

Audit Trail for 72 GILMUTDINOV, Arslan

Laps To Go	Stage	Time	Section	Diff +/-
3.5	int	14.789	14.789	+2.206
3.0	lap 1	23.880	9.091	+2.875
2.5	int	32.353	8.473	+3.093
2.0	lap 2	40.758	8.405	+3.073
1.5	int	49.280	8.522	+2.735
1.0	lap 3	58.061	8.781	+2.083
0.5	int	1:06.974	8.913	+2.338
0.0	FINISH	1:16.070	9.096	+2.791





Men's C2 1km Time Trial Final


18.03.2016 - Session 2

WORLD RECORD: 1:13.235 - XIE Hao (CHN) - Aguascalientes (MEX) 12.04.2014

Audit Trail for **59 GALVIS BECERRA, Alvaro**

Laps To Go	Stage	Time	Section	Diff +/-
3.5	int	16.552	16.552	+3.969
3.0	lap 1	26.391	9.839	+5.386
2.5	int	35.431	9.040	+6.171
2.0	lap 2	44.160	8.729	+6.475
1.5	int	52.715	8.555	+6.170
1.0	lap 3	1:01.278	8.563	+5.300
0.5	int	1:09.860	8.582	+5.224
0.0	FINISH	1:18.589	8.729	+5.310





Men's C2 1km Time Trial Final


18.03.2016 - Session 2

WORLD RECORD: 1:13.235 - XIE Hao (CHN) - Aguascalientes (MEX) 12.04.2014

Audit Trail for **62 KOBLASA, Ivo**

Laps To Go	Stage	Time	Section	Diff +/-
3.5	int	14.077	14.077	+1.494
3.0	lap 1	22.879	8.802	+1.874
2.5	int	31.237	8.358	+1.977
2.0	lap 2	39.770	8.533	+2.085
1.5	int	48.517	8.747	+1.972
1.0	lap 3	57.589	9.072	+1.611
0.5	int	1:06.894	9.305	+2.258
0.0	FINISH	1:16.358	9.464	+3.079





Men's C2 1km Time Trial Final

18.03.2016 - Session 2

WORLD RECORD: 1:13.235 - XIE Hao (CHN) - Aguascalientes (MEX) 12.04.2014

Audit Trail for 57 LIANG, Guihua

Laps To Go	Stage	Time	Section	Diff +/-
3.5	int	16.149	16.149	+3.566
3.0	lap 1	25.396	9.247	+4.391
2.5	int	33.960	8.564	+4.700
2.0	lap 2	42.331	8.371	+4.646
1.5	int	50.663	8.332	+4.118
1.0	lap 3	59.157	8.494	+3.179
0.5	int	1:07.777	8.620	+3.141
0.0	FINISH	1:16.515	8.738	+3.236



Men's C2 1km Time Trial Final

18.03.2016 - Session 2

WORLD RECORD: 1:13.235 - XIE Hao (CHN) - Aguascalientes (MEX) 12.04.2014

Audit Trail for 58 XIE, Hao

Laps To Go	Stage	Time	Section	Diff +/-
3.5	int	12.583	12.583	+0.000
3.0	lap 1	21.005	8.422	+0.000
2.5	int	29.260	8.255	+0.000
2.0	lap 2	37.685	8.425	+0.000
1.5	int	46.545	8.860	+0.000
1.0	lap 3	55.978	9.433	+0.000
0.5	int	1:05.653	9.675	+1.017
0.0	FINISH	1:15.311	9.658	+2.032

Approved by
the College of Commissaires



Men's C3 1km Time Trial Final

18.03.2016 - Session 2

WORLD RECORD: 1:06:131 - OBYDENNOV Alexey (RUS) Aguascalientes (MEX) 12.04.2014

Audit Trail for

88 EBRAHIMPOORKAZEROONI, Modammad

Laps To Go	Stage	Time	Section	Diff +/-
3.5	int	14.809	14.809	+1.795
3.0	lap 1	23.808	8.999	+2.570
2.5	int	32.319	8.511	+3.377
2.0	lap 2	41.081	8.762	+4.315
1.5	int	50.171	9.090	+5.269
1.0	lap 3	59.726	9.555	+6.593
0.5	int	1:09.679	9.953	+8.393
0.0	FINISH	1:19.838	10.159	+10.304






Men's C3 1km Time Trial Final

18.03.2016 - Session 2

WORLD RECORD: 1:06:131 - OBYDENNOV Alexey (RUS) Aguascalientes (MEX) 12.04.2014

Audit Trail for 84 SANCHEZ, Carmelo

Laps To Go	Stage	Time	Section	Diff +/-
3.5	int	14.102	14.102	+1.088
3.0	lap 1	22.685	8.583	+1.447
2.5	int	31.041	8.356	+2.099
2.0	lap 2	39.380	8.339	+2.614
1.5	int	47.866	8.486	+2.964
1.0	lap 3	56.640	8.774	+3.507
0.5	int	1:05.691	9.051	+4.405
0.0	FINISH	1:15.120	9.429	+5.586



Men's C3 1km Time Trial Final

18.03.2016 - Session 2

WORLD RECORD: 1:06:131 - OBYDENNOV Alexey (RUS) Aguascalientes (MEX) 12.04.2014

Audit Trail for 99 KIMBALL, Jason

Laps To Go	Stage	Time	Section	Diff +/-
3.5	int	13.274	13.274	+0.260
3.0	lap 1	21.238	7.964	+0.000
2.5	int	28.942	7.704	+0.000
2.0	lap 2	36.766	7.824	+0.000
1.5	int	44.951	8.185	+0.049
1.0	lap 3	53.445	8.494	+0.312
0.5	int	1:02.349	8.904	+1.063
0.0	FINISH	1:11.708	9.359	+2.174





Men's C3 1km Time Trial Final

18.03.2016 - Session 2

WORLD RECORD: 1:06:131 - OBYDENNOV Alexey (RUS) Aguascalientes (MEX) 12.04.2014

Audit Trail for 93 JIN, Yongsik

Laps To Go	Stage	Time	Section	Diff +/-
3.5	int	14.138	14.138	+1.124
3.0	lap 1	22.919	8.781	+1.681
2.5	int	31.436	8.517	+2.494
2.0	lap 2	40.075	8.639	+3.309
1.5	int	48.940	8.865	+4.038
1.0	lap 3	58.144	9.204	+5.011
0.5	int	1:07.513	9.369	+6.227
0.0	FINISH	1:17.155	9.642	+7.621





Men's C3 1km Time Trial Final

18.03.2016 - Session 2

WORLD RECORD: 1:06:131 - OBYDENNOV Alexey (RUS) Aguascalientes (MEX) 12.04.2014

Audit Trail for **87 SCHINDLER, Matthias**

Laps To Go	Stage	Time	Section	Diff +/-
3.5	int	14.895	14.895	+1.881
3.0	lap 1	23.749	8.854	+2.511
2.5	int	31.964	8.215	+3.022
2.0	lap 2	40.157	8.193	+3.391
1.5	int	48.423	8.266	+3.521
1.0	lap 3	56.970	8.547	+3.837
0.5	int	1:05.766	8.796	+4.480
0.0	FINISH	1:14.818	9.052	+5.284





Men's C3 1km Time Trial Final

18.03.2016 - Session 2

WORLD RECORD: 1:06:131 - OBYDENNOV Alexey (RUS) Aguascalientes (MEX) 12.04.2014

Audit Trail for 94 ODENDAAL, Juan

Laps To Go	Stage	Time	Section	Diff +/-
3.5	int	14.138	14.138	+1.124
3.0	lap 1	23.519	9.381	+2.281
2.5	int	32.646	9.127	+3.704
2.0	lap 2	41.771	9.125	+5.005
1.5	int	50.969	9.198	+6.067
1.0	lap 3	1:00.471	9.502	+7.338
0.5	int	1:10.070	9.599	+8.784
0.0	FINISH	1:19.780	9.710	+10.246





Men's C3 1km Time Trial Final

18.03.2016 - Session 2

WORLD RECORD: 1:06:131 - OBYDENNOV Alexey (RUS) Aguascalientes (MEX) 12.04.2014

Audit Trail for 80 NICHOLAS, David

Laps To Go	Stage	Time	Section	Diff +/-
3.5	int	13.846	13.846	+0.832
3.0	lap 1	22.069	8.223	+0.831
2.5	int	29.987	7.918	+1.045
2.0	lap 2	37.871	7.884	+1.105
1.5	int	45.810	7.939	+0.908
1.0	lap 3	53.942	8.132	+0.809
0.5	int	1:02.145	8.203	+0.859
0.0	FINISH	1:10.468	8.323	+0.934





Men's C3 1km Time Trial Final

18.03.2016 - Session 2

WORLD RECORD: 1:06:131 - OBYDENNOV Alexey (RUS) Aguascalientes (MEX) 12.04.2014

Audit Trail for 85 GRANADOS ALKORTA, Amador

Laps To Go	Stage	Time	Section	Diff +/-
3.5	int	13.838	13.838	+0.824
3.0	lap 1	22.458	8.620	+1.220
2.5	int	30.837	8.379	+1.895
2.0	lap 2	39.309	8.472	+2.543
1.5	int	47.972	8.663	+3.070
1.0	lap 3	56.889	8.917	+3.756
0.5	int	1:06.026	9.137	+4.740
0.0	FINISH	1:15.388	9.362	+5.854





Men's C3 1km Time Trial Final

18.03.2016 - Session 2

WORLD RECORD: 1:06:131 - OBYDENNOV Alexey (RUS) Aguascalientes (MEX) 12.04.2014

Audit Trail for 82 SAMETZ, Michael

Laps To Go	Stage	Time	Section	Diff +/-
3.5	int	15.229	15.229	+2.215
3.0	lap 1	24.272	9.043	+3.034
2.5	int	32.716	8.444	+3.774
2.0	lap 2	41.202	8.486	+4.436
1.5	int	49.704	8.502	+4.802
1.0	lap 3	58.386	8.682	+5.253
0.5	int	1:07.142	8.756	+5.856
0.0	FINISH	1:16.058	8.916	+6.524





Men's C3 1km Time Trial Final

18.03.2016 - Session 2

WORLD RECORD: 1:06:131 - OBYDENNOV Alexey (RUS) Aguascalientes (MEX) 12.04.2014

Audit Trail for 90 ANOBILE, Fabio

Laps To Go	Stage	Time	Section	Diff +/-
3.5	int	13.623	13.623	+0.609
3.0	lap 1	21.966	8.343	+0.728
2.5	int	29.896	7.930	+0.954
2.0	lap 2	37.839	7.943	+1.073
1.5	int	45.954	8.115	+1.052
1.0	lap 3	54.368	8.414	+1.235
0.5	int	1:03.057	8.689	+1.771
0.0	FINISH	1:12.055	8.998	+2.521





Men's C3 1km Time Trial Final


18.03.2016 - Session 2

WORLD RECORD: 1:06:131 - OBYDENNOV Alexey (RUS) Aguascalientes (MEX) 12.04.2014

Audit Trail for **96 OBYDENNOV, Alexsey**

Laps To Go	Stage	Time	Section	Diff +/-
3.5	int	14.316	14.316	+1.302
3.0	lap 1	22.504	8.188	+1.266
2.5	int	30.114	7.610	+1.172
2.0	lap 2	37.708	7.594	+0.942
1.5	int	45.361	7.653	+0.459
1.0	lap 3	53.318	7.957	+0.185
0.5	int	1:01.538	8.220	+0.252
0.0	FINISH	1:10.120	8.582	+0.586





Men's C3 1km Time Trial Final


18.03.2016 - Session 2

WORLD RECORD: 1:06:131 - OBYDENNOV Alexey (RUS) Aguascalientes (MEX) 12.04.2014

Audit Trail for 92 FUJITA, Masaki

Laps To Go	Stage	Time	Section	Diff +/-
3.5	int	13.639	13.639	+0.625
3.0	lap 1	22.185	8.546	+0.947
2.5	int	30.336	8.151	+1.394
2.0	lap 2	38.588	8.252	+1.822
1.5	int	46.872	8.284	+1.970
1.0	lap 3	55.209	8.337	+2.076
0.5	int	1:03.676	8.467	+2.390
0.0	FINISH	1:12.381	8.705	+2.847





Men's C3 1km Time Trial Final

18.03.2016 - Session 2


WORLD RECORD: 1:06:131 - OBYDENNOV Alexey (RUS) Aguascalientes (MEX) 12.04.2014

Audit Trail for

86 SANTAS ASENSIO, Eduardo

Laps To Go	Stage	Time	Section	Diff +/-
3.5	int	13.255	13.255	+0.241
3.0	lap 1	21.554	8.299	+0.316
2.5	int	29.384	7.830	+0.442
2.0	lap 2	37.185	7.801	+0.419
1.5	int	45.073	7.888	+0.171
1.0	lap 3	53.193	8.120	+0.060
0.5	int	1:01.583	8.390	+0.297
0.0	FINISH	1:10.317	8.734	+0.783





Men's C3 1km Time Trial Final

18.03.2016 - Session 2

WORLD RECORD: 1:06:131 - OBYDENNOV Alexey (RUS) Aguascalientes (MEX) 12.04.2014

Audit Trail for **89 CLIFFORD, Eoghan**

Laps To Go	Stage	Time	Section	Diff +/-
3.5	int	14.847	14.847	+1.833
3.0	lap 1	24.039	9.192	+2.801
2.5	int	32.626	8.587	+3.684
2.0	lap 2	41.105	8.479	+4.339
1.5	int	49.544	8.439	+4.642
1.0	lap 3	58.065	8.521	+4.932
0.5	int	1:06.660	8.595	+5.374
0.0	FINISH	1:15.331	8.671	+5.797





Men's C3 1km Time Trial Final

18.03.2016 - Session 2

WORLD RECORD: 1:06:131 - OBYDENNOV Alexey (RUS) Aguascalientes (MEX) 12.04.2014

Audit Trail for 95 BATUKOV, Sergey

Laps To Go	Stage	Time	Section	Diff +/-
3.5	int	13.014	13.014	+0.000
3.0	lap 1	21.238	8.224	+0.000
2.5	int	29.038	7.800	+0.096
2.0	lap 2	36.890	7.852	+0.124
1.5	int	44.902	8.012	+0.000
1.0	lap 3	53.133	8.231	+0.000
0.5	int	1:01.599	8.466	+0.313
0.0	FINISH	1:10.317	8.718	+0.783





Men's C3 1km Time Trial Final

18.03.2016 - Session 2

WORLD RECORD: 1:06:131 - OBYDENNOV Alexey (RUS) Aguascalientes (MEX) 12.04.2014

Audit Trail for 81 SCHELFHOUT, Diederick

Laps To Go	Stage	Time	Section	Diff +/-
3.5	int	14.104	14.104	+1.090
3.0	lap 1	22.301	8.197	+1.063
2.5	int	30.084	7.783	+1.142
2.0	lap 2	37.899	7.815	+1.133
1.5	int	45.865	7.966	+0.963
1.0	lap 3	54.066	8.201	+0.933
0.5	int	1:02.534	8.468	+1.248
0.0	FINISH	1:11.249	8.715	+1.715





Men's C3 1km Time Trial Final

18.03.2016 - Session 2

WORLD RECORD: 1:06:131 - OBYDENNOV Alexey (RUS) Aguascalientes (MEX) 12.04.2014

Audit Trail for 98 BERENYI, Joseph

Laps To Go	Stage	Time	Section	Diff +/-
3.5	int	14.444	14.444	+1.430
3.0	lap 1	22.761	8.317	+1.523
2.5	int	30.369	7.608	+1.427
2.0	lap 2	37.831	7.462	+1.065
1.5	int	45.446	7.615	+0.544
1.0	lap 3	53.245	7.799	+0.112
0.5	int	1:01.286	8.041	+0.000
0.0	FINISH	1:09.534	8.248	+0.000

Approved by
the College of Commissaires





Women's B 3km Pursuit Finals

18.03.2016 - Session 2

WORLD RECORD: 3.23.328 - FOY Emma (NZL)Aguascalientes 10.04.2014

Audit Trail for 159/GREAT BRITAIN 3/4

Laps To Go	Stage	Time	Section	Diff +/-
11.5	int	14.405	14.405	-0.125
11.0	lap 1	23.240	8.835	-0.229
10.5	int	31.670	8.430	-0.328
10.0	lap 2	40.017	8.347	-0.454
9.5	int	48.397	8.380	-0.543
9.0	lap 3	56.819	8.422	-0.690
8.5	int	1:05.280	8.461	-0.862
8.0	lap 4	1:13.805	8.525	-1.066
7.5	int	1:22.311	8.506	-1.331
7.0	lap 5	1:30.849	8.538	-1.601
6.5	int	1:39.436	8.587	-1.776
6.0	lap 6	1:48.036	8.600	-1.951
5.5	int	1:56.607	8.571	-2.097
5.0	lap 7	2:05.227	8.620	-2.182
4.5	int	2:13.864	8.637	-2.238
4.0	lap 8	2:22.512	8.648	-2.357
3.5	int	2:31.209	8.697	-2.423
3.0	lap 9	2:39.948	8.739	-2.455
2.5	int	2:48.685	8.737	-2.499
2.0	lap 10	2:57.458	8.773	-2.595
1.5	int	3:06.300	8.842	-2.587
1.0	lap 11	3:15.145	8.845	-2.687
0.5	int	3:23.980	8.835	-2.754

Laps To Go	Stage	Time	Section	Diff +/-
0.0	FINISH	3:32.792	8.812	-2.884





Women's B 3km Pursuit Finals

18.03.2016 - Session 2

WORLD RECORD: 3.23.328 - FOY Emma (NZL)Aguascalientes 10.04.2014

Audit Trail for 162/IRELAND 3/4

Laps To Go	Stage	Time	Section	Diff +/-
11.5	int	14.530	14.530	+0.125
11.0	lap 1	23.469	8.939	+0.229
10.5	int	31.998	8.529	+0.328
10.0	lap 2	40.471	8.473	+0.454
9.5	int	48.940	8.469	+0.543
9.0	lap 3	57.509	8.569	+0.690
8.5	int	1:06.142	8.633	+0.862
8.0	lap 4	1:14.871	8.729	+1.066
7.5	int	1:23.642	8.771	+1.331
7.0	lap 5	1:32.450	8.808	+1.601
6.5	int	1:41.212	8.762	+1.776
6.0	lap 6	1:49.987	8.775	+1.951
5.5	int	1:58.704	8.717	+2.097
5.0	lap 7	2:07.409	8.705	+2.182
4.5	int	2:16.102	8.693	+2.238
4.0	lap 8	2:24.869	8.767	+2.357
3.5	int	2:33.632	8.763	+2.423
3.0	lap 9	2:42.403	8.771	+2.455
2.5	int	2:51.184	8.781	+2.499
2.0	lap 10	3:00.053	8.869	+2.595
1.5	int	3:08.887	8.834	+2.587
1.0	lap 11	3:17.832	8.945	+2.687
0.5	int	3:26.734	8.902	+2.754

Laps To Go	Stage	Time	Section	Diff +/-
0.0	FINISH	3:35.676	8.942	+2.884





Women's B 3km Pursuit Finals

18.03.2016 - Session 2

WORLD RECORD: 3.23.328 - FOY Emma (NZL)Aguascalientes 10.04.2014

Audit Trail for 166/NEW ZEALAND Final

Laps To Go	Stage	Time	Section	Diff +/-
11.5	int	14.674	14.674	-0.209
11.0	lap 1	23.218	8.544	-0.570
10.5	int	31.454	8.236	-0.746
10.0	lap 2	39.701	8.247	-0.799
9.5	int	47.946	8.245	-0.840
9.0	lap 3	56.181	8.235	-0.918
8.5	int	1:04.443	8.262	-1.033
8.0	lap 4	1:12.758	8.315	-1.198
7.5	int	1:21.110	8.352	-1.364
7.0	lap 5	1:29.504	8.394	-1.566
6.5	int	1:37.963	8.459	-1.763
6.0	lap 6	1:46.431	8.468	-2.018
5.5	int	1:54.930	8.499	-2.319
5.0	lap 7	2:03.464	8.534	-2.645
4.5	int	2:12.047	8.583	-2.958
4.0	lap 8	2:20.631	8.584	-3.289
3.5	int	2:29.245	8.614	-3.602
3.0	lap 9	2:37.858	8.613	-3.920
2.5	int	2:46.511	8.653	-4.166
2.0	lap 10	2:55.166	8.655	-4.475
1.5	int	3:03.897	8.731	-4.674
1.0	lap 11	3:12.642	8.745	-4.845
0.5	int	3:21.396	8.754	-5.073

Laps To Go	Stage	Time	Section	Diff +/-
0.0	FINISH	3:30.148	8.752	-5.378





Women's B 3km Pursuit Finals

18.03.2016 - Session 2

WORLD RECORD: 3.23.328 - FOY Emma (NZL)Aguascalientes 10.04.2014

Audit Trail for 163/JAPAN Final

Laps To Go	Stage	Time	Section	Diff +/-
11.5	int	14.883	14.883	+0.209
11.0	lap 1	23.788	8.905	+0.570
10.5	int	32.200	8.412	+0.746
10.0	lap 2	40.500	8.300	+0.799
9.5	int	48.786	8.286	+0.840
9.0	lap 3	57.099	8.313	+0.918
8.5	int	1:05.476	8.377	+1.033
8.0	lap 4	1:13.956	8.480	+1.198
7.5	int	1:22.474	8.518	+1.364
7.0	lap 5	1:31.070	8.596	+1.566
6.5	int	1:39.726	8.656	+1.763
6.0	lap 6	1:48.449	8.723	+2.018
5.5	int	1:57.249	8.800	+2.319
5.0	lap 7	2:06.109	8.860	+2.645
4.5	int	2:15.005	8.896	+2.958
4.0	lap 8	2:23.920	8.915	+3.289
3.5	int	2:32.847	8.927	+3.602
3.0	lap 9	2:41.778	8.931	+3.920
2.5	int	2:50.677	8.899	+4.166
2.0	lap 10	2:59.641	8.964	+4.475
1.5	int	3:08.571	8.930	+4.674
1.0	lap 11	3:17.487	8.916	+4.845
0.5	int	3:26.469	8.982	+5.073

Laps To Go	Stage	Time	Section	Diff +/-
0.0	FINISH	3:35.526	9.057	+5.378



Women's B 3km Pursuit Finals

18.03.2016 - Session 2

WORLD RECORD: 3.23.328 - FOY Emma (NZL)Aguascalientes 10.04.2014

*Audit Trail for
163/JAPAN Final*

Approved by 
the College of Commissaires



Women's C4 3km Pursuit Qualification

19.03.2016 - Session 1

WORLD RECORD: 3:56.135 - POWELL Susan (AUS) - Aguascalientes (MEX) 12.04.2014

Audit Trail for 216 NARCISI, Jenny

Laps To Go	Stage	Time	Section	Diff +/-
11.5	int	16.290	16.290	+1.933
11.0	lap 1	27.011	10.721	+3.496
10.5	int	37.536	10.525	+5.052
10.0	lap 2	48.059	10.523	+6.195
9.5	int	58.707	10.648	+7.212
9.0	lap 3	1:09.462	10.755	+8.143
8.5	int	1:20.308	10.846	+9.317
8.0	lap 4	1:31.245	10.937	+10.717
7.5	int	1:42.216	10.971	+12.109
7.0	lap 5	1:53.197	10.981	+13.476
6.5	int	2:04.218	11.021	+14.890
6.0	lap 6	2:15.268	11.050	+16.205
5.5	int	2:26.273	11.005	+17.444
5.0	lap 7	2:37.367	11.094	+18.765
4.5	int	2:48.413	11.046	+20.056
4.0	lap 8	2:59.417	11.004	+21.261
3.5	int	3:10.280	10.863	+22.348
3.0	lap 9	3:21.504	11.224	+23.756
2.5	int	3:32.779	11.275	+25.194
2.0	lap 10	3:44.249	11.470	+26.867
1.5	int	3:55.644	11.395	+28.423
1.0	lap 11	4:07.126	11.482	+30.018
0.5	int	4:18.442	11.316	+31.454

Laps To Go	Stage	Time	Section	Diff +/-
0.0	FINISH	4:29.737	11.295	+32.781

Fastest 2 riders will race for gold, and 3rd and 4th riders will race for bronze.





Women's C4 3km Pursuit Qualification

19.03.2016 - Session 1

WORLD RECORD: 3:56.135 - POWELL Susan (AUS) - Aguascalientes (MEX) 12.04.2014

Audit Trail for 218 GALKINA, Elena

Laps To Go	Stage	Time	Section	Diff +/-
11.5	int	17.811	17.811	+3.454
11.0	lap 1	28.814	11.003	+5.299
10.5	int	39.331	10.517	+6.847
10.0	lap 2	49.831	10.500	+7.967
9.5	int	1:00.611	10.780	+9.116
9.0	lap 3	1:11.556	10.945	+10.237
8.5	int	1:22.853	11.297	+11.862
8.0	lap 4	1:34.453	11.600	+13.925
7.5	int	1:46.398	11.945	+16.291
7.0	lap 5	1:58.531	12.133	+18.810
6.5	int	2:10.671	12.140	+21.343
6.0	lap 6	2:22.855	12.184	+23.792
5.5	int	2:35.063	12.208	+26.234
5.0	lap 7	2:47.315	12.252	+28.713
4.5	int	2:59.417	12.102	+31.060
4.0	lap 8	3:11.516	12.099	+33.360
3.5	int	3:23.336	11.820	+35.404
3.0	lap 9	3:35.220	11.884	+37.472
2.5	int	3:47.298	12.078	+39.713
2.0	lap 10	3:59.677	12.379	+42.295
1.5	int	4:12.092	12.415	+44.871
1.0	lap 11	4:24.497	12.405	+47.389
0.5	int	4:36.705	12.208	+49.717

Laps To Go	Stage	Time	Section	Diff +/-
0.0	FINISH	4:48.841	12.136	+51.885

Fastest 2 riders will race for gold, and 3rd and 4th riders will race for bronze.





Women's C4 3km Pursuit Qualification

19.03.2016 - Session 1

WORLD RECORD: 3:56.135 - POWELL Susan (AUS) - Aguascalientes (MEX) 12.04.2014

Audit Trail for **211 MACDOUGALL, Hannah**

Laps To Go	Stage	Time	Section	Diff +/-
11.5	int	15.775	15.775	+1.418
11.0	lap 1	25.974	10.199	+2.459
10.5	int	35.618	9.644	+3.134
10.0	lap 2	45.188	9.570	+3.324
9.5	int	54.884	9.696	+3.389
9.0	lap 3	1:04.788	9.904	+3.469
8.5	int	1:14.838	10.050	+3.847
8.0	lap 4	1:25.040	10.202	+4.512
7.5	int	1:35.302	10.262	+5.195
7.0	lap 5	1:45.663	10.361	+5.942
6.5	int	1:56.096	10.433	+6.768
6.0	lap 6	2:06.577	10.481	+7.514
5.5	int	2:17.070	10.493	+8.241
5.0	lap 7	2:27.684	10.614	+9.082
4.5	int	2:38.368	10.684	+10.011
4.0	lap 8	2:49.025	10.657	+10.869
3.5	int	2:59.652	10.627	+11.720
3.0	lap 9	3:10.313	10.661	+12.565
2.5	int	3:21.009	10.696	+13.424
2.0	lap 10	3:31.675	10.666	+14.293
1.5	int	3:42.386	10.711	+15.165
1.0	lap 11	3:52.955	10.569	+15.847
0.5	int	4:04.057	11.102	+17.069

Laps To Go	Stage	Time	Section	Diff +/-
0.0	FINISH	4:14.772	10.715	+17.816

Fastest 2 riders will race for gold, and 3rd and 4th riders will race for bronze.





Women's C4 3km Pursuit Qualification

19.03.2016 - Session 1

WORLD RECORD: 3:56.135 - POWELL Susan (AUS) - Aguascalientes (MEX) 12.04.2014

Audit Trail for 215 SAUL, Elizabeth

Laps To Go	Stage	Time	Section	Diff +/-
11.5	int	16.275	16.275	+1.918
11.0	lap 1	26.513	10.238	+2.998
10.5	int	36.448	9.935	+3.964
10.0	lap 2	46.221	9.773	+4.357
9.5	int	56.088	9.867	+4.593
9.0	lap 3	1:06.121	10.033	+4.802
8.5	int	1:16.416	10.295	+5.425
8.0	lap 4	1:26.877	10.461	+6.349
7.5	int	1:37.575	10.698	+7.468
7.0	lap 5	1:48.478	10.903	+8.757
6.5	int	1:59.512	11.034	+10.184
6.0	lap 6	2:10.654	11.142	+11.591
5.5	int	2:21.868	11.214	+13.039
5.0	lap 7	2:33.070	11.202	+14.468
4.5	int	2:44.361	11.291	+16.004
4.0	lap 8	2:55.678	11.317	+17.522
3.5	int	3:06.973	11.295	+19.041
3.0	lap 9	3:18.442	11.469	+20.694
2.5	int	3:29.895	11.453	+22.310
2.0	lap 10	3:41.404	11.509	+24.022
1.5	int	3:52.955	11.551	+25.734
1.0	lap 11	4:04.512	11.557	+27.404
0.5	int	4:15.749	11.237	+28.761

Laps To Go	Stage	Time	Section	Diff +/-
0.0	FINISH	4:26.956	11.207	+30.000

Fastest 2 riders will race for gold, and 3rd and 4th riders will race for bronze.





Women's C4 3km Pursuit Qualification

19.03.2016 - Session 1

WORLD RECORD: 3:56.135 - POWELL Susan (AUS) - Aguascalientes (MEX) 12.04.2014


Audit Trail for 213 MOLNAR, Marie-Claude

Laps To Go	Stage	Time	Section	Diff +/-
11.5	int	16.065	16.065	+1.708
11.0	lap 1	26.458	10.393	+2.943
10.5	int	36.515	10.057	+4.031
10.0	lap 2	46.516	10.001	+4.652
9.5	int	56.342	9.826	+4.847
9.0	lap 3	1:06.146	9.804	+4.827
8.5	int	1:15.883	9.737	+4.892
8.0	lap 4	1:25.728	9.845	+5.200
7.5	int	1:35.639	9.911	+5.532
7.0	lap 5	1:45.773	10.134	+6.052
6.5	int	1:55.949	10.176	+6.621
6.0	lap 6	2:06.180	10.231	+7.117
5.5	int	2:16.472	10.292	+7.643
5.0	lap 7	2:26.798	10.326	+8.196
4.5	int	2:37.130	10.332	+8.773
4.0	lap 8	2:47.422	10.292	+9.266
3.5	int	2:57.698	10.276	+9.766
3.0	lap 9	3:08.106	10.408	+10.358
2.5	int	3:18.552	10.446	+10.967
2.0	lap 10	3:28.995	10.443	+11.613
1.5	int	3:39.373	10.378	+12.152
1.0	lap 11	3:49.694	10.321	+12.586
0.5	int	3:59.976	10.282	+12.988

Laps To Go	Stage	Time	Section	Diff +/-
0.0	FINISH	4:10.184	10.208	+13.228

Fastest 2 riders will race for gold, and 3rd and 4th riders will race for bronze.





Women's C4 3km Pursuit Qualification

19.03.2016 - Session 1

WORLD RECORD: 3:56.135 - POWELL Susan (AUS) - Aguascalientes (MEX) 12.04.2014

Audit Trail for 219 SEVASTYANOVA, Ksenia

Laps To Go	Stage	Time	Section	Diff +/-
11.5	int	15.755	15.755	+1.398
11.0	lap 1	26.052	10.297	+2.537
10.5	int	36.042	9.990	+3.558
10.0	lap 2	46.059	10.017	+4.195
9.5	int	56.287	10.228	+4.792
9.0	lap 3	1:06.747	10.460	+5.428
8.5	int	1:17.568	10.821	+6.577
8.0	lap 4	1:28.583	11.015	+8.055
7.5	int	1:39.824	11.241	+9.717
7.0	lap 5	1:51.265	11.441	+11.544
6.5	int	2:02.953	11.688	+13.625
6.0	lap 6	2:14.834	11.881	+15.771
5.5	int	2:26.798	11.964	+17.969
5.0	lap 7	2:38.660	11.862	+20.058
4.5	int	2:50.507	11.847	+22.150
4.0	lap 8	3:02.593	12.086	+24.437
3.5	int	3:14.735	12.142	+26.803
3.0	lap 9	3:26.997	12.262	+29.249
2.5	int	3:39.290	12.293	+31.705
2.0	lap 10	3:51.586	12.296	+34.204
1.5	int	4:04.021	12.435	+36.800
1.0	lap 11	4:16.536	12.515	+39.428
0.5	int	4:29.087	12.551	+42.099

Laps To Go	Stage	Time	Section	Diff +/-
0.0	FINISH	4:41.649	12.562	+44.693

Fastest 2 riders will race for gold, and 3rd and 4th riders will race for bronze.





Women's C4 3km Pursuit Qualification

19.03.2016 - Session 1

WORLD RECORD: 3:56.135 - POWELL Susan (AUS) - Aguascalientes (MEX) 12.04.2014

Audit Trail for 210 LISNEY, Alexandra

Laps To Go	Stage	Time	Section	Diff +/-
11.5	int	15.606	15.606	+1.249
11.0	lap 1	25.608	10.002	+2.093
10.5	int	35.279	9.671	+2.795
10.0	lap 2	44.782	9.503	+2.918
9.5	int	54.285	9.503	+2.790
9.0	lap 3	1:03.866	9.581	+2.547
8.5	int	1:13.559	9.693	+2.568
8.0	lap 4	1:23.315	9.756	+2.787
7.5	int	1:33.191	9.876	+3.084
7.0	lap 5	1:43.099	9.908	+3.378
6.5	int	1:52.997	9.898	+3.669
6.0	lap 6	2:02.929	9.932	+3.866
5.5	int	2:12.910	9.981	+4.081
5.0	lap 7	2:22.993	10.083	+4.391
4.5	int	2:33.079	10.086	+4.722
4.0	lap 8	2:43.200	10.121	+5.044
3.5	int	2:53.394	10.194	+5.462
3.0	lap 9	3:03.655	10.261	+5.907
2.5	int	3:13.947	10.292	+6.362
2.0	lap 10	3:24.350	10.403	+6.968
1.5	int	3:34.758	10.408	+7.537
1.0	lap 11	3:45.280	10.522	+8.172
0.5	int	3:55.857	10.577	+8.869

Laps To Go	Stage	Time	Section	Diff +/-
0.0	FINISH	4:06.386	10.529	+9.430

Fastest 2 riders will race for gold, and 3rd and 4th riders will race for bronze.





Women's C4 3km Pursuit Qualification

19.03.2016 - Session 1

WORLD RECORD: 3:56.135 - POWELL Susan (AUS) - Aguascalientes (MEX) 12.04.2014

Audit Trail for 214 RUAN, Jianping

Laps To Go	Stage	Time	Section	Diff +/-
11.5	int	14.626	14.626	+0.269
11.0	lap 1	24.277	9.651	+0.762
10.5	int	33.572	9.295	+1.088
10.0	lap 2	42.808	9.236	+0.944
9.5	int	52.112	9.304	+0.617
9.0	lap 3	1:01.576	9.464	+0.257
8.5	int	1:11.240	9.664	+0.249
8.0	lap 4	1:21.105	9.865	+0.577
7.5	int	1:31.176	10.071	+1.069
7.0	lap 5	1:41.538	10.362	+1.817
6.5	int	1:52.009	10.471	+2.681
6.0	lap 6	2:02.676	10.667	+3.613
5.5	int	2:13.392	10.716	+4.563
5.0	lap 7	2:24.224	10.832	+5.622
4.5	int	2:35.146	10.922	+6.789
4.0	lap 8	2:46.158	11.012	+8.002
3.5	int	2:57.203	11.045	+9.271
3.0	lap 9	3:08.299	11.096	+10.551
2.5	int	3:19.343	11.044	+11.758
2.0	lap 10	3:30.395	11.052	+13.013
1.5	int	3:41.478	11.083	+14.257
1.0	lap 11	3:52.511	11.033	+15.403
0.5	int	4:03.443	10.932	+16.455

Laps To Go	Stage	Time	Section	Diff +/-
0.0	FINISH	4:14.358	10.915	+17.402

Fastest 2 riders will race for gold, and 3rd and 4th riders will race for bronze.





Women's C4 3km Pursuit Qualification

19.03.2016 - Session 1

WORLD RECORD: 3:56.135 - POWELL Susan (AUS) - Aguascalientes (MEX) 12.04.2014

Audit Trail for 220 FISHER, Megan

Laps To Go	Stage	Time	Section	Diff +/-
11.5	int	15.328	15.328	+0.971
11.0	lap 1	25.621	10.293	+2.106
10.5	int	35.393	9.772	+2.909
10.0	lap 2	45.008	9.615	+3.144
9.5	int	54.624	9.616	+3.129
9.0	lap 3	1:04.418	9.794	+3.099
8.5	int	1:14.342	9.924	+3.351
8.0	lap 4	1:24.365	10.023	+3.837
7.5	int	1:34.467	10.102	+4.360
7.0	lap 5	1:44.648	10.181	+4.927
6.5	int	1:54.763	10.115	+5.435
6.0	lap 6	2:04.940	10.177	+5.877
5.5	int	2:15.109	10.169	+6.280
5.0	lap 7	2:25.395	10.286	+6.793
4.5	int	2:35.717	10.322	+7.360
4.0	lap 8	2:46.130	10.413	+7.974
3.5	int	2:56.456	10.326	+8.524
3.0	lap 9	3:06.769	10.313	+9.021
2.5	int	3:16.997	10.228	+9.412
2.0	lap 10	3:27.148	10.151	+9.766
1.5	int	3:37.241	10.093	+10.020
1.0	lap 11	3:47.350	10.109	+10.242
0.5	int	3:57.403	10.053	+10.415

Laps To Go	Stage	Time	Section	Diff +/-
0.0	FINISH	4:07.470	10.067	+10.514

Fastest 2 riders will race for gold, and 3rd and 4th riders will race for bronze.





Women's C4 3km Pursuit Qualification

19.03.2016 - Session 1

WORLD RECORD: 3:56.135 - POWELL Susan (AUS) - Aguascalientes (MEX) 12.04.2014

Audit Trail for 217 HORAN, Katherine

Laps To Go	Stage	Time	Section	Diff +/-
11.5	int	14.357	14.357	+0.000
11.0	lap 1	23.515	9.158	+0.000
10.5	int	32.484	8.969	+0.000
10.0	lap 2	41.864	9.380	+0.000
9.5	int	51.495	9.631	+0.000
9.0	lap 3	1:01.319	9.824	+0.000
8.5	int	1:11.197	9.878	+0.206
8.0	lap 4	1:21.160	9.963	+0.632
7.5	int	1:31.113	9.953	+1.006
7.0	lap 5	1:41.143	10.030	+1.422
6.5	int	1:51.192	10.049	+1.864
6.0	lap 6	2:01.310	10.118	+2.247
5.5	int	2:11.505	10.195	+2.676
5.0	lap 7	2:21.865	10.360	+3.263
4.5	int	2:32.298	10.433	+3.941
4.0	lap 8	2:42.864	10.566	+4.708
3.5	int	2:53.540	10.676	+5.608
3.0	lap 9	3:04.396	10.856	+6.648
2.5	int	3:15.609	11.213	+8.024
2.0	lap 10	3:27.115	11.506	+9.733
1.5	int	3:38.676	11.561	+11.455
1.0	lap 11	3:50.348	11.672	+13.240
0.5	int	4:02.059	11.711	+15.071

Laps To Go	Stage	Time	Section	Diff +/-
0.0	FINISH	4:13.828	11.769	+16.872

Fastest 2 riders will race for gold, and 3rd and 4th riders will race for bronze.





Women's C4 3km Pursuit Qualification

19.03.2016 - Session 1

WORLD RECORD: 3:56.135 - POWELL Susan (AUS) - Aguascalientes (MEX) 12.04.2014

Audit Trail for 212 POWELL, Susan

Laps To Go	Stage	Time	Section	Diff +/-
11.5	int	15.003	15.003	+0.646
11.0	lap 1	24.626	9.623	+1.111
10.5	int	33.998	9.372	+1.514
10.0	lap 2	43.375	9.377	+1.511
9.5	int	52.891	9.516	+1.396
9.0	lap 3	1:02.560	9.669	+1.241
8.5	int	1:12.396	9.836	+1.405
8.0	lap 4	1:22.343	9.947	+1.815
7.5	int	1:32.343	10.000	+2.236
7.0	lap 5	1:42.363	10.020	+2.642
6.5	int	1:52.440	10.077	+3.112
6.0	lap 6	2:02.568	10.128	+3.505
5.5	int	2:12.658	10.090	+3.829
5.0	lap 7	2:22.753	10.095	+4.151
4.5	int	2:32.767	10.014	+4.410
4.0	lap 8	2:42.766	9.999	+4.610
3.5	int	2:52.625	9.859	+4.693
3.0	lap 9	3:02.441	9.816	+4.693
2.5	int	3:12.190	9.749	+4.605
2.0	lap 10	3:21.988	9.798	+4.606
1.5	int	3:31.784	9.796	+4.563
1.0	lap 11	3:41.648	9.864	+4.540
0.5	int	3:51.548	9.900	+4.560

Laps To Go	Stage	Time	Section	Diff +/-
0.0	FINISH	4:01.474	9.926	+4.518

Fastest 2 riders will race for gold, and 3rd and 4th riders will race for bronze.





Women's C4 3km Pursuit Qualification

19.03.2016 - Session 1

WORLD RECORD: 3:56.135 - POWELL Susan (AUS) - Aguascalientes (MEX) 12.04.2014

Audit Trail for **221 MORELLI, Shawn**

Laps To Go	Stage	Time	Section	Diff +/-
11.5	int	14.910	14.910	+0.553
11.0	lap 1	24.588	9.678	+1.073
10.5	int	33.800	9.212	+1.316
10.0	lap 2	42.927	9.127	+1.063
9.5	int	52.120	9.193	+0.625
9.0	lap 3	1:01.522	9.402	+0.203
8.5	int	1:10.991	9.469	+0.000
8.0	lap 4	1:20.528	9.537	+0.000
7.5	int	1:30.107	9.579	+0.000
7.0	lap 5	1:39.721	9.614	+0.000
6.5	int	1:49.328	9.607	+0.000
6.0	lap 6	1:59.063	9.735	+0.000
5.5	int	2:08.829	9.766	+0.000
5.0	lap 7	2:18.602	9.773	+0.000
4.5	int	2:28.357	9.755	+0.000
4.0	lap 8	2:38.156	9.799	+0.000
3.5	int	2:47.932	9.776	+0.000
3.0	lap 9	2:57.748	9.816	+0.000
2.5	int	3:07.585	9.837	+0.000
2.0	lap 10	3:17.382	9.797	+0.000
1.5	int	3:27.221	9.839	+0.000
1.0	lap 11	3:37.108	9.887	+0.000
0.5	int	3:46.988	9.880	+0.000

Laps To Go	Stage	Time	Section	Diff +/-
0.0	FINISH	3:56.956	9.968	+0.000

Fastest 2 riders will race for gold, and 3rd and 4th riders will race for bronze.



Women's C4 3km Pursuit Qualification

19.03.2016 - Session 1

WORLD RECORD: 3:56.135 - POWELL Susan (AUS) - Aguascalientes (MEX) 12.04.2014

Audit Trail for
221 MORELLI, Shawn

Approved by 
the College of Commissaires

Fastest 2 riders will race for gold, and 3rd and 4th riders will race for bronze.



Women's C5 3km Pursuit Qualification

19.03.2016 - Session 1

WORLD RECORD: 3:32.050 - STOREY, Sarah (GBR) - Aguacalientes - 12.04.2014

Audit Trail for 232 BOSCO, Samantha

Laps To Go	Stage	Time	Section	Diff +/-
11.5	int	14.988	14.988	+1.040
11.0	lap 1	24.420	9.432	+1.661
10.5	int	33.459	9.039	+2.202
10.0	lap 2	42.511	9.052	+2.790
9.5	int	51.512	9.001	+3.256
9.0	lap 3	1:00.535	9.023	+3.638
8.5	int	1:09.628	9.093	+4.019
8.0	lap 4	1:18.875	9.247	+4.430
7.5	int	1:28.211	9.336	+4.880
7.0	lap 5	1:37.691	9.480	+5.376
6.5	int	1:47.243	9.552	+5.997
6.0	lap 6	1:56.885	9.642	+6.605
5.5	int	2:06.509	9.624	+7.185
5.0	lap 7	2:16.233	9.724	+7.937
4.5	int	2:25.988	9.755	+8.697
4.0	lap 8	2:35.856	9.868	+9.709
3.5	int	2:45.675	9.819	+10.586
3.0	lap 9	2:55.540	9.865	+11.458
2.5	int	3:05.398	9.858	+12.311
2.0	lap 10	3:15.315	9.917	+13.188
1.5	int	3:25.241	9.926	+13.955
1.0	lap 11	3:35.281	10.040	+14.806
0.5	int	3:45.269	9.988	+15.686

Laps To Go	Stage	Time	Section	Diff +/-
0.0	FINISH	3:55.309	10.040	+16.553

Fastest 2 riders will race for gold, and 3rd and 4th riders will race for bronze.





Women's C5 3km Pursuit Qualification

19.03.2016 - Session 1

WORLD RECORD: 3:32.050 - STOREY, Sarah (GBR) - Aguacalientes - 12.04.2014

Audit Trail for 227 LANE, Crystal

Laps To Go	Stage	Time	Section	Diff +/-
11.5	int	15.027	15.027	+1.079
11.0	lap 1	24.355	9.328	+1.596
10.5	int	33.302	8.947	+2.045
10.0	lap 2	42.322	9.020	+2.601
9.5	int	51.403	9.081	+3.147
9.0	lap 3	1:00.662	9.259	+3.765
8.5	int	1:10.044	9.382	+4.435
8.0	lap 4	1:19.542	9.498	+5.097
7.5	int	1:29.079	9.537	+5.748
7.0	lap 5	1:38.709	9.630	+6.394
6.5	int	1:48.285	9.576	+7.039
6.0	lap 6	1:57.850	9.565	+7.570
5.5	int	2:07.388	9.538	+8.064
5.0	lap 7	2:16.945	9.557	+8.649
4.5	int	2:26.687	9.742	+9.396
4.0	lap 8	2:36.538	9.851	+10.391
3.5	int	2:46.384	9.846	+11.295
3.0	lap 9	2:56.326	9.942	+12.244
2.5	int	3:06.242	9.916	+13.155
2.0	lap 10	3:16.106	9.864	+13.979
1.5	int	3:25.975	9.869	+14.689
1.0	lap 11	3:35.761	9.786	+15.286
0.5	int	3:45.462	9.701	+15.879

Laps To Go	Stage	Time	Section	Diff +/-
0.0	FINISH	3:54.921	9.459	+16.165

Fastest 2 riders will race for gold, and 3rd and 4th riders will race for bronze.





Women's C5 3km Pursuit Qualification

19.03.2016 - Session 1

WORLD RECORD: 3:32.050 - STOREY, Sarah (GBR) - Aguacalientes - 12.04.2014

Audit Trail for 230 SOUTHORN, Fiona

Laps To Go	Stage	Time	Section	Diff +/-
11.5	int	16.676	16.676	+2.728
11.0	lap 1	26.636	9.960	+3.877
10.5	int	36.042	9.406	+4.785
10.0	lap 2	45.272	9.230	+5.551
9.5	int	54.548	9.276	+6.292
9.0	lap 3	1:03.845	9.297	+6.948
8.5	int	1:13.243	9.398	+7.634
8.0	lap 4	1:22.648	9.405	+8.203
7.5	int	1:32.128	9.480	+8.797
7.0	lap 5	1:41.624	9.496	+9.309
6.5	int	1:51.216	9.592	+9.970
6.0	lap 6	2:00.845	9.629	+10.565
5.5	int	2:10.542	9.697	+11.218
5.0	lap 7	2:20.279	9.737	+11.983
4.5	int	2:29.988	9.709	+12.697
4.0	lap 8	2:39.675	9.687	+13.528
3.5	int	2:49.403	9.728	+14.314
3.0	lap 9	2:59.162	9.759	+15.080
2.5	int	3:08.972	9.810	+15.885
2.0	lap 10	3:18.773	9.801	+16.646
1.5	int	3:28.617	9.844	+17.331
1.0	lap 11	3:38.461	9.844	+17.986
0.5	int	3:48.354	9.893	+18.771

Laps To Go	Stage	Time	Section	Diff +/-
0.0	FINISH	3:58.316	9.962	+19.560

Fastest 2 riders will race for gold, and 3rd and 4th riders will race for bronze.





Women's C5 3km Pursuit Qualification

19.03.2016 - Session 1

WORLD RECORD: 3:32.050 - STOREY, Sarah (GBR) - Aguacalientes - 12.04.2014

Audit Trail for 226 ZHOU, Jufang

Laps To Go	Stage	Time	Section	Diff +/-
11.5	int	14.386	14.386	+0.438
11.0	lap 1	23.558	9.172	+0.799
10.5	int	32.448	8.890	+1.191
10.0	lap 2	41.385	8.937	+1.664
9.5	int	50.302	8.917	+2.046
9.0	lap 3	59.336	9.034	+2.439
8.5	int	1:08.398	9.062	+2.789
8.0	lap 4	1:17.612	9.214	+3.167
7.5	int	1:26.945	9.333	+3.614
7.0	lap 5	1:36.481	9.536	+4.166
6.5	int	1:46.124	9.643	+4.878
6.0	lap 6	1:55.891	9.767	+5.611
5.5	int	2:05.707	9.816	+6.383
5.0	lap 7	2:15.686	9.979	+7.390
4.5	int	2:25.635	9.949	+8.344
4.0	lap 8	2:35.720	10.085	+9.573
3.5	int	2:45.563	9.843	+10.474
3.0	lap 9	2:55.269	9.706	+11.187
2.5	int	3:04.917	9.648	+11.830
2.0	lap 10	3:14.466	9.549	+12.339
1.5	int	3:23.923	9.457	+12.637
1.0	lap 11	3:33.284	9.361	+12.809
0.5	int	3:42.588	9.304	+13.005

Laps To Go	Stage	Time	Section	Diff +/-
0.0	FINISH	3:51.500	8.912	+12.744

Fastest 2 riders will race for gold, and 3rd and 4th riders will race for bronze.





Women's C5 3km Pursuit Qualification

19.03.2016 - Session 1

WORLD RECORD: 3:32.050 - STOREY, Sarah (GBR) - Aguacalientes - 12.04.2014

Audit Trail for 225 DELGADO, Mariela Analia

Laps To Go	Stage	Time	Section	Diff +/-
11.5	int	15.345	15.345	+1.397
11.0	lap 1	24.346	9.001	+1.587
10.5	int	32.954	8.608	+1.697
10.0	lap 2	41.560	8.606	+1.839
9.5	int	50.377	8.817	+2.121
9.0	lap 3	59.340	8.963	+2.443
8.5	int	1:08.527	9.187	+2.918
8.0	lap 4	1:17.864	9.337	+3.419
7.5	int	1:27.383	9.519	+4.052
7.0	lap 5	1:37.075	9.692	+4.760
6.5	int	1:46.938	9.863	+5.692
6.0	lap 6	1:56.971	10.033	+6.691
5.5	int	2:07.176	10.205	+7.852
5.0	lap 7	2:17.601	10.425	+9.305
4.5	int	2:28.189	10.588	+10.898
4.0	lap 8	2:38.881	10.692	+12.734
3.5	int	2:49.642	10.761	+14.553
3.0	lap 9	3:00.408	10.766	+16.326
2.5	int	3:11.147	10.739	+18.060
2.0	lap 10	3:21.903	10.756	+19.776
1.5	int	3:32.678	10.775	+21.392
1.0	lap 11	3:43.497	10.819	+23.022
0.5	int	3:54.195	10.698	+24.612

Laps To Go	Stage	Time	Section	Diff +/-
0.0	FINISH	4:05.061	10.866	+26.305

Fastest 2 riders will race for gold, and 3rd and 4th riders will race for bronze.





Women's C5 3km Pursuit Qualification

19.03.2016 - Session 1

WORLD RECORD: 3:32.050 - STOREY, Sarah (GBR) - Aguacalientes - 12.04.2014

Audit Trail for 231 HARKOWSKA, Anna

Laps To Go	Stage	Time	Section	Diff +/-
11.5	int	15.196	15.196	+1.248
11.0	lap 1	24.342	9.146	+1.583
10.5	int	33.116	8.774	+1.859
10.0	lap 2	41.932	8.816	+2.211
9.5	int	50.854	8.922	+2.598
9.0	lap 3	59.934	9.080	+3.037
8.5	int	1:09.121	9.187	+3.512
8.0	lap 4	1:18.454	9.333	+4.009
7.5	int	1:27.845	9.391	+4.514
7.0	lap 5	1:37.294	9.449	+4.979
6.5	int	1:46.796	9.502	+5.550
6.0	lap 6	1:56.422	9.626	+6.142
5.5	int	2:06.032	9.610	+6.708
5.0	lap 7	2:15.678	9.646	+7.382
4.5	int	2:25.340	9.662	+8.049
4.0	lap 8	2:35.171	9.831	+9.024
3.5	int	2:44.868	9.697	+9.779
3.0	lap 9	2:54.625	9.757	+10.543
2.5	int	3:04.388	9.763	+11.301
2.0	lap 10	3:14.199	9.811	+12.072
1.5	int	3:23.958	9.759	+12.672
1.0	lap 11	3:33.779	9.821	+13.304
0.5	int	3:43.494	9.715	+13.911

Laps To Go	Stage	Time	Section	Diff +/-
0.0	FINISH	3:53.119	9.625	+14.363

Fastest 2 riders will race for gold, and 3rd and 4th riders will race for bronze.





Women's C5 3km Pursuit Qualification

19.03.2016 - Session 1

WORLD RECORD: 3:32.050 - STOREY, Sarah (GBR) - Aguacalientes - 12.04.2014

Audit Trail for 229 BRACHTENDORF, Kerstin

Laps To Go	Stage	Time	Section	Diff +/-
11.5	int	14.575	14.575	+0.627
11.0	lap 1	23.961	9.386	+1.202
10.5	int	33.155	9.194	+1.898
10.0	lap 2	42.297	9.142	+2.576
9.5	int	51.572	9.275	+3.316
9.0	lap 3	1:00.954	9.382	+4.057
8.5	int	1:10.461	9.507	+4.852
8.0	lap 4	1:20.024	9.563	+5.579
7.5	int	1:29.620	9.596	+6.289
7.0	lap 5	1:39.186	9.566	+6.871
6.5	int	1:48.829	9.643	+7.583
6.0	lap 6	1:58.462	9.633	+8.182
5.5	int	2:08.158	9.696	+8.834
5.0	lap 7	2:17.938	9.780	+9.642
4.5	int	2:27.820	9.882	+10.529
4.0	lap 8	2:37.795	9.975	+11.648
3.5	int	2:47.774	9.979	+12.685
3.0	lap 9	2:57.806	10.032	+13.724
2.5	int	3:07.914	10.108	+14.827
2.0	lap 10	3:18.041	10.127	+15.914
1.5	int	3:28.256	10.215	+16.970
1.0	lap 11	3:38.538	10.282	+18.063
0.5	int	3:48.844	10.306	+19.261

Laps To Go	Stage	Time	Section	Diff +/-
0.0	FINISH	3:59.242	10.398	+20.486

Fastest 2 riders will race for gold, and 3rd and 4th riders will race for bronze.





Women's C5 3km Pursuit Qualification

19.03.2016 - Session 1

WORLD RECORD: 3:32.050 - STOREY, Sarah (GBR) - Aguacalientes - 12.04.2014

Audit Trail for 228 STOREY, Sarah

Laps To Go	Stage	Time	Section	Diff +/-
11.5	int	13.948	13.948	+0.000
11.0	lap 1	22.759	8.811	+0.000
10.5	int	31.257	8.498	+0.000
10.0	lap 2	39.721	8.464	+0.000
9.5	int	48.256	8.535	+0.000
9.0	lap 3	56.897	8.641	+0.000
8.5	int	1:05.609	8.712	+0.000
8.0	lap 4	1:14.445	8.836	+0.000
7.5	int	1:23.331	8.886	+0.000
7.0	lap 5	1:32.315	8.984	+0.000
6.5	int	1:41.246	8.931	+0.000
6.0	lap 6	1:50.280	9.034	+0.000
5.5	int	1:59.324	9.044	+0.000
5.0	lap 7	2:08.296	8.972	+0.000
4.5	int	2:17.291	8.995	+0.000
4.0	lap 8	2:26.147	8.856	+0.000
3.5	int	2:35.089	8.942	+0.000
3.0	lap 9	2:44.082	8.993	+0.000
2.5	int	2:53.087	9.005	+0.000
2.0	lap 10	3:02.127	9.040	+0.000
1.5	int	3:11.286	9.159	+0.000
1.0	lap 11	3:20.475	9.189	+0.000
0.5	int	3:29.583	9.108	+0.000

Laps To Go	Stage	Time	Section	Diff +/-
0.0	FINISH	3:38.756	9.173	+0.000

Fastest 2 riders will race for gold, and 3rd and 4th riders will race for bronze.



Women's C5 3km Pursuit Qualification

19.03.2016 - Session 1

WORLD RECORD: 3:32.050 - STOREY, Sarah (GBR) - Aguacalientes - 12.04.2014

Audit Trail for 233 SCHUBLE, Jennifer

Laps To Go	Stage	Time	Section	Diff +/-
11.5	int	14.346	14.346	+0.398
11.0	lap 1	23.639	9.293	+0.880
10.5	int	32.861	9.222	+1.604
10.0	lap 2	42.132	9.271	+2.411
9.5	int	51.479	9.347	+3.223
9.0	lap 3	1:00.861	9.382	+3.964
8.5	int	1:10.271	9.410	+4.662
8.0	lap 4	1:19.690	9.419	+5.245
7.5	int	1:29.189	9.499	+5.858
7.0	lap 5	1:38.732	9.543	+6.417
6.5	int	1:48.321	9.589	+7.075
6.0	lap 6	1:57.955	9.634	+7.675
5.5	int	2:07.690	9.735	+8.366
5.0	lap 7	2:17.291	9.601	+8.995
4.5	int	2:27.285	9.994	+9.994
4.0	lap 8	2:36.938	9.653	+10.791
3.5	int	2:46.634	9.696	+11.545
3.0	lap 9	2:56.371	9.737	+12.289
2.5	int	3:06.234	9.863	+13.147
2.0	lap 10	3:16.224	9.990	+14.097
1.5	int	3:26.338	10.114	+15.052
1.0	lap 11	3:36.513	10.175	+16.038
0.5	int	3:46.737	10.224	+17.154

Laps To Go	Stage	Time	Section	Diff +/-
0.0	FINISH	3:56.942	10.205	+18.186

Fastest 2 riders will race for gold, and 3rd and 4th riders will race for bronze.



Women's C5 3km Pursuit Qualification

19.03.2016 - Session 1

WORLD RECORD: 3:32.050 - STOREY, Sarah (GBR) - Aguacalientes - 12.04.2014

*Audit Trail for
233 SCHUBLE, Jennifer*

Approved by 
the College of Commisaires

Fastest 2 riders will race for gold, and 3rd and 4th riders will race for bronze.



Men's C4 4km Pursuit Qualification

19.03.2016 - Session 1

WORLD RECORD: 4:30.806 - METELKA J (SVK) - Aguascalientes (MEX) 11.04.2014

Audit Trail for 116 GOLBARNEZHAD, Bahman


Laps To Go	Stage	Time	Section	Diff +/-
15.5	int	14.938	14.938	+1.591
15.0	lap 1	24.301	9.363	+2.903
14.5	int	33.365	9.064	+4.176
14.0	lap 2	42.340	8.975	+5.320
13.5	int	51.284	8.944	+6.383
13.0	lap 3	1:00.292	9.008	+7.504
12.5	int	1:09.520	9.228	+8.822
12.0	lap 4	1:18.812	9.292	+10.225
11.5	int	1:28.166	9.354	+11.680
11.0	lap 5	1:37.622	9.456	+13.270
10.5	int	1:47.244	9.622	+15.010
10.0	lap 6	1:57.013	9.769	+16.834
9.5	int	2:06.834	9.821	+18.661
9.0	lap 7	2:16.704	9.870	+20.529
8.5	int	2:26.588	9.884	+22.371
8.0	lap 8	2:36.464	9.876	+24.133
7.5	int	2:46.385	9.921	+25.825
7.0	lap 9	2:56.372	9.987	+27.491
6.5	int	3:06.413	10.041	+29.181
6.0	lap 10	3:16.458	10.045	+30.868
5.5	int	3:26.469	10.011	+32.483
5.0	lap 11	3:36.486	10.017	+34.089
4.5	int	3:46.457	9.971	+35.606

Laps To Go	Stage	Time	Section	Diff +/-
4.0	lap 12	3:56.392	9.935	+37.103
3.5	int	4:06.248	9.856	+38.542
3.0	lap 13	4:16.005	9.757	+39.862
2.5	int	4:25.783	9.778	+41.140
2.0	lap 14	4:35.648	9.865	+42.530
1.5	int	4:45.640	9.992	+44.079
1.0	lap 15	4:55.649	10.009	+45.615
0.5	int	5:05.497	9.848	+47.052
0.0	FINISH	5:15.255	9.758	+48.331

Fastest 2 riders will race for gold, and 3rd and 4th riders will race for bronze.

NEW WORLD RECORD : METELKA Jozef (SVK) 4:26.924





Men's C4 4km Pursuit Qualification

19.03.2016 - Session 1

WORLD RECORD: 4:30.806 - METELKA J (SVK) - Aguascalientes (MEX) 11.04.2014

Audit Trail for 122 TAMIRJAN, Robert

Laps To Go	Stage	Time	Section	Diff +/-
15.5	int	15.363	15.363	+2.016
15.0	lap 1	25.008	9.645	+3.610
14.5	int	34.257	9.249	+5.068
14.0	lap 2	43.480	9.223	+6.460
13.5	int	52.699	9.219	+7.798
13.0	lap 3	1:02.004	9.305	+9.216
12.5	int	1:11.461	9.457	+10.763
12.0	lap 4	1:20.958	9.497	+12.371
11.5	int	1:30.605	9.647	+14.119
11.0	lap 5	1:40.350	9.745	+15.998
10.5	int	1:50.159	9.809	+17.925
10.0	lap 6	1:59.992	9.833	+19.813
9.5	int	2:09.827	9.835	+21.654
9.0	lap 7	2:19.712	9.885	+23.537
8.5	int	2:29.600	9.888	+25.383
8.0	lap 8	2:39.453	9.853	+27.122
7.5	int	2:49.402	9.949	+28.842
7.0	lap 9	2:59.343	9.941	+30.462
6.5	int	3:09.236	9.893	+32.004
6.0	lap 10	3:19.102	9.866	+33.512
5.5	int	3:28.966	9.864	+34.980
5.0	lap 11	3:38.802	9.836	+36.405
4.5	int	3:48.636	9.834	+37.785

Laps To Go	Stage	Time	Section	Diff +/-
4.0	lap 12	3:58.536	9.900	+39.247
3.5	int	4:08.421	9.885	+40.715
3.0	lap 13	4:18.238	9.817	+42.095
2.5	int	4:28.040	9.802	+43.397
2.0	lap 14	4:37.881	9.841	+44.763
1.5	int	4:47.687	9.806	+46.126
1.0	lap 15	4:57.522	9.835	+47.488
0.5	int	5:07.300	9.778	+48.855
0.0	FINISH	5:17.171	9.871	+50.247

Fastest 2 riders will race for gold, and 3rd and 4th riders will race for bronze.

NEW WORLD RECORD : METELKA Jozef (SVK) 4:26.924





Men's C4 4km Pursuit Qualification

19.03.2016 - Session 1

WORLD RECORD: 4:30.806 - METELKA J (SVK) - Aguascalientes (MEX) 11.04.2014

Audit Trail for 112 CREPELIERE, Jeremy


Laps To Go	Stage	Time	Section	Diff +/-
15.5	int	15.043	15.043	+1.696
15.0	lap 1	24.286	9.243	+2.888
14.5	int	32.936	8.650	+3.747
14.0	lap 2	41.437	8.501	+4.417
13.5	int	49.955	8.518	+5.054
13.0	lap 3	58.481	8.526	+5.693
12.5	int	1:07.093	8.612	+6.395
12.0	lap 4	1:15.767	8.674	+7.180
11.5	int	1:24.507	8.740	+8.021
11.0	lap 5	1:33.362	8.855	+9.010
10.5	int	1:42.225	8.863	+9.991
10.0	lap 6	1:51.122	8.897	+10.943
9.5	int	2:00.056	8.934	+11.883
9.0	lap 7	2:08.984	8.928	+12.809
8.5	int	2:17.903	8.919	+13.686
8.0	lap 8	2:26.861	8.958	+14.530
7.5	int	2:35.814	8.953	+15.254
7.0	lap 9	2:44.815	9.001	+15.934
6.5	int	2:53.838	9.023	+16.606
6.0	lap 10	3:02.906	9.068	+17.316
5.5	int	3:11.992	9.086	+18.006
5.0	lap 11	3:21.141	9.149	+18.744
4.5	int	3:30.249	9.108	+19.398

Laps To Go	Stage	Time	Section	Diff +/-
4.0	lap 12	3:39.321	9.072	+20.032
3.5	int	3:48.408	9.087	+20.702
3.0	lap 13	3:57.397	8.989	+21.254
2.5	int	4:06.511	9.114	+21.868
2.0	lap 14	4:15.545	9.034	+22.427
1.5	int	4:24.665	9.120	+23.104
1.0	lap 15	4:33.756	9.091	+23.722
0.5	int	4:42.840	9.084	+24.395
0.0	FINISH	4:51.825	8.985	+24.901

Fastest 2 riders will race for gold, and 3rd and 4th riders will race for bronze.

NEW WORLD RECORD : METELKA Jozef (SVK) 4:26.924





Men's C4 4km Pursuit Qualification

19.03.2016 - Session 1

WORLD RECORD: 4:30.806 - METELKA J (SVK) - Aguascalientes (MEX) 11.04.2014

Audit Trail for 115 SCHAFFER, Thomas

Laps To Go	Stage	Time	Section	Diff +/-
15.5	int	14.746	14.746	+1.399
15.0	lap 1	23.618	8.872	+2.220
14.5	int	31.894	8.276	+2.705
14.0	lap 2	40.094	8.200	+3.074
13.5	int	48.426	8.332	+3.525
13.0	lap 3	56.938	8.512	+4.150
12.5	int	1:05.595	8.657	+4.897
12.0	lap 4	1:14.457	8.862	+5.870
11.5	int	1:23.466	9.009	+6.980
11.0	lap 5	1:32.544	9.078	+8.192
10.5	int	1:41.680	9.136	+9.446
10.0	lap 6	1:50.807	9.127	+10.628
9.5	int	2:00.029	9.222	+11.856
9.0	lap 7	2:09.245	9.216	+13.070
8.5	int	2:18.550	9.305	+14.333
8.0	lap 8	2:27.876	9.326	+15.545
7.5	int	2:37.211	9.335	+16.651
7.0	lap 9	2:46.529	9.318	+17.648
6.5	int	2:55.932	9.403	+18.700
6.0	lap 10	3:05.395	9.463	+19.805
5.5	int	3:14.808	9.413	+20.822
5.0	lap 11	3:24.230	9.422	+21.833
4.5	int	3:33.704	9.474	+22.853

Laps To Go	Stage	Time	Section	Diff +/-
4.0	lap 12	3:43.153	9.449	+23.864
3.5	int	3:52.618	9.465	+24.912
3.0	lap 13	4:02.176	9.558	+26.033
2.5	int	4:11.698	9.522	+27.055
2.0	lap 14	4:21.242	9.544	+28.124
1.5	int	4:30.878	9.636	+29.317
1.0	lap 15	4:40.557	9.679	+30.523
0.5	int	4:50.250	9.693	+31.805
0.0	FINISH	4:59.976	9.726	+33.052

Fastest 2 riders will race for gold, and 3rd and 4th riders will race for bronze.

NEW WORLD RECORD : METELKA Jozef (SVK) 4:26.924





Men's C4 4km Pursuit Qualification

19.03.2016 - Session 1

WORLD RECORD: 4:30.806 - METELKA J (SVK) - Aguascalientes (MEX) 11.04.2014

Audit Trail for 120 RAUBENHEIMER, Byron

Laps To Go	Stage	Time	Section	Diff +/-
15.5	int	13.856	13.856	+0.509
15.0	lap 1	23.280	9.424	+1.882
14.5	int	32.437	9.157	+3.248
14.0	lap 2	41.523	9.086	+4.503
13.5	int	50.587	9.064	+5.686
13.0	lap 3	59.567	8.980	+6.779
12.5	int	1:08.620	9.053	+7.922
12.0	lap 4	1:17.861	9.241	+9.274
11.5	int	1:27.247	9.386	+10.761
11.0	lap 5	1:36.674	9.427	+12.322
10.5	int	1:46.048	9.374	+13.814
10.0	lap 6	1:55.406	9.358	+15.227
9.5	int	2:04.845	9.439	+16.672
9.0	lap 7	2:14.301	9.456	+18.126
8.5	int	2:23.765	9.464	+19.548
8.0	lap 8	2:33.125	9.360	+20.794
7.5	int	2:42.410	9.285	+21.850
7.0	lap 9	2:51.766	9.356	+22.885
6.5	int	3:01.203	9.437	+23.971
6.0	lap 10	3:10.716	9.513	+25.126
5.5	int	3:20.341	9.625	+26.355
5.0	lap 11	3:30.014	9.673	+27.617
4.5	int	3:39.711	9.697	+28.860

Laps To Go	Stage	Time	Section	Diff +/-
4.0	lap 12	3:49.423	9.712	+30.134
3.5	int	3:59.215	9.792	+31.509
3.0	lap 13	4:09.086	9.871	+32.943
2.5	int	4:19.084	9.998	+34.441
2.0	lap 14	4:29.070	9.986	+35.952
1.5	int	4:39.136	10.066	+37.575
1.0	lap 15	4:49.138	10.002	+39.104
0.5	int	4:59.053	9.915	+40.608
0.0	FINISH	5:08.910	9.857	+41.986

Fastest 2 riders will race for gold, and 3rd and 4th riders will race for bronze.

NEW WORLD RECORD : METELKA Jozef (SVK) 4:26.924





Men's C4 4km Pursuit Qualification

19.03.2016 - Session 1

WORLD RECORD: 4:30.806 - METELKA J (SVK) - Aguascalientes (MEX) 11.04.2014

Audit Trail for 126 MARTIN, Jeffrey Scott


Laps To Go	Stage	Time	Section	Diff +/-
15.5	int	15.219	15.219	+1.872
15.0	lap 1	24.508	9.289	+3.110
14.5	int	33.187	8.679	+3.998
14.0	lap 2	41.662	8.475	+4.642
13.5	int	50.073	8.411	+5.172
13.0	lap 3	58.514	8.441	+5.726
12.5	int	1:06.988	8.474	+6.290
12.0	lap 4	1:15.470	8.482	+6.883
11.5	int	1:23.970	8.500	+7.484
11.0	lap 5	1:32.484	8.514	+8.132
10.5	int	1:40.986	8.502	+8.752
10.0	lap 6	1:49.543	8.557	+9.364
9.5	int	1:58.151	8.608	+9.978
9.0	lap 7	2:06.810	8.659	+10.635
8.5	int	2:15.382	8.572	+11.165
8.0	lap 8	2:23.765	8.383	+11.434
7.5	int	2:32.470	8.705	+11.910
7.0	lap 9	2:41.061	8.591	+12.180
6.5	int	2:49.684	8.623	+12.452
6.0	lap 10	2:58.369	8.685	+12.779
5.5	int	3:07.107	8.738	+13.121
5.0	lap 11	3:15.847	8.740	+13.450
4.5	int	3:24.585	8.738	+13.734

Laps To Go	Stage	Time	Section	Diff +/-
4.0	lap 12	3:33.369	8.784	+14.080
3.5	int	3:42.222	8.853	+14.516
3.0	lap 13	3:51.109	8.887	+14.966
2.5	int	4:00.062	8.953	+15.419
2.0	lap 14	4:09.052	8.990	+15.934
1.5	int	4:18.068	9.016	+16.507
1.0	lap 15	4:27.155	9.087	+17.121
0.5	int	4:36.270	9.115	+17.825
0.0	FINISH	4:45.526	9.256	+18.602

Fastest 2 riders will race for gold, and 3rd and 4th riders will race for bronze.

NEW WORLD RECORD : METELKA Jozef (SVK) 4:26.924





Men's C4 4km Pursuit Qualification

19.03.2016 - Session 1

WORLD RECORD: 4:30.806 - METELKA J (SVK) - Aguascalientes (MEX) 11.04.2014

Audit Trail for 117 PITTACOLO, Michele

Laps To Go	Stage	Time	Section	Diff +/-
15.5	int	14.987	14.987	+1.640
15.0	lap 1	24.130	9.143	+2.732
14.5	int	32.932	8.802	+3.743
14.0	lap 2	41.642	8.710	+4.622
13.5	int	50.389	8.747	+5.488
13.0	lap 3	59.126	8.737	+6.338
12.5	int	1:07.979	8.853	+7.281
12.0	lap 4	1:16.879	8.900	+8.292
11.5	int	1:25.878	8.999	+9.392
11.0	lap 5	1:34.886	9.008	+10.534
10.5	int	1:43.947	9.061	+11.713
10.0	lap 6	1:53.008	9.061	+12.829
9.5	int	2:02.096	9.088	+13.923
9.0	lap 7	2:11.186	9.090	+15.011
8.5	int	2:20.164	8.978	+15.947
8.0	lap 8	2:29.144	8.980	+16.813
7.5	int	2:38.170	9.026	+17.610
7.0	lap 9	2:47.265	9.095	+18.384
6.5	int	2:56.407	9.142	+19.175
6.0	lap 10	3:05.679	9.272	+20.089
5.5	int	3:14.995	9.316	+21.009
5.0	lap 11	3:24.368	9.373	+21.971
4.5	int	3:33.828	9.460	+22.977

Laps To Go	Stage	Time	Section	Diff +/-
4.0	lap 12	3:43.375	9.547	+24.086
3.5	int	3:52.998	9.623	+25.292
3.0	lap 13	4:02.619	9.621	+26.476
2.5	int	4:12.371	9.752	+27.728
2.0	lap 14	4:22.079	9.708	+28.961
1.5	int	4:31.860	9.781	+30.299
1.0	lap 15	4:41.717	9.857	+31.683
0.5	int	4:51.664	9.947	+33.219
0.0	FINISH	5:01.645	9.981	+34.721

Fastest 2 riders will race for gold, and 3rd and 4th riders will race for bronze.

NEW WORLD RECORD : METELKA Jozef (SVK) 4:26.924





Men's C4 4km Pursuit Qualification

19.03.2016 - Session 1

WORLD RECORD: 4:30.806 - METELKA J (SVK) - Aguascalientes (MEX) 11.04.2014

Audit Trail for 105 BRIDGWOOD, Kyle

Laps To Go	Stage	Time	Section	Diff +/-
15.5	int	13.949	13.949	+0.602
15.0	lap 1	22.467	8.518	+1.069
14.5	int	30.590	8.123	+1.401
14.0	lap 2	38.684	8.094	+1.664
13.5	int	46.882	8.198	+1.981
13.0	lap 3	55.104	8.222	+2.316
12.5	int	1:03.375	8.271	+2.677
12.0	lap 4	1:11.723	8.348	+3.136
11.5	int	1:20.091	8.368	+3.605
11.0	lap 5	1:28.522	8.431	+4.170
10.5	int	1:36.987	8.465	+4.753
10.0	lap 6	1:45.452	8.465	+5.273
9.5	int	1:53.830	8.378	+5.657
9.0	lap 7	2:02.096	8.266	+5.921
8.5	int	2:10.314	8.218	+6.097
8.0	lap 8	2:18.593	8.279	+6.262
7.5	int	2:27.018	8.425	+6.458
7.0	lap 9	2:35.455	8.437	+6.574
6.5	int	2:43.892	8.437	+6.660
6.0	lap 10	2:52.372	8.480	+6.782
5.5	int	3:00.834	8.462	+6.848
5.0	lap 11	3:09.299	8.465	+6.902
4.5	int	3:17.749	8.450	+6.898

Laps To Go	Stage	Time	Section	Diff +/-
4.0	lap 12	3:26.229	8.480	+6.940
3.5	int	3:34.713	8.484	+7.007
3.0	lap 13	3:43.155	8.442	+7.012
2.5	int	3:51.586	8.431	+6.943
2.0	lap 14	4:00.010	8.424	+6.892
1.5	int	4:08.419	8.409	+6.858
1.0	lap 15	4:16.860	8.441	+6.826
0.5	int	4:25.234	8.374	+6.789
0.0	FINISH	4:33.526	8.292	+6.602

Fastest 2 riders will race for gold, and 3rd and 4th riders will race for bronze.

NEW WORLD RECORD : METELKA Jozef (SVK) 4:26.924





Men's C4 4km Pursuit Qualification

19.03.2016 - Session 1

WORLD RECORD: 4:30.806 - METELKA J (SVK) - Aguascalientes (MEX) 11.04.2014

Audit Trail for 111 NEIRA PEREZ, Cesar

Laps To Go	Stage	Time	Section	Diff +/-
15.5	int	14.410	14.410	+1.063
15.0	lap 1	23.605	9.195	+2.207
14.5	int	32.423	8.818	+3.234
14.0	lap 2	41.152	8.729	+4.132
13.5	int	49.805	8.653	+4.904
13.0	lap 3	58.466	8.661	+5.678
12.5	int	1:07.118	8.652	+6.420
12.0	lap 4	1:15.770	8.652	+7.183
11.5	int	1:24.393	8.623	+7.907
11.0	lap 5	1:33.043	8.650	+8.691
10.5	int	1:41.677	8.634	+9.443
10.0	lap 6	1:50.329	8.652	+10.150
9.5	int	1:58.995	8.666	+10.822
9.0	lap 7	2:07.685	8.690	+11.510
8.5	int	2:16.370	8.685	+12.153
8.0	lap 8	2:25.069	8.699	+12.738
7.5	int	2:33.743	8.674	+13.183
7.0	lap 9	2:42.482	8.739	+13.601
6.5	int	2:51.186	8.704	+13.954
6.0	lap 10	2:59.961	8.775	+14.371
5.5	int	3:08.740	8.779	+14.754
5.0	lap 11	3:17.532	8.792	+15.135
4.5	int	3:26.332	8.800	+15.481

Laps To Go	Stage	Time	Section	Diff +/-
4.0	lap 12	3:35.125	8.793	+15.836
3.5	int	3:43.916	8.791	+16.210
3.0	lap 13	3:52.749	8.833	+16.606
2.5	int	4:01.609	8.860	+16.966
2.0	lap 14	4:10.479	8.870	+17.361
1.5	int	4:19.440	8.961	+17.879
1.0	lap 15	4:28.487	9.047	+18.453
0.5	int	4:37.677	9.190	+19.232
0.0	FINISH	4:46.958	9.281	+20.034

Fastest 2 riders will race for gold, and 3rd and 4th riders will race for bronze.

NEW WORLD RECORD : METELKA Jozef (SVK) 4:26.924





Men's C4 4km Pursuit Qualification

19.03.2016 - Session 1

WORLD RECORD: 4:30.806 - METELKA J (SVK) - Aguascalientes (MEX) 11.04.2014

Audit Trail for 106 WANG, Xian

Laps To Go	Stage	Time	Section	Diff +/-
15.5	int	13.612	13.612	+0.265
15.0	lap 1	22.095	8.483	+0.697
14.5	int	30.494	8.399	+1.305
14.0	lap 2	38.964	8.470	+1.944
13.5	int	47.477	8.513	+2.576
13.0	lap 3	56.143	8.666	+3.355
12.5	int	1:04.882	8.739	+4.184
12.0	lap 4	1:13.686	8.804	+5.099
11.5	int	1:22.510	8.824	+6.024
11.0	lap 5	1:31.396	8.886	+7.044
10.5	int	1:40.314	8.918	+8.080
10.0	lap 6	1:49.293	8.979	+9.114
9.5	int	1:58.307	9.014	+10.134
9.0	lap 7	2:07.345	9.038	+11.170
8.5	int	2:16.470	9.125	+12.253
8.0	lap 8	2:25.676	9.206	+13.345
7.5	int	2:35.036	9.360	+14.476
7.0	lap 9	2:44.497	9.461	+15.616
6.5	int	2:54.003	9.506	+16.771
6.0	lap 10	3:03.575	9.572	+17.985
5.5	int	3:13.217	9.642	+19.231
5.0	lap 11	3:22.897	9.680	+20.500
4.5	int	3:32.577	9.680	+21.726

Laps To Go	Stage	Time	Section	Diff +/-
4.0	lap 12	3:42.212	9.635	+22.923
3.5	int	3:51.927	9.715	+24.221
3.0	lap 13	4:01.609	9.682	+25.466
2.5	int	4:11.260	9.651	+26.617
2.0	lap 14	4:20.726	9.466	+27.608
1.5	int	4:30.100	9.374	+28.539
1.0	lap 15	4:39.412	9.312	+29.378
0.5	int	4:48.466	9.054	+30.021
0.0	FINISH	4:57.457	8.991	+30.533

Fastest 2 riders will race for gold, and 3rd and 4th riders will race for bronze.

NEW WORLD RECORD : METELKA Jozef (SVK) 4:26.924





Men's C4 4km Pursuit Qualification

19.03.2016 - Session 1

WORLD RECORD: 4:30.806 - METELKA J (SVK) - Aguascalientes (MEX) 11.04.2014

Audit Trail for 114 VAN GASS, Jaco

Laps To Go	Stage	Time	Section	Diff +/-
15.5	int	16.346	16.346	+2.999
15.0	lap 1	25.978	9.632	+4.580
14.5	int	34.806	8.828	+5.617
14.0	lap 2	43.397	8.591	+6.377
13.5	int	51.880	8.483	+6.979
13.0	lap 3	1:00.265	8.385	+7.477
12.5	int	1:08.641	8.376	+7.943
12.0	lap 4	1:17.099	8.458	+8.512
11.5	int	1:25.625	8.526	+9.139
11.0	lap 5	1:34.198	8.573	+9.846
10.5	int	1:42.817	8.619	+10.583
10.0	lap 6	1:51.411	8.594	+11.232
9.5	int	2:00.026	8.615	+11.853
9.0	lap 7	2:08.655	8.629	+12.480
8.5	int	2:17.307	8.652	+13.090
8.0	lap 8	2:25.912	8.605	+13.581
7.5	int	2:34.545	8.633	+13.985
7.0	lap 9	2:43.171	8.626	+14.290
6.5	int	2:51.861	8.690	+14.629
6.0	lap 10	3:00.578	8.717	+14.988
5.5	int	3:09.359	8.781	+15.373
5.0	lap 11	3:18.153	8.794	+15.756
4.5	int	3:26.999	8.846	+16.148

Laps To Go	Stage	Time	Section	Diff +/-
4.0	lap 12	3:35.906	8.907	+16.617
3.5	int	3:44.901	8.995	+17.195
3.0	lap 13	3:53.918	9.017	+17.775
2.5	int	4:02.970	9.052	+18.327
2.0	lap 14	4:12.006	9.036	+18.888
1.5	int	4:21.088	9.082	+19.527
1.0	lap 15	4:30.291	9.203	+20.257
0.5	int	4:39.583	9.292	+21.138
0.0	FINISH	4:48.824	9.241	+21.900

Fastest 2 riders will race for gold, and 3rd and 4th riders will race for bronze.

NEW WORLD RECORD : METELKA Jozef (SVK) 4:26.924





Men's C4 4km Pursuit Qualification

19.03.2016 - Session 1

WORLD RECORD: 4:30.806 - METELKA J (SVK) - Aguascalientes (MEX) 11.04.2014

Audit Trail for 119 ISHII, Masashi

Laps To Go	Stage	Time	Section	Diff +/-
15.5	int	14.037	14.037	+0.690
15.0	lap 1	22.417	8.380	+1.019
14.5	int	30.536	8.119	+1.347
14.0	lap 2	38.695	8.159	+1.675
13.5	int	46.901	8.206	+2.000
13.0	lap 3	55.163	8.262	+2.375
12.5	int	1:03.528	8.365	+2.830
12.0	lap 4	1:11.948	8.420	+3.361
11.5	int	1:20.446	8.498	+3.960
11.0	lap 5	1:28.993	8.547	+4.641
10.5	int	1:37.707	8.714	+5.473
10.0	lap 6	1:46.531	8.824	+6.352
9.5	int	1:55.448	8.917	+7.275
9.0	lap 7	2:04.502	9.054	+8.327
8.5	int	2:13.625	9.123	+9.408
8.0	lap 8	2:22.808	9.183	+10.477
7.5	int	2:32.043	9.235	+11.483
7.0	lap 9	2:41.444	9.401	+12.563
6.5	int	2:50.790	9.346	+13.558
6.0	lap 10	3:00.027	9.237	+14.437
5.5	int	3:09.317	9.290	+15.331
5.0	lap 11	3:18.693	9.376	+16.296
4.5	int	3:28.173	9.480	+17.322

Laps To Go	Stage	Time	Section	Diff +/-
4.0	lap 12	3:37.698	9.525	+18.409
3.5	int	3:47.066	9.368	+19.360
3.0	lap 13	3:56.476	9.410	+20.333
2.5	int	4:05.917	9.441	+21.274
2.0	lap 14	4:15.460	9.543	+22.342
1.5	int	4:25.110	9.650	+23.549
1.0	lap 15	4:34.724	9.614	+24.690
0.5	int	4:44.401	9.677	+25.956
0.0	FINISH	4:54.152	9.751	+27.228

Fastest 2 riders will race for gold, and 3rd and 4th riders will race for bronze.

NEW WORLD RECORD : METELKA Jozef (SVK) 4:26.924





Men's C4 4km Pursuit Qualification

19.03.2016 - Session 1

WORLD RECORD: 4:30.806 - METELKA J (SVK) - Aguascalientes (MEX) 11.04.2014

Audit Trail for 109 BOUSKA, Jiri

Laps To Go	Stage	Time	Section	Diff +/-
15.5	int	13.916	13.916	+0.569
15.0	lap 1	22.814	8.898	+1.416
14.5	int	31.272	8.458	+2.083
14.0	lap 2	39.683	8.411	+2.663
13.5	int	48.126	8.443	+3.225
13.0	lap 3	56.576	8.450	+3.788
12.5	int	1:05.093	8.517	+4.395
12.0	lap 4	1:13.637	8.544	+5.050
11.5	int	1:22.220	8.583	+5.734
11.0	lap 5	1:30.976	8.756	+6.624
10.5	int	1:39.812	8.836	+7.578
10.0	lap 6	1:48.674	8.862	+8.495
9.5	int	1:57.574	8.900	+9.401
9.0	lap 7	2:06.509	8.935	+10.334
8.5	int	2:15.490	8.981	+11.273
8.0	lap 8	2:24.514	9.024	+12.183
7.5	int	2:33.654	9.140	+13.094
7.0	lap 9	2:42.846	9.192	+13.965
6.5	int	2:52.146	9.300	+14.914
6.0	lap 10	3:01.493	9.347	+15.903
5.5	int	3:10.910	9.417	+16.924
5.0	lap 11	3:20.381	9.471	+17.984
4.5	int	3:29.935	9.554	+19.084

Laps To Go	Stage	Time	Section	Diff +/-
4.0	lap 12	3:39.392	9.457	+20.103
3.5	int	3:48.709	9.317	+21.003
3.0	lap 13	3:58.070	9.361	+21.927
2.5	int	4:07.587	9.517	+22.944
2.0	lap 14	4:17.212	9.625	+24.094
1.5	int	4:26.913	9.701	+25.352
1.0	lap 15	4:36.657	9.744	+26.623
0.5	int	4:46.466	9.809	+28.021
0.0	FINISH	4:56.265	9.799	+29.341

Fastest 2 riders will race for gold, and 3rd and 4th riders will race for bronze.

NEW WORLD RECORD : METELKA Jozef (SVK) 4:26.924





Men's C4 4km Pursuit Qualification

19.03.2016 - Session 1

WORLD RECORD: 4:30.806 - METELKA J (SVK) - Aguascalientes (MEX) 11.04.2014

Audit Trail for 124 PUDOV, Sergey

Laps To Go	Stage	Time	Section	Diff +/-
15.5	int	13.358	13.358	+0.011
15.0	lap 1	21.820	8.462	+0.422
14.5	int	30.117	8.297	+0.928
14.0	lap 2	38.507	8.390	+1.487
13.5	int	46.905	8.398	+2.004
13.0	lap 3	55.315	8.410	+2.527
12.5	int	1:03.764	8.449	+3.066
12.0	lap 4	1:12.266	8.502	+3.679
11.5	int	1:20.781	8.515	+4.295
11.0	lap 5	1:29.329	8.548	+4.977
10.5	int	1:37.861	8.532	+5.627
10.0	lap 6	1:46.426	8.565	+6.247
9.5	int	1:55.059	8.633	+6.886
9.0	lap 7	2:03.699	8.640	+7.524
8.5	int	2:12.338	8.639	+8.121
8.0	lap 8	2:20.992	8.654	+8.661
7.5	int	2:29.623	8.631	+9.063
7.0	lap 9	2:38.218	8.595	+9.337
6.5	int	2:46.814	8.596	+9.582
6.0	lap 10	2:55.423	8.609	+9.833
5.5	int	3:04.045	8.622	+10.059
5.0	lap 11	3:12.725	8.680	+10.328
4.5	int	3:21.434	8.709	+10.583

Laps To Go	Stage	Time	Section	Diff +/-
4.0	lap 12	3:29.935	8.501	+10.646
3.5	int	3:38.713	8.778	+11.007
3.0	lap 13	3:47.388	8.675	+11.245
2.5	int	3:56.065	8.677	+11.422
2.0	lap 14	4:04.848	8.783	+11.730
1.5	int	4:13.647	8.799	+12.086
1.0	lap 15	4:22.527	8.880	+12.493
0.5	int	4:31.382	8.855	+12.937
0.0	FINISH	4:40.257	8.875	+13.333

Fastest 2 riders will race for gold, and 3rd and 4th riders will race for bronze.

NEW WORLD RECORD : METELKA Jozef (SVK) 4:26.924





Men's C4 4km Pursuit Qualification

19.03.2016 - Session 1

WORLD RECORD: 4:30.806 - METELKA J (SVK) - Aguascalientes (MEX) 11.04.2014

Audit Trail for 121 NOVAK, Carol-Eduard

Laps To Go	Stage	Time	Section	Diff +/-
15.5	int	13.651	13.651	+0.304
15.0	lap 1	22.308	8.657	+0.910
14.5	int	30.752	8.444	+1.563
14.0	lap 2	39.278	8.526	+2.258
13.5	int	47.848	8.570	+2.947
13.0	lap 3	56.434	8.586	+3.646
12.5	int	1:05.063	8.629	+4.365
12.0	lap 4	1:13.747	8.684	+5.160
11.5	int	1:22.434	8.687	+5.948
11.0	lap 5	1:31.138	8.704	+6.786
10.5	int	1:39.849	8.711	+7.615
10.0	lap 6	1:48.542	8.693	+8.363
9.5	int	1:57.262	8.720	+9.089
9.0	lap 7	2:06.046	8.784	+9.871
8.5	int	2:14.834	8.788	+10.617
8.0	lap 8	2:23.674	8.840	+11.343
7.5	int	2:32.561	8.887	+12.001
7.0	lap 9	2:41.425	8.864	+12.544
6.5	int	2:50.335	8.910	+13.103
6.0	lap 10	2:59.297	8.962	+13.707
5.5	int	3:08.258	8.961	+14.272
5.0	lap 11	3:17.230	8.972	+14.833
4.5	int	3:26.243	9.013	+15.392

Laps To Go	Stage	Time	Section	Diff +/-
4.0	lap 12	3:35.321	9.078	+16.032
3.5	int	3:44.384	9.063	+16.678
3.0	lap 13	3:53.448	9.064	+17.305
2.5	int	4:02.507	9.059	+17.864
2.0	lap 14	4:11.613	9.106	+18.495
1.5	int	4:20.646	9.033	+19.085
1.0	lap 15	4:29.719	9.073	+19.685
0.5	int	4:38.790	9.071	+20.345
0.0	FINISH	4:47.869	9.079	+20.945

Fastest 2 riders will race for gold, and 3rd and 4th riders will race for bronze.

NEW WORLD RECORD : METELKA Jozef (SVK) 4:26.924





Men's C4 4km Pursuit Qualification

19.03.2016 - Session 1

WORLD RECORD: 4:30.806 - METELKA J (SVK) - Aguascalientes (MEX) 11.04.2014

Audit Trail for 110 JEZEK, Jiri

Laps To Go	Stage	Time	Section	Diff +/-
15.5	int	14.378	14.378	+1.031
15.0	lap 1	23.314	8.936	+1.916
14.5	int	31.717	8.403	+2.528
14.0	lap 2	40.012	8.295	+2.992
13.5	int	48.298	8.286	+3.397
13.0	lap 3	56.655	8.357	+3.867
12.5	int	1:05.115	8.460	+4.417
12.0	lap 4	1:13.676	8.561	+5.089
11.5	int	1:22.299	8.623	+5.813
11.0	lap 5	1:30.995	8.696	+6.643
10.5	int	1:39.809	8.814	+7.575
10.0	lap 6	1:48.676	8.867	+8.497
9.5	int	1:57.621	8.945	+9.448
9.0	lap 7	2:06.584	8.963	+10.409
8.5	int	2:15.581	8.997	+11.364
8.0	lap 8	2:24.598	9.017	+12.267
7.5	int	2:33.641	9.043	+13.081
7.0	lap 9	2:42.704	9.063	+13.823
6.5	int	2:51.715	9.011	+14.483
6.0	lap 10	3:00.717	9.002	+15.127
5.5	int	3:09.726	9.009	+15.740
5.0	lap 11	3:18.737	9.011	+16.340
4.5	int	3:27.776	9.039	+16.925

Laps To Go	Stage	Time	Section	Diff +/-
4.0	lap 12	3:36.860	9.084	+17.571
3.5	int	3:45.932	9.072	+18.226
3.0	lap 13	3:55.028	9.096	+18.885
2.5	int	4:04.138	9.110	+19.495
2.0	lap 14	4:13.342	9.204	+20.224
1.5	int	4:22.580	9.238	+21.019
1.0	lap 15	4:31.873	9.293	+21.839
0.5	int	4:41.214	9.341	+22.769
0.0	FINISH	4:50.599	9.385	+23.675

Fastest 2 riders will race for gold, and 3rd and 4th riders will race for bronze.

NEW WORLD RECORD : METELKA Jozef (SVK) 4:26.924





Men's C4 4km Pursuit Qualification

19.03.2016 - Session 1

WORLD RECORD: 4:30.806 - METELKA J (SVK) - Aguascalientes (MEX) 11.04.2014

Audit Trail for 125 METELKA, Jozef

Laps To Go	Stage	Time	Section	Diff +/-
15.5	int	13.347	13.347	+0.000
15.0	lap 1	21.398	8.051	+0.000
14.5	int	29.189	7.791	+0.000
14.0	lap 2	37.020	7.831	+0.000
13.5	int	44.901	7.881	+0.000
13.0	lap 3	52.788	7.887	+0.000
12.5	int	1:00.698	7.910	+0.000
12.0	lap 4	1:08.587	7.889	+0.000
11.5	int	1:16.486	7.899	+0.000
11.0	lap 5	1:24.352	7.866	+0.000
10.5	int	1:32.234	7.882	+0.000
10.0	lap 6	1:40.179	7.945	+0.000
9.5	int	1:48.173	7.994	+0.000
9.0	lap 7	1:56.175	8.002	+0.000
8.5	int	2:04.217	8.042	+0.000
8.0	lap 8	2:12.331	8.114	+0.000
7.5	int	2:20.560	8.229	+0.000
7.0	lap 9	2:28.881	8.321	+0.000
6.5	int	2:37.232	8.351	+0.000
6.0	lap 10	2:45.590	8.358	+0.000
5.5	int	2:53.986	8.396	+0.000
5.0	lap 11	3:02.397	8.411	+0.000
4.5	int	3:10.851	8.454	+0.000

Laps To Go	Stage	Time	Section	Diff +/-
4.0	lap 12	3:19.289	8.438	+0.000
3.5	int	3:27.706	8.417	+0.000
3.0	lap 13	3:36.143	8.437	+0.000
2.5	int	3:44.643	8.500	+0.000
2.0	lap 14	3:53.118	8.475	+0.000
1.5	int	4:01.561	8.443	+0.000
1.0	lap 15	4:10.034	8.473	+0.000
0.5	int	4:18.445	8.411	+0.000
0.0	FINISH	4:26.924	8.479	+0.000

Fastest 2 riders will race for gold, and 3rd and 4th riders will race for bronze.

NEW WORLD RECORD : METELKA Jozef (SVK) 4:26.924





Men's C4 4km Pursuit Qualification

19.03.2016 - Session 1

WORLD RECORD: 4:30.806 - METELKA J (SVK) - Aguascalientes (MEX) 11.04.2014

Audit Trail for 108 DUENAS GOMEZ, Diego German

Laps To Go	Stage	Time	Section	Diff +/-
15.5	int	14.665	14.665	+1.318
15.0	lap 1	23.627	8.962	+2.229
14.5	int	32.130	8.503	+2.941
14.0	lap 2	40.553	8.423	+3.533
13.5	int	48.949	8.396	+4.048
13.0	lap 3	57.375	8.426	+4.587
12.5	int	1:05.817	8.442	+5.119
12.0	lap 4	1:14.321	8.504	+5.734
11.5	int	1:22.870	8.549	+6.384
11.0	lap 5	1:31.462	8.592	+7.110
10.5	int	1:40.179	8.717	+7.945
10.0	lap 6	1:48.731	8.552	+8.552
9.5	int	1:56.937	8.206	+8.764
9.0	lap 7	2:05.125	8.188	+8.950
8.5	int	2:13.360	8.235	+9.143
8.0	lap 8	2:21.693	8.333	+9.362
7.5	int	2:30.104	8.411	+9.544
7.0	lap 9	2:38.600	8.496	+9.719
6.5	int	2:47.086	8.486	+9.854
6.0	lap 10	2:55.691	8.605	+10.101
5.5	int	3:04.268	8.577	+10.282
5.0	lap 11	3:12.981	8.713	+10.584
4.5	int	3:21.875	8.894	+11.024

Laps To Go	Stage	Time	Section	Diff +/-
4.0	lap 12	3:30.856	8.981	+11.567
3.5	int	3:39.886	9.030	+12.180
3.0	lap 13	3:48.965	9.079	+12.822
2.5	int	3:58.031	9.066	+13.388
2.0	lap 14	4:07.009	8.978	+13.891
1.5	int	4:15.891	8.882	+14.330
1.0	lap 15	4:24.806	8.915	+14.772
0.5	int	4:33.498	8.692	+15.053
0.0	FINISH	4:42.011	8.513	+15.087

Fastest 2 riders will race for gold, and 3rd and 4th riders will race for bronze.

NEW WORLD RECORD : METELKA Jozef (SVK) 4:26.924



Men's C4 4km Pursuit Qualification

19.03.2016 - Session 1

WORLD RECORD: 4:30.806 - METELKA J (SVK) - Aguascalientes (MEX) 11.04.2014

Audit Trail for
108 DUENAS GOMEZ, Diego German

Approved by
the College of Commissaires

Fastest 2 riders will race for gold, and 3rd and 4th riders will race for bronze.
NEW WORLD RECORD : METELKA Jozef (SVK) 4:26.924





Men's C5 4km Pursuit Qualification

19.03.2016 - Session 1

WORLD RECORD: 4:24.057 - GALLAGHER, Michael (AUS) - Aguascalientes 11.04.2014

Audit Trail for 142 ADDESI, Pierpaolo

Laps To Go	Stage	Time	Section	Diff +/-
15.5	int	15.391	15.391	+2.769
15.0	lap 1	25.287	9.896	+4.429
14.5	int	34.689	9.402	+5.720
14.0	lap 2	44.002	9.313	+6.989
13.5	int	53.243	9.241	+8.097
13.0	lap 3	1:02.463	9.220	+9.127
12.5	int	1:11.661	9.198	+10.455
12.0	lap 4	1:20.842	9.181	+11.636
11.5	int	1:30.034	9.192	+12.717
11.0	lap 5	1:39.117	9.083	+13.608
10.5	int	1:47.837	8.720	+14.121
10.0	lap 6	1:56.508	8.671	+14.542
9.5	int	2:05.227	8.719	+15.069
9.0	lap 7	2:13.896	8.669	+15.537
8.5	int	2:22.580	8.684	+16.036
8.0	lap 8	2:31.297	8.717	+16.600
7.5	int	2:40.098	8.801	+17.255
7.0	lap 9	2:48.976	8.878	+18.033
6.5	int	2:57.998	9.022	+18.898
6.0	lap 10	3:07.103	9.105	+19.770
5.5	int	3:16.280	9.177	+20.740
5.0	lap 11	3:25.500	9.220	+21.740
4.5	int	3:34.787	9.287	+22.775

Laps To Go	Stage	Time	Section	Diff +/-
4.0	lap 12	3:44.151	9.364	+23.897
3.5	int	3:53.518	9.367	+24.974
3.0	lap 13	4:02.980	9.462	+26.136
2.5	int	4:12.467	9.487	+27.331
2.0	lap 14	4:22.026	9.559	+28.587
1.5	int	4:31.576	9.550	+29.708
1.0	lap 15	4:41.118	9.542	+30.818
0.5	int	4:50.531	9.413	+31.835
0.0	FINISH	4:59.763	9.232	+32.650

Fastest 2 riders will race for gold, and 3rd and 4th riders will race for bronze.





Men's C5 4km Pursuit Qualification

19.03.2016 - Session 1

WORLD RECORD: 4:24.057 - GALLAGHER, Michael (AUS) - Aguascalientes 11.04.2014

Audit Trail for 141 GILDEA, Jonathan

Laps To Go	Stage	Time	Section	Diff +/-
15.5	int	14.388	14.388	+1.766
15.0	lap 1	23.104	8.716	+2.246
14.5	int	31.414	8.310	+2.445
14.0	lap 2	39.653	8.239	+2.640
13.5	int	47.992	8.339	+2.846
13.0	lap 3	56.386	8.394	+3.050
12.5	int	1:04.818	8.432	+3.612
12.0	lap 4	1:13.270	8.452	+4.064
11.5	int	1:21.745	8.475	+4.428
11.0	lap 5	1:30.034	8.289	+4.525
10.5	int	1:38.732	8.698	+5.016
10.0	lap 6	1:47.250	8.518	+5.284
9.5	int	1:55.852	8.602	+5.694
9.0	lap 7	2:04.444	8.592	+6.085
8.5	int	2:13.026	8.582	+6.482
8.0	lap 8	2:21.573	8.547	+6.876
7.5	int	2:30.069	8.496	+7.226
7.0	lap 9	2:38.562	8.493	+7.619
6.5	int	2:47.113	8.551	+8.013
6.0	lap 10	2:55.687	8.574	+8.354
5.5	int	3:04.270	8.583	+8.730
5.0	lap 11	3:12.878	8.608	+9.118
4.5	int	3:21.571	8.693	+9.559

Laps To Go	Stage	Time	Section	Diff +/-
4.0	lap 12	3:30.295	8.724	+10.041
3.5	int	3:39.030	8.735	+10.486
3.0	lap 13	3:47.792	8.762	+10.948
2.5	int	3:56.576	8.784	+11.440
2.0	lap 14	4:05.391	8.815	+11.952
1.5	int	4:14.205	8.814	+12.337
1.0	lap 15	4:23.060	8.855	+12.760
0.5	int	4:31.929	8.869	+13.233
0.0	FINISH	4:40.819	8.890	+13.706

Fastest 2 riders will race for gold, and 3rd and 4th riders will race for bronze.





Men's C5 4km Pursuit Qualification

19.03.2016 - Session 1

WORLD RECORD: 4:24.057 - GALLAGHER, Michael (AUS) - Aguascalientes 11.04.2014

Audit Trail for 144 WILSON, Dane

Laps To Go	Stage	Time	Section	Diff +/-
15.5	int	13.209	13.209	+0.587
15.0	lap 1	21.676	8.467	+0.818
14.5	int	30.332	8.656	+1.363
14.0	lap 2	39.133	8.801	+2.120
13.5	int	48.107	8.974	+2.961
13.0	lap 3	57.183	9.076	+3.847
12.5	int	1:06.321	9.138	+5.115
12.0	lap 4	1:15.532	9.211	+6.326
11.5	int	1:24.995	9.463	+7.678
11.0	lap 5	1:34.537	9.542	+9.028
10.5	int	1:44.142	9.605	+10.426
10.0	lap 6	1:53.766	9.624	+11.800
9.5	int	2:03.607	9.841	+13.449
9.0	lap 7	2:13.398	9.791	+15.039
8.5	int	2:23.354	9.956	+16.810
8.0	lap 8	2:33.275	9.921	+18.578
7.5	int	2:43.162	9.887	+20.319
7.0	lap 9	2:53.008	9.846	+22.065
6.5	int	3:02.925	9.917	+23.825
6.0	lap 10	3:12.870	9.945	+25.537
5.5	int	3:22.754	9.884	+27.214
5.0	lap 11	3:32.667	9.913	+28.907
4.5	int	3:42.672	10.005	+30.660

Laps To Go	Stage	Time	Section	Diff +/-
4.0	lap 12	3:52.756	10.084	+32.502
3.5	int	4:02.680	9.924	+34.136
3.0	lap 13	4:12.593	9.913	+35.749
2.5	int	4:22.561	9.968	+37.425
2.0	lap 14	4:32.305	9.744	+38.866
1.5	int	4:42.155	9.850	+40.287
1.0	lap 15	4:51.676	9.521	+41.376
0.5	int	5:01.152	9.476	+42.456
0.0	FINISH	5:10.618	9.466	+43.505

Fastest 2 riders will race for gold, and 3rd and 4th riders will race for bronze.





Men's C5 4km Pursuit Qualification

19.03.2016 - Session 1

WORLD RECORD: 4:24.057 - GALLAGHER, Michael (AUS) - Aguascalientes 11.04.2014

Audit Trail for

136 ROBINSON JARAMILLO, Joseph

Laps To Go	Stage	Time	Section	Diff +/-
15.5	int	14.849	14.849	+2.227
15.0	lap 1	23.678	8.829	+2.820
14.5	int	32.153	8.475	+3.184
14.0	lap 2	40.618	8.465	+3.605
13.5	int	49.234	8.616	+4.088
13.0	lap 3	58.012	8.778	+4.676
12.5	int	1:06.972	8.960	+5.766
12.0	lap 4	1:16.070	9.098	+6.864
11.5	int	1:25.320	9.250	+8.003
11.0	lap 5	1:34.680	9.360	+9.171
10.5	int	1:44.131	9.451	+10.415
10.0	lap 6	1:53.581	9.450	+11.615
9.5	int	2:02.993	9.412	+12.835
9.0	lap 7	2:12.363	9.370	+14.004
8.5	int	2:21.775	9.412	+15.231
8.0	lap 8	2:31.174	9.399	+16.477
7.5	int	2:40.608	9.434	+17.765
7.0	lap 9	2:50.066	9.458	+19.123
6.5	int	2:59.574	9.508	+20.474
6.0	lap 10	3:09.082	9.508	+21.749
5.5	int	3:18.471	9.389	+22.931
5.0	lap 11	3:27.733	9.262	+23.973
4.5	int	3:37.072	9.339	+25.060

Laps To Go	Stage	Time	Section	Diff +/-
4.0	lap 12	3:46.330	9.258	+26.076
3.5	int	3:55.472	9.142	+26.928
3.0	lap 13	4:04.630	9.158	+27.786
2.5	int	4:13.813	9.183	+28.677
2.0	lap 14	4:23.035	9.222	+29.596
1.5	int	4:32.305	9.270	+30.437
1.0	lap 15	4:41.422	9.117	+31.122
0.5	int	4:50.523	9.101	+31.827
0.0	FINISH	4:59.550	9.027	+32.437

Fastest 2 riders will race for gold, and 3rd and 4th riders will race for bronze.





Men's C5 4km Pursuit Qualification

19.03.2016 - Session 1

WORLD RECORD: 4:24.057 - GALLAGHER, Michael (AUS) - Aguascalientes 11.04.2014

Audit Trail for 146 MURPHY, Christopher

Laps To Go	Stage	Time	Section	Diff +/-
15.5	int	14.269	14.269	+1.647
15.0	lap 1	23.096	8.827	+2.238
14.5	int	31.462	8.366	+2.493
14.0	lap 2	39.799	8.337	+2.786
13.5	int	48.175	8.376	+3.029
13.0	lap 3	56.704	8.529	+3.368
12.5	int	1:05.285	8.581	+4.079
12.0	lap 4	1:13.920	8.635	+4.714
11.5	int	1:22.647	8.727	+5.330
11.0	lap 5	1:31.348	8.701	+5.839
10.5	int	1:40.020	8.672	+6.304
10.0	lap 6	1:48.744	8.724	+6.778
9.5	int	1:57.491	8.747	+7.333
9.0	lap 7	2:06.289	8.798	+7.930
8.5	int	2:15.109	8.820	+8.565
8.0	lap 8	2:23.909	8.800	+9.212
7.5	int	2:32.681	8.772	+9.838
7.0	lap 9	2:41.487	8.806	+10.544
6.5	int	2:50.316	8.829	+11.216
6.0	lap 10	2:59.179	8.863	+11.846
5.5	int	3:08.107	8.928	+12.567
5.0	lap 11	3:17.094	8.987	+13.334
4.5	int	3:26.182	9.088	+14.170

Laps To Go	Stage	Time	Section	Diff +/-
4.0	lap 12	3:35.358	9.176	+15.104
3.5	int	3:44.631	9.273	+16.087
3.0	lap 13	3:53.974	9.343	+17.130
2.5	int	4:03.339	9.365	+18.203
2.0	lap 14	4:12.753	9.414	+19.314
1.5	int	4:22.191	9.438	+20.323
1.0	lap 15	4:31.692	9.501	+21.392
0.5	int	4:41.225	9.533	+22.529
0.0	FINISH	4:50.726	9.501	+23.613

Fastest 2 riders will race for gold, and 3rd and 4th riders will race for bronze.





Men's C5 4km Pursuit Qualification

19.03.2016 - Session 1

WORLD RECORD: 4:24.057 - GALLAGHER, Michael (AUS) - Aguascalientes 11.04.2014

Audit Trail for 137 KAJNAR, Tomas

Laps To Go	Stage	Time	Section	Diff +/-
15.5	int	14.544	14.544	+1.922
15.0	lap 1	23.168	8.624	+2.310
14.5	int	31.240	8.072	+2.271
14.0	lap 2	39.151	7.911	+2.138
13.5	int	47.067	7.916	+1.921
13.0	lap 3	55.124	8.057	+1.788
12.5	int	1:03.262	8.138	+2.056
12.0	lap 4	1:11.512	8.250	+2.306
11.5	int	1:19.910	8.398	+2.593
11.0	lap 5	1:28.436	8.526	+2.927
10.5	int	1:37.050	8.614	+3.334
10.0	lap 6	1:45.702	8.652	+3.736
9.5	int	1:54.387	8.685	+4.229
9.0	lap 7	2:03.103	8.716	+4.744
8.5	int	2:11.833	8.730	+5.289
8.0	lap 8	2:20.561	8.728	+5.864
7.5	int	2:29.336	8.775	+6.493
7.0	lap 9	2:38.150	8.814	+7.207
6.5	int	2:46.997	8.847	+7.897
6.0	lap 10	2:55.908	8.911	+8.575
5.5	int	3:04.838	8.930	+9.298
5.0	lap 11	3:13.697	8.859	+9.937
4.5	int	3:22.626	8.929	+10.614

Laps To Go	Stage	Time	Section	Diff +/-
4.0	lap 12	3:31.558	8.932	+11.304
3.5	int	3:40.258	8.700	+11.714
3.0	lap 13	3:48.894	8.636	+12.050
2.5	int	3:57.594	8.700	+12.458
2.0	lap 14	4:06.335	8.741	+12.896
1.5	int	4:14.957	8.622	+13.089
1.0	lap 15	4:23.534	8.577	+13.234
0.5	int	4:31.692	8.158	+12.996
0.0	FINISH	4:40.409	8.717	+13.296

Fastest 2 riders will race for gold, and 3rd and 4th riders will race for bronze.





Men's C5 4km Pursuit Qualification

19.03.2016 - Session 1

WORLD RECORD: 4:24.057 - GALLAGHER, Michael (AUS) - Aguascalientes 11.04.2014

Audit Trail for 133 GOHR, Soelito

Laps To Go	Stage	Time	Section	Diff +/-
15.5	int	14.428	14.428	+1.806
15.0	lap 1	23.378	8.950	+2.520
14.5	int	31.913	8.535	+2.944
14.0	lap 2	40.408	8.495	+3.395
13.5	int	48.966	8.558	+3.820
13.0	lap 3	57.642	8.676	+4.306
12.5	int	1:06.468	8.826	+5.262
12.0	lap 4	1:15.375	8.907	+6.169
11.5	int	1:24.339	8.964	+7.022
11.0	lap 5	1:33.383	9.044	+7.874
10.5	int	1:42.507	9.124	+8.791
10.0	lap 6	1:51.712	9.205	+9.746
9.5	int	2:00.926	9.214	+10.768
9.0	lap 7	2:10.193	9.267	+11.834
8.5	int	2:19.487	9.294	+12.943
8.0	lap 8	2:28.839	9.352	+14.142
7.5	int	2:38.232	9.393	+15.389
7.0	lap 9	2:47.688	9.456	+16.745
6.5	int	2:57.066	9.378	+17.966
6.0	lap 10	3:06.143	9.077	+18.810
5.5	int	3:15.270	9.127	+19.730
5.0	lap 11	3:24.540	9.270	+20.780
4.5	int	3:33.873	9.333	+21.861

Laps To Go	Stage	Time	Section	Diff +/-
4.0	lap 12	3:43.298	9.425	+23.044
3.5	int	3:52.673	9.375	+24.129
3.0	lap 13	4:02.115	9.442	+25.271
2.5	int	4:11.610	9.495	+26.474
2.0	lap 14	4:21.127	9.517	+27.688
1.5	int	4:30.674	9.547	+28.806
1.0	lap 15	4:40.264	9.590	+29.964
0.5	int	4:49.814	9.550	+31.118
0.0	FINISH	4:59.290	9.476	+32.177

Fastest 2 riders will race for gold, and 3rd and 4th riders will race for bronze.





Men's C5 4km Pursuit Qualification

19.03.2016 - Session 1

WORLD RECORD: 4:24.057 - GALLAGHER, Michael (AUS) - Aguascalientes 11.04.2014

Audit Trail for 135 MATIZ RUIZ, Edwin Fabian

Laps To Go	Stage	Time	Section	Diff +/-
15.5	int	14.077	14.077	+1.455
15.0	lap 1	22.925	8.848	+2.067
14.5	int	31.523	8.598	+2.554
14.0	lap 2	40.074	8.551	+3.061
13.5	int	48.628	8.554	+3.482
13.0	lap 3	57.217	8.589	+3.881
12.5	int	1:05.673	8.456	+4.467
12.0	lap 4	1:14.052	8.379	+4.846
11.5	int	1:22.532	8.480	+5.215
11.0	lap 5	1:31.057	8.525	+5.548
10.5	int	1:39.595	8.538	+5.879
10.0	lap 6	1:48.157	8.562	+6.191
9.5	int	1:56.666	8.509	+6.508
9.0	lap 7	2:05.204	8.538	+6.845
8.5	int	2:13.744	8.540	+7.200
8.0	lap 8	2:22.285	8.541	+7.588
7.5	int	2:30.798	8.513	+7.955
7.0	lap 9	2:39.328	8.530	+8.385
6.5	int	2:47.688	8.360	+8.588
6.0	lap 10	2:56.286	8.598	+8.953
5.5	int	3:04.878	8.592	+9.338
5.0	lap 11	3:13.480	8.602	+9.720
4.5	int	3:22.115	8.635	+10.103

Laps To Go	Stage	Time	Section	Diff +/-
4.0	lap 12	3:30.750	8.635	+10.496
3.5	int	3:39.426	8.676	+10.882
3.0	lap 13	3:48.107	8.681	+11.263
2.5	int	3:56.759	8.652	+11.623
2.0	lap 14	4:05.424	8.665	+11.985
1.5	int	4:14.075	8.651	+12.207
1.0	lap 15	4:22.767	8.692	+12.467
0.5	int	4:31.332	8.565	+12.636
0.0	FINISH	4:40.023	8.691	+12.910

Fastest 2 riders will race for gold, and 3rd and 4th riders will race for bronze.





Men's C5 4km Pursuit Qualification

19.03.2016 - Session 1

WORLD RECORD: 4:24.057 - GALLAGHER, Michael (AUS) - Aguascalientes 11.04.2014

Audit Trail for 145 DEMENTYEV, Yehor

Laps To Go	Stage	Time	Section	Diff +/-
15.5	int	12.622	12.622	+0.000
15.0	lap 1	20.858	8.236	+0.000
14.5	int	28.969	8.111	+0.000
14.0	lap 2	37.013	8.044	+0.000
13.5	int	45.146	8.133	+0.000
13.0	lap 3	53.370	8.224	+0.034
12.5	int	1:01.697	8.327	+0.491
12.0	lap 4	1:10.002	8.305	+0.796
11.5	int	1:18.347	8.345	+1.030
11.0	lap 5	1:26.686	8.339	+1.177
10.5	int	1:35.067	8.381	+1.351
10.0	lap 6	1:43.463	8.396	+1.497
9.5	int	1:51.877	8.414	+1.719
9.0	lap 7	2:00.296	8.419	+1.937
8.5	int	2:08.685	8.389	+2.141
8.0	lap 8	2:17.095	8.410	+2.398
7.5	int	2:25.477	8.382	+2.634
7.0	lap 9	2:33.874	8.397	+2.931
6.5	int	2:42.274	8.400	+3.174
6.0	lap 10	2:50.712	8.438	+3.379
5.5	int	2:59.192	8.480	+3.652
5.0	lap 11	3:07.642	8.450	+3.882
4.5	int	3:16.179	8.537	+4.167

Laps To Go	Stage	Time	Section	Diff +/-
4.0	lap 12	3:24.675	8.496	+4.421
3.5	int	3:33.142	8.467	+4.598
3.0	lap 13	3:41.607	8.465	+4.763
2.5	int	3:50.088	8.481	+4.952
2.0	lap 14	3:58.566	8.478	+5.127
1.5	int	4:07.004	8.438	+5.136
1.0	lap 15	4:15.454	8.450	+5.154
0.5	int	4:23.934	8.480	+5.238
0.0	FINISH	4:32.459	8.525	+5.346

Fastest 2 riders will race for gold, and 3rd and 4th riders will race for bronze.





Men's C5 4km Pursuit Qualification

19.03.2016 - Session 1

WORLD RECORD: 4:24.057 - GALLAGHER, Michael (AUS) - Aguilascalientes 11.04.2014

Audit Trail for 134 LIU, Xinyang

Laps To Go	Stage	Time	Section	Diff +/-
15.5	int	13.929	13.929	+1.307
15.0	lap 1	22.442	8.513	+1.584
14.5	int	30.566	8.124	+1.597
14.0	lap 2	38.615	8.049	+1.602
13.5	int	46.639	8.024	+1.493
13.0	lap 3	54.673	8.034	+1.337
12.5	int	1:02.778	8.105	+1.572
12.0	lap 4	1:10.930	8.152	+1.724
11.5	int	1:19.114	8.184	+1.797
11.0	lap 5	1:27.303	8.189	+1.794
10.5	int	1:35.573	8.270	+1.857
10.0	lap 6	1:43.877	8.304	+1.911
9.5	int	1:52.163	8.286	+2.005
9.0	lap 7	2:00.469	8.306	+2.110
8.5	int	2:08.808	8.339	+2.264
8.0	lap 8	2:17.165	8.357	+2.468
7.5	int	2:25.544	8.379	+2.701
7.0	lap 9	2:33.929	8.385	+2.986
6.5	int	2:42.355	8.426	+3.255
6.0	lap 10	2:50.842	8.487	+3.509
5.5	int	2:59.366	8.524	+3.826
5.0	lap 11	3:07.943	8.577	+4.183
4.5	int	3:16.527	8.584	+4.515

Laps To Go	Stage	Time	Section	Diff +/-
4.0	lap 12	3:25.143	8.616	+4.889
3.5	int	3:33.828	8.685	+5.284
3.0	lap 13	3:42.524	8.696	+5.680
2.5	int	3:51.295	8.771	+6.159
2.0	lap 14	4:00.144	8.849	+6.705
1.5	int	4:08.937	8.793	+7.069
1.0	lap 15	4:17.754	8.817	+7.454
0.5	int	4:26.466	8.712	+7.770
0.0	FINISH	4:35.182	8.716	+8.069

Fastest 2 riders will race for gold, and 3rd and 4th riders will race for bronze.





Men's C5 4km Pursuit Qualification

19.03.2016 - Session 1

WORLD RECORD: 4:24.057 - GALLAGHER, Michael (AUS) - Aguascalientes 11.04.2014

Audit Trail for 131 GALLAGHER, Michael

Laps To Go	Stage	Time	Section	Diff +/-
15.5	int	13.842	13.842	+1.220
15.0	lap 1	22.289	8.447	+1.431
14.5	int	30.352	8.063	+1.383
14.0	lap 2	38.402	8.050	+1.389
13.5	int	46.517	8.115	+1.371
13.0	lap 3	54.731	8.214	+1.395
12.5	int	1:02.989	8.258	+1.783
12.0	lap 4	1:11.277	8.288	+2.071
11.5	int	1:19.550	8.273	+2.233
11.0	lap 5	1:27.868	8.318	+2.359
10.5	int	1:36.163	8.295	+2.447
10.0	lap 6	1:44.460	8.297	+2.494
9.5	int	1:52.758	8.298	+2.600
9.0	lap 7	2:01.119	8.361	+2.760
8.5	int	2:09.463	8.344	+2.919
8.0	lap 8	2:17.805	8.342	+3.108
7.5	int	2:26.131	8.326	+3.288
7.0	lap 9	2:34.486	8.355	+3.543
6.5	int	2:42.776	8.290	+3.676
6.0	lap 10	2:51.070	8.294	+3.737
5.5	int	2:59.348	8.278	+3.808
5.0	lap 11	3:07.677	8.329	+3.917
4.5	int	3:16.015	8.338	+4.003

Laps To Go	Stage	Time	Section	Diff +/-
4.0	lap 12	3:24.394	8.379	+4.140
3.5	int	3:32.790	8.396	+4.246
3.0	lap 13	3:41.147	8.357	+4.303
2.5	int	3:49.498	8.351	+4.362
2.0	lap 14	3:57.929	8.431	+4.490
1.5	int	4:06.339	8.410	+4.471
1.0	lap 15	4:14.715	8.376	+4.415
0.5	int	4:23.167	8.452	+4.471
0.0	FINISH	4:31.727	8.560	+4.614

Fastest 2 riders will race for gold, and 3rd and 4th riders will race for bronze.





Men's C5 4km Pursuit Qualification

19.03.2016 - Session 1

WORLD RECORD: 4:24.057 - GALLAGHER, Michael (AUS) - Aguascalientes 11.04.2014

Audit Trail for 143 TARLAO, Andrea

Laps To Go	Stage	Time	Section	Diff +/-
15.5	int	13.721	13.721	+1.099
15.0	lap 1	22.340	8.619	+1.482
14.5	int	30.617	8.277	+1.648
14.0	lap 2	38.835	8.218	+1.822
13.5	int	47.024	8.189	+1.878
13.0	lap 3	55.200	8.176	+1.864
12.5	int	1:03.422	8.222	+2.216
12.0	lap 4	1:11.652	8.230	+2.446
11.5	int	1:19.989	8.337	+2.672
11.0	lap 5	1:28.381	8.392	+2.872
10.5	int	1:36.841	8.460	+3.125
10.0	lap 6	1:45.370	8.529	+3.404
9.5	int	1:54.033	8.663	+3.875
9.0	lap 7	2:02.728	8.695	+4.369
8.5	int	2:11.509	8.781	+4.965
8.0	lap 8	2:20.321	8.812	+5.624
7.5	int	2:29.198	8.877	+6.355
7.0	lap 9	2:38.029	8.831	+7.086
6.5	int	2:46.825	8.796	+7.725
6.0	lap 10	2:55.589	8.764	+8.256
5.5	int	3:04.399	8.810	+8.859
5.0	lap 11	3:13.220	8.821	+9.460
4.5	int	3:22.091	8.871	+10.079

Laps To Go	Stage	Time	Section	Diff +/-
4.0	lap 12	3:30.943	8.852	+10.689
3.5	int	3:39.841	8.898	+11.297
3.0	lap 13	3:48.705	8.864	+11.861
2.5	int	3:57.556	8.851	+12.420
2.0	lap 14	4:06.339	8.783	+12.900
1.5	int	4:15.277	8.938	+13.409
1.0	lap 15	4:24.170	8.893	+13.870
0.5	int	4:33.169	8.999	+14.473
0.0	FINISH	4:42.034	8.865	+14.921

Fastest 2 riders will race for gold, and 3rd and 4th riders will race for bronze.





Men's C5 4km Pursuit Qualification

19.03.2016 - Session 1

WORLD RECORD: 4:24.057 - GALLAGHER, Michael (AUS) - Aguascalientes 11.04.2014

Audit Trail for 130 DONOHOE, Alistair

Laps To Go	Stage	Time	Section	Diff +/-
15.5	int	13.979	13.979	+1.357
15.0	lap 1	22.505	8.526	+1.647
14.5	int	30.353	7.848	+1.384
14.0	lap 2	37.963	7.610	+0.950
13.5	int	45.593	7.630	+0.447
13.0	lap 3	53.336	7.743	+0.000
12.5	int	1:01.206	7.870	+0.000
12.0	lap 4	1:09.206	8.000	+0.000
11.5	int	1:17.317	8.111	+0.000
11.0	lap 5	1:25.509	8.192	+0.000
10.5	int	1:33.716	8.207	+0.000
10.0	lap 6	1:41.966	8.250	+0.000
9.5	int	1:50.158	8.192	+0.000
9.0	lap 7	1:58.359	8.201	+0.000
8.5	int	2:06.544	8.185	+0.000
8.0	lap 8	2:14.697	8.153	+0.000
7.5	int	2:22.843	8.146	+0.000
7.0	lap 9	2:30.943	8.100	+0.000
6.5	int	2:39.100	8.157	+0.000
6.0	lap 10	2:47.333	8.233	+0.000
5.5	int	2:55.540	8.207	+0.000
5.0	lap 11	3:03.760	8.220	+0.000
4.5	int	3:12.012	8.252	+0.000

Laps To Go	Stage	Time	Section	Diff +/-
4.0	lap 12	3:20.254	8.242	+0.000
3.5	int	3:28.544	8.290	+0.000
3.0	lap 13	3:36.844	8.300	+0.000
2.5	int	3:45.136	8.292	+0.000
2.0	lap 14	3:53.439	8.303	+0.000
1.5	int	4:01.868	8.429	+0.000
1.0	lap 15	4:10.300	8.432	+0.000
0.5	int	4:18.696	8.396	+0.000
0.0	FINISH	4:27.113	8.417	+0.000

Fastest 2 riders will race for gold, and 3rd and 4th riders will race for bronze.





Men's C5 4km Pursuit Qualification

19.03.2016 - Session 1

WORLD RECORD: 4:24.057 - GALLAGHER, Michael (AUS) - Aguascalientes 11.04.2014

Audit Trail for 132 CHAMAN, Lauro Cesar

Laps To Go	Stage	Time	Section	Diff +/-
15.5	int	13.310	13.310	+0.688
15.0	lap 1	21.489	8.179	+0.631
14.5	int	29.434	7.945	+0.465
14.0	lap 2	37.406	7.972	+0.393
13.5	int	45.463	8.057	+0.317
13.0	lap 3	53.684	8.221	+0.348
12.5	int	1:02.123	8.439	+0.917
12.0	lap 4	1:10.663	8.540	+1.457
11.5	int	1:19.400	8.737	+2.083
11.0	lap 5	1:28.045	8.645	+2.536
10.5	int	1:36.896	8.851	+3.180
10.0	lap 6	1:45.912	9.016	+3.946
9.5	int	1:54.764	8.852	+4.606
9.0	lap 7	2:03.739	8.975	+5.380
8.5	int	2:12.795	9.056	+6.251
8.0	lap 8	2:21.834	9.039	+7.137
7.5	int	2:30.943	9.109	+8.100
7.0	lap 9	2:39.615	8.672	+8.672
6.5	int	2:48.008	8.393	+8.908
6.0	lap 10	2:56.344	8.336	+9.011
5.5	int	3:04.722	8.378	+9.182
5.0	lap 11	3:13.170	8.448	+9.410
4.5	int	3:21.706	8.536	+9.694

Laps To Go	Stage	Time	Section	Diff +/-
4.0	lap 12	3:30.341	8.635	+10.087
3.5	int	3:39.037	8.696	+10.493
3.0	lap 13	3:47.803	8.766	+10.959
2.5	int	3:56.758	8.955	+11.622
2.0	lap 14	4:06.012	9.254	+12.573
1.5	int	4:15.386	9.374	+13.518
1.0	lap 15	4:24.647	9.261	+14.347
0.5	int	4:33.615	8.968	+14.919
0.0	FINISH	4:42.591	8.976	+15.478

Fastest 2 riders will race for gold, and 3rd and 4th riders will race for bronze.



Men's C5 4km Pursuit Qualification

19.03.2016 - Session 1

WORLD RECORD: 4:24.057 - GALLAGHER, Michael (AUS) - Aguascalientes 11.04.2014

*Audit Trail for
132 CHAMAN, Lauro Cesar*

Approved by
the College of Commissaires

Fastest 2 riders will race for gold, and 3rd and 4th riders will race for bronze.





Women's C4 3km Pursuit Finals

19.03.2016 - Session 2

WORLD RECORD: 3:56.135 - POWELL Susan (AUS) - Aguascalientes (MEX) 12.04.2014

Audit Trail for 210 LISNEY, Alexandra 3/4

Laps To Go	Stage	Time	Section	Diff +/-
11.5	int	15.636	15.636	-0.077
11.0	lap 1	25.827	10.191	-0.255
10.5	int	35.684	9.857	-0.335
10.0	lap 2	45.406	9.722	-0.345
9.5	int	55.112	9.706	-0.371
9.0	lap 3	1:04.873	9.761	-0.324
8.5	int	1:14.658	9.785	-0.379
8.0	lap 4	1:24.418	9.760	-0.538
7.5	int	1:34.186	9.768	-0.724
7.0	lap 5	1:43.969	9.783	-0.927
6.5	int	1:53.762	9.793	-1.221
6.0	lap 6	2:03.576	9.814	-1.398
5.5	int	2:13.462	9.886	-1.616
5.0	lap 7	2:23.415	9.953	-1.826
4.5	int	2:33.421	10.006	-2.094
4.0	lap 8	2:43.421	10.000	-2.286
3.5	int	2:53.453	10.032	-2.306
3.0	lap 9	3:03.592	10.139	-2.113
2.5	int	3:13.711	10.119	-1.906
2.0	lap 10	3:23.836	10.125	-1.708
1.5	int	3:34.034	10.198	-1.466
1.0	lap 11	3:44.220	10.186	-1.266
0.5	int	3:54.373	10.153	-1.095

Laps To Go	Stage	Time	Section	Diff +/-
0.0	FINISH	4:04.491	10.118	-0.916

NEW WORLD RECORD: MORELLI Shawn (USA) 3:55.006





Women's C4 3km Pursuit Finals

19.03.2016 - Session 2

WORLD RECORD: 3:56.135 - POWELL Susan (AUS) - Aguascalientes (MEX) 12.04.2014

Audit Trail for **220 FISHER, Megan 3/4**

Laps To Go	Stage	Time	Section	Diff +/-
11.5	int	15.713	15.713	+0.077
11.0	lap 1	26.082	10.369	+0.255
10.5	int	36.019	9.937	+0.335
10.0	lap 2	45.751	9.732	+0.345
9.5	int	55.483	9.732	+0.371
9.0	lap 3	1:05.197	9.714	+0.324
8.5	int	1:15.037	9.840	+0.379
8.0	lap 4	1:24.956	9.919	+0.538
7.5	int	1:34.910	9.954	+0.724
7.0	lap 5	1:44.896	9.986	+0.927
6.5	int	1:54.983	10.087	+1.221
6.0	lap 6	2:04.974	9.991	+1.398
5.5	int	2:15.078	10.104	+1.616
5.0	lap 7	2:25.241	10.163	+1.826
4.5	int	2:35.515	10.274	+2.094
4.0	lap 8	2:45.707	10.192	+2.286
3.5	int	2:55.759	10.052	+2.306
3.0	lap 9	3:05.705	9.946	+2.113
2.5	int	3:15.617	9.912	+1.906
2.0	lap 10	3:25.544	9.927	+1.708
1.5	int	3:35.500	9.956	+1.466
1.0	lap 11	3:45.486	9.986	+1.266
0.5	int	3:55.468	9.982	+1.095

Laps To Go	Stage	Time	Section	Diff +/-
0.0	FINISH	4:05.407	9.939	+0.916

NEW WORLD RECORD: MORELLI Shawn (USA) 3:55.006





Women's C4 3km Pursuit Finals

19.03.2016 - Session 2

WORLD RECORD: 3:56.135 - POWELL Susan (AUS) - Aguascalientes (MEX) 12.04.2014

Audit Trail for **221 MORELLI, Shawn Final**

Laps To Go	Stage	Time	Section	Diff +/-
11.5	int	15.077	15.077	+0.441
11.0	lap 1	24.640	9.563	+0.641
10.5	int	33.797	9.157	+0.623
10.0	lap 2	42.897	9.100	+0.536
9.5	int	52.093	9.196	+0.459
9.0	lap 3	1:01.364	9.271	+0.304
8.5	int	1:10.693	9.329	+0.088
8.0	lap 4	1:20.118	9.425	-0.122
7.5	int	1:29.642	9.524	-0.310
7.0	lap 5	1:39.175	9.533	-0.552
6.5	int	1:48.776	9.601	-0.805
6.0	lap 6	1:58.393	9.617	-1.037
5.5	int	2:08.052	9.659	-1.239
5.0	lap 7	2:17.749	9.697	-1.380
4.5	int	2:27.421	9.672	-1.574
4.0	lap 8	2:37.013	9.592	-1.833
3.5	int	2:46.609	9.596	-2.136
3.0	lap 9	2:56.214	9.605	-2.419
2.5	int	3:05.938	9.724	-2.650
2.0	lap 10	3:15.690	9.752	-2.893
1.5	int	3:25.519	9.829	-3.227
1.0	lap 11	3:35.368	9.849	-3.542
0.5	int	3:45.198	9.830	-3.898

Laps To Go	Stage	Time	Section	Diff +/-
0.0	FINISH	3:55.006	9.808	-4.273

NEW WORLD RECORD: MORELLI Shawn (USA) 3:55.006





Women's C4 3km Pursuit Finals

19.03.2016 - Session 2

WORLD RECORD: 3:56.135 - POWELL Susan (AUS) - Aguascalientes (MEX) 12.04.2014

Audit Trail for 212 POWELL, Susan Final

Laps To Go	Stage	Time	Section	Diff +/-
11.5	int	14.636	14.636	-0.441
11.0	lap 1	23.999	9.363	-0.641
10.5	int	33.174	9.175	-0.623
10.0	lap 2	42.361	9.187	-0.536
9.5	int	51.634	9.273	-0.459
9.0	lap 3	1:01.060	9.426	-0.304
8.5	int	1:10.605	9.545	-0.088
8.0	lap 4	1:20.240	9.635	+0.122
7.5	int	1:29.952	9.712	+0.310
7.0	lap 5	1:39.727	9.775	+0.552
6.5	int	1:49.581	9.854	+0.805
6.0	lap 6	1:59.430	9.849	+1.037
5.5	int	2:09.291	9.861	+1.239
5.0	lap 7	2:19.129	9.838	+1.380
4.5	int	2:28.995	9.866	+1.574
4.0	lap 8	2:38.846	9.851	+1.833
3.5	int	2:48.745	9.899	+2.136
3.0	lap 9	2:58.633	9.888	+2.419
2.5	int	3:08.588	9.955	+2.650
2.0	lap 10	3:18.583	9.995	+2.893
1.5	int	3:28.746	10.163	+3.227
1.0	lap 11	3:38.910	10.164	+3.542
0.5	int	3:49.096	10.186	+3.898

Laps To Go	Stage	Time	Section	Diff +/-
0.0	FINISH	3:59.279	10.183	+4.273

NEW WORLD RECORD: MORELLI Shawn (USA) 3:55.006



Women's C4 3km Pursuit Finals

19.03.2016 - Session 2

WORLD RECORD: 3:56.135 - POWELL Susan (AUS) - Aguascalientes (MEX) 12.04.2014

*Audit Trail for
212 POWELL, Susan Final*

Approved by 
the College of Commissaires

NEW WORLD RECORD: MORELLI Shawn (USA) 3:55.006



Women's C5 3km Pursuit Finals

19.03.2016 - Session 2

WORLD RECORD: 3:32.050 - STOREY, Sarah (GBR) - AGUASCALIENTES (MEX) 12.04.2014

Audit Trail for 231 HARKOWSKA, Anna 3/4

Laps To Go	Stage	Time	Section	Diff +/-
11.5	int	14.755	14.755	-0.451
11.0	lap 1	23.944	9.189	-0.067
10.5	int	32.805	8.861	+0.239
10.0	lap 2	41.751	8.946	+0.530
9.5	int	50.828	9.077	+0.748
9.0	lap 3	1:00.049	9.221	+0.974
8.5	int	1:09.438	9.389	+1.215
8.0	lap 4	1:18.947	9.509	+1.405
7.5	int	1:28.458	9.511	+1.394
7.0	lap 5	1:37.964	9.506	+1.148
6.5	int	1:47.494	9.530	+0.821
6.0	lap 6	1:57.138	9.644	+0.500
5.5	int	2:06.787	9.649	+0.096
5.0	lap 7	2:16.395	9.608	-0.368
4.5	int	2:25.843	9.448	-0.853
4.0	lap 8	2:35.349	9.506	-1.223
3.5	int	2:44.780	9.431	-1.706
3.0	lap 9	2:54.311	9.531	-2.130
2.5	int	3:03.883	9.572	-2.496
2.0	lap 10	3:13.533	9.650	-2.743
1.5	int	3:23.088	9.555	-3.010
1.0	lap 11	3:32.554	9.466	-3.279
0.5	int	3:42.008	9.454	-3.449

Laps To Go	Stage	Time	Section	Diff +/-
0.0	FINISH	3:51.419	9.411	-3.514

Gold medal ride finish time has been taken from Qualification run





Women's C5 3km Pursuit Finals

19.03.2016 - Session 2

WORLD RECORD: 3:32.050 - STOREY, Sarah (GBR) - AGUASCALIENTES (MEX) 12.04.2014

Audit Trail for 227 LANE, Crystal 3/4

Laps To Go	Stage	Time	Section	Diff +/-
11.5	int	15.206	15.206	+0.451
11.0	lap 1	24.011	8.805	+0.067
10.5	int	32.566	8.555	-0.239
10.0	lap 2	41.221	8.655	-0.530
9.5	int	50.080	8.859	-0.748
9.0	lap 3	59.075	8.995	-0.974
8.5	int	1:08.223	9.148	-1.215
8.0	lap 4	1:17.542	9.319	-1.405
7.5	int	1:27.064	9.522	-1.394
7.0	lap 5	1:36.816	9.752	-1.148
6.5	int	1:46.673	9.857	-0.821
6.0	lap 6	1:56.638	9.965	-0.500
5.5	int	2:06.691	10.053	-0.096
5.0	lap 7	2:16.763	10.072	+0.368
4.5	int	2:26.696	9.933	+0.853
4.0	lap 8	2:36.572	9.876	+1.223
3.5	int	2:46.486	9.914	+1.706
3.0	lap 9	2:56.441	9.955	+2.130
2.5	int	3:06.379	9.938	+2.496
2.0	lap 10	3:16.276	9.897	+2.743
1.5	int	3:26.098	9.822	+3.010
1.0	lap 11	3:35.833	9.735	+3.279
0.5	int	3:45.457	9.624	+3.449

Laps To Go	Stage	Time	Section	Diff +/-
0.0	FINISH	3:54.933	9.476	+3.514

Gold medal ride finish time has been taken from Qualification run





Women's C5 3km Pursuit Finals

19.03.2016 - Session 2

WORLD RECORD: 3:32.050 - STOREY, Sarah (GBR) - AGUASCALIENTES (MEX) 12.04.2014

Audit Trail for 228 STOREY, Sarah Final

Laps To Go	Stage	Time	Section	Diff +/-
11.5	int	13.952	13.952	+0.769
11.0	lap 1	22.765	8.813	+1.478
10.5	int	31.236	8.471	+2.036
10.0	lap 2	39.731	8.495	+2.472
9.5	int	48.350	8.619	+2.549
9.0	lap 3	57.070	8.720	+2.169
8.5	int	1:05.962	8.892	+1.380
8.0	lap 4	1:14.923	8.961	+0.195
7.5	int	1:23.889	8.966	-1.393
7.0	lap 5	1:32.863	8.974	-3.220
6.5	int	1:41.799	8.936	-5.133
6.0	lap 6	1:50.598	8.799	-7.260
5.5	int	1:59.351	8.753	-8.938
5.0	lap 7	2:08.759	9.408	
0.0	FINISH	3:38.756		

Gold medal ride finish time has been taken from Qualification run





Women's C5 3km Pursuit Finals

19.03.2016 - Session 2

WORLD RECORD: 3:32.050 - STOREY, Sarah (GBR) - AGUASCALIENTES (MEX) 12.04.2014

Audit Trail for 226 ZHOU, Jufang Final

Laps To Go	Stage	Time	Section	Diff +/-
11.5	int	13.183	13.183	-0.769
11.0	lap 1	21.287	8.104	-1.478
10.5	int	29.200	7.913	-2.036
10.0	lap 2	37.259	8.059	-2.472
9.5	int	45.801	8.542	-2.549
9.0	lap 3	54.901	9.100	-2.169
8.5	int	1:04.582	9.681	-1.380
8.0	lap 4	1:14.728	10.146	-0.195
7.5	int	1:25.282	10.554	+1.393
7.0	lap 5	1:36.083	10.801	+3.220
6.5	int	1:46.932	10.849	+5.133
6.0	lap 6	1:57.858	10.926	+7.260
5.5	int	2:08.289	10.431	+8.938

Approved by
the College of Commissaires

Gold medal ride finish time has been taken from Qualification run





Men's C4 4km Pursuit Finals

19.03.2016 - Session 2

WORLD RECORD: 4:26.924 - METELKA J (SVK) - Montichiari (ITA) 19.03.2016

Audit Trail for 124 PUDOV, Sergey 3/4

Laps To Go	Stage	Time	Section	Diff +/-
15.5	int	13.531	13.531	-0.756
15.0	lap 1	22.051	8.520	-1.018
14.5	int	30.273	8.222	-1.322
14.0	lap 2	38.613	8.340	-1.520
13.5	int	47.016	8.403	-1.647
13.0	lap 3	55.455	8.439	-1.723
12.5	int	1:03.922	8.467	-1.869
12.0	lap 4	1:12.417	8.495	-2.145
11.5	int	1:20.965	8.548	-2.376
11.0	lap 5	1:29.629	8.664	-2.559
10.5	int	1:38.409	8.780	-2.584
10.0	lap 6	1:47.314	8.905	-2.493
9.5	int	1:56.277	8.963	-2.359
9.0	lap 7	2:05.375	9.098	-2.142
8.5	int	2:14.428	9.053	-1.925
8.0	lap 8	2:23.490	9.062	-1.796
7.5	int	2:32.582	9.092	-1.593
7.0	lap 9	2:41.653	9.071	-1.382
6.5	int	2:50.519	8.866	-1.373
6.0	lap 10	2:59.192	8.673	-1.528
5.5	int	3:07.704	8.512	-1.860
5.0	lap 11	3:16.210	8.506	-2.080
4.5	int	3:24.753	8.543	-2.243

Laps To Go	Stage	Time	Section	Diff +/-
4.0	lap 12	3:33.385	8.632	-2.268
3.5	int	3:42.069	8.684	-2.218
3.0	lap 13	3:50.749	8.680	-2.187
2.5	int	3:59.389	8.640	-2.101
2.0	lap 14	4:08.115	8.726	-2.030
1.5	int	4:16.829	8.714	-2.219
1.0	lap 15	4:25.645	8.816	-2.431
0.5	int	4:34.473	8.828	-2.326
0.0	FINISH	4:43.376	8.903	-1.928





Men's C4 4km Pursuit Finals

19.03.2016 - Session 2

WORLD RECORD: 4:26.924 - METELKA J (SVK) - Montichiari (ITA) 19.03.2016

Audit Trail for

108 DUENAS GOMEZ, Diego German 3/4

Laps To Go	Stage	Time	Section	Diff +/-
15.5	int	14.287	14.287	+0.756
15.0	lap 1	23.069	8.782	+1.018
14.5	int	31.595	8.526	+1.322
14.0	lap 2	40.133	8.538	+1.520
13.5	int	48.663	8.530	+1.647
13.0	lap 3	57.178	8.515	+1.723
12.5	int	1:05.791	8.613	+1.869
12.0	lap 4	1:14.562	8.771	+2.145
11.5	int	1:23.341	8.779	+2.376
11.0	lap 5	1:32.188	8.847	+2.559
10.5	int	1:40.993	8.805	+2.584
10.0	lap 6	1:49.807	8.814	+2.493
9.5	int	1:58.636	8.829	+2.359
9.0	lap 7	2:07.517	8.881	+2.142
8.5	int	2:16.353	8.836	+1.925
8.0	lap 8	2:25.286	8.933	+1.796
7.5	int	2:34.175	8.889	+1.593
7.0	lap 9	2:43.035	8.860	+1.382
6.5	int	2:51.892	8.857	+1.373
6.0	lap 10	3:00.720	8.828	+1.528
5.5	int	3:09.564	8.844	+1.860
5.0	lap 11	3:18.290	8.726	+2.080
4.5	int	3:26.996	8.706	+2.243

Laps To Go	Stage	Time	Section	Diff +/-
4.0	lap 12	3:35.653	8.657	+2.268
3.5	int	3:44.287	8.634	+2.218
3.0	lap 13	3:52.936	8.649	+2.187
2.5	int	4:01.490	8.554	+2.101
2.0	lap 14	4:10.145	8.655	+2.030
1.5	int	4:19.048	8.903	+2.219
1.0	lap 15	4:28.076	9.028	+2.431
0.5	int	4:36.799	8.723	+2.326
0.0	FINISH	4:45.304	8.505	+1.928





Men's C4 4km Pursuit Finals

19.03.2016 - Session 2

WORLD RECORD: 4:26.924 - METELKA J (SVK) - Montichiari (ITA) 19.03.2016

Audit Trail for 125 METELKA, Jozef Final

Laps To Go	Stage	Time	Section	Diff +/-
15.5	int	13.263	13.263	-0.542
15.0	lap 1	21.622	8.359	-0.396
14.5	int	29.528	7.906	-0.194
14.0	lap 2	37.296	7.768	-0.108
13.5	int	44.974	7.678	-0.199
13.0	lap 3	52.610	7.636	-0.508
12.5	int	1:00.327	7.717	-0.876
12.0	lap 4	1:08.132	7.805	-1.245
11.5	int	1:16.070	7.938	-1.569
11.0	lap 5	1:24.115	8.045	-1.892
10.5	int	1:32.323	8.208	-2.082
10.0	lap 6	1:40.541	8.218	-2.326
9.5	int	1:48.770	8.229	-2.643
9.0	lap 7	1:57.029	8.259	-3.003
8.5	int	2:05.354	8.325	-3.290
8.0	lap 8	2:13.712	8.358	-3.521
7.5	int	2:22.103	8.391	-3.695
7.0	lap 9	2:30.484	8.381	-3.895
6.5	int	2:38.842	8.358	-4.118
6.0	lap 10	2:47.202	8.360	-4.367
5.5	int	2:55.610	8.408	-4.579
5.0	lap 11	3:04.017	8.407	-4.859
4.5	int	3:12.440	8.423	-5.109

Laps To Go	Stage	Time	Section	Diff +/-
4.0	lap 12	3:20.839	8.399	-5.405
3.5	int	3:29.247	8.408	-5.717
3.0	lap 13	3:37.691	8.444	-6.000
2.5	int	3:46.142	8.451	-6.270
2.0	lap 14	3:54.566	8.424	-6.604
1.5	int	4:03.029	8.463	-6.883
1.0	lap 15	4:11.395	8.366	-7.268
0.5	int	4:19.678	8.283	-7.796
0.0	FINISH	4:28.000	8.322	-8.296





Men's C4 4km Pursuit Finals

19.03.2016 - Session 2

WORLD RECORD: 4:26.924 - METELKA J (SVK) - Montichiari (ITA) 19.03.2016

Audit Trail for 105 BRIDGWOOD, Kyle Final

Laps To Go	Stage	Time	Section	Diff +/-
15.5	int	13.805	13.805	+0.542
15.0	lap 1	22.018	8.213	+0.396
14.5	int	29.722	7.704	+0.194
14.0	lap 2	37.404	7.682	+0.108
13.5	int	45.173	7.769	+0.199
13.0	lap 3	53.118	7.945	+0.508
12.5	int	1:01.203	8.085	+0.876
12.0	lap 4	1:09.377	8.174	+1.245
11.5	int	1:17.639	8.262	+1.569
11.0	lap 5	1:26.007	8.368	+1.892
10.5	int	1:34.405	8.398	+2.082
10.0	lap 6	1:42.867	8.462	+2.326
9.5	int	1:51.413	8.546	+2.643
9.0	lap 7	2:00.032	8.619	+3.003
8.5	int	2:08.644	8.612	+3.290
8.0	lap 8	2:17.233	8.589	+3.521
7.5	int	2:25.798	8.565	+3.695
7.0	lap 9	2:34.379	8.581	+3.895
6.5	int	2:42.960	8.581	+4.118
6.0	lap 10	2:51.569	8.609	+4.367
5.5	int	3:00.189	8.620	+4.579
5.0	lap 11	3:08.876	8.687	+4.859
4.5	int	3:17.549	8.673	+5.109

Laps To Go	Stage	Time	Section	Diff +/-
4.0	lap 12	3:26.244	8.695	+5.405
3.5	int	3:34.964	8.720	+5.717
3.0	lap 13	3:43.691	8.727	+6.000
2.5	int	3:52.412	8.721	+6.270
2.0	lap 14	4:01.170	8.758	+6.604
1.5	int	4:09.912	8.742	+6.883
1.0	lap 15	4:18.663	8.751	+7.268
0.5	int	4:27.474	8.811	+7.796
0.0	FINISH	4:36.296	8.822	+8.296



Men's C4 4km Pursuit Finals

19.03.2016 - Session 2

WORLD RECORD: 4:26.924 - METELKA J (SVK) - Montichiari (ITA) 19.03.2016

*Audit Trail for
105 BRIDGWOOD, Kyle Final*

Approved by 
the College of Commissaires

Communique #99

Official Results

Women's B 1km Time Trial Final

19.03.2016 - Session 2

WORLD RECORD: 1:05:912 - THORNHILL Sophie (GBR) - Aguascalientes 11.04.2014

Rang	Dossard	NOM Prenom	Pays	1/4	1/2	3/4	Time	Km/H
RANK	BIB	NAME	NAT	Section Times				
1	164	NETHERLANDS		20.697(2)	35.247(2)	50.109(1)	1:06.095	54.467
				14.550(1)	14.862(1)	15.986(1)		
	164	KLAASSEN Larissa	NED 19940507	WB	NETHERLANDS			
	164	DOLMAN Haliëgh	NED 19950613	PIL	NETHERLANDS			
2	158	GREAT BRITAIN		20.494(1)	35.234(1)	50.672(2)	1:07.483	53.347
				14.740(2)	15.438(3)	16.811(8)		
	158	THORNHILL Sophie	GBR 19960209	WB	GREAT BRITAIN			
	158	SCOTT Helen	GBR 19900725	PIL	GREAT BRITAIN			
3	155	AUSTRALIA		21.001(3)	35.833(3)	51.215(3)	1:07.575	53.274
				14.832(3)	15.382(2)	16.360(3)		
	155	GALLAGHER Jessica	AUS 19860314	WB	AUSTRALIA			
	155	JANSSEN Madison	AUS 19941113	PIL	AUSTRALIA			
4	166	NEW ZEALAND		22.434(6)	37.727(5)	53.272(4)	1:09.612	51.715
				15.293(4)	15.545(4)	16.340(2)		
	166	FOY Emma	NZL 19890406	WB	NEW ZEALAND			
	166	THOMPSON Laura	NZL 19870604	PIL	NEW ZEALAND			
5	159	GREAT BRITAIN		22.406(5)	38.313(6)	54.475(6)	1:11.008	50.699
				15.907(8)	16.162(8)	16.533(5)		
	159	TURNHAM Lora	GBR 19880904	WB	GREAT BRITAIN			
	159	HALL Corrine	GBR 19910220	PIL	GREAT BRITAIN			
6	163	JAPAN		22.935(8)	38.784(7)	54.723(7)	1:11.258	50.521
				15.849(6)	15.939(7)	16.535(6)		
	163	KANUMA Yurie	JPN 19810520	WB	JAPAN			
	163	TANAKA Mai	JPN 19891225	PIL	JAPAN			



Communique #99

Official Results

Women's B 1km Time Trial Final

19.03.2016 - Session 2

WORLD RECORD: 1:05:912 - THORNHILL Sophie (GBR) - Aguascalientes 11.04.2014

Rang	Dossard	NOM	Prenom	Pays	1/4	1/2	3/4	Time	Km/H
RANK	BIB	NAME		NAT	Section Times				
7	157	BELGIUM			23.763(12)	39.383(10)	55.029(8)	1:11.462	50.376
						15.620(5)	15.646(5)	16.433(4)	
	157	HOET Griet		BEL 19780612	WB				
	157	MONSIEUR Anneleen		BEL 19780126	PIL				
					BELGIUM				
					BELGIUM				
8	160	GREECE			21.724(4)	37.660(4)	54.174(5)	1:11.547	50.317
						15.936(9)	16.514(11)	17.373(12)	
	160	CHALKIADAKI Adamantia		GRE 19861001	WB				
	160	MILAKI Argyro		GRE 19920703	PIL				
					GREECE				
					GREECE				
9	165	NEW ZEALAND			23.996(13)	39.851(13)	55.724(10)	1:12.416	49.713
						15.855(7)	15.873(6)	16.692(7)	
	165	CAMERON Amanda		NZL 19880825	WB				
	165	VAN KAMPEN Hannah		NZL 19930508	PIL				
					NEW ZEALAND				
					NEW ZEALAND				
10	162	IRELAND			23.098(9)	39.288(9)	55.682(9)	1:12.778	49.465
						16.190(11)	16.394(9)	17.096(9)	
	162	DUNLEVY Katie-George		IRL 19811126	WB				
	162	MCCRISTAL Eve		IRL 19780728	PIL				
					IRELAND				
					IRELAND				
11	169	USA			23.550(11)	39.780(12)	56.202(12)	1:13.303	49.111
						16.230(12)	16.422(10)	17.101(10)	
	169	CHESHIRE Shawn		USA 19750916	WB				
	169	WOODRING Mackenzie		USA 19790216	PIL				
					USA				
					USA				
12	167	POLAND			23.480(10)	39.555(11)	56.081(11)	1:13.367	49.068
						16.075(10)	16.526(12)	17.286(11)	
	167	DUZIKOWSKA Anna		POL 19930920	WB				
	167	MORYTKO Natalia		POL 19930410	PIL				
					POLAND				
					POLAND				



Communique #99

Official Results

Women's B 1km Time Trial Final

19.03.2016 - Session 2

WORLD RECORD: 1:05:912 - THORNHILL Sophie (GBR) - Aguascalientes 11.04.2014

Rang	Dossard	NOM	Prenom	Pays	1/4	1/2	3/4	Time	Km/H
RANK	BIB	NAME		NAT	<i>Section Times</i>				
13	168	RUSSIAN FEDERATION			22.754(7)	39.216(8)	56.392(13)	1:14.747	48.162
						16.462(13)	17.176(13)	18.355(13)	
	168	SOLOMATINA	Maria	RUS 19930312	WB				
					RUSSIA				
	168	KOSHELEVA	Svetlana	RUS 19820622	PIL				
					RUSSIA				
14	161	GREECE			28.330(14)	46.972(14)	1:05.474(14)	1:24.445	42.631
						18.642(14)	18.502(14)	18.971(14)	
	161	KANTZA	Paraskevi	GRE 19760808	WB				
					GREECE				
	161	VOUTZALI	Vasiliki	GRE 19831008	PIL				
					GREECE				

Approved by
the College of Commissaires





Women's B 1km Time Trial Final

19.03.2016 - Session 2

WORLD RECORD: 1:05:912 - THORNHILL Sophie (GBR) - Aguascalientes 11.04.2014

Audit Trail for 161/GREECE

Laps To Go	Stage	Time	Section	Diff +/-
3.5	int	17.530	17.530	+4.770
3.0	lap 1	28.330	10.800	+7.836
2.5	int	37.788	9.458	+9.952
2.0	lap 2	46.972	9.184	+11.738
1.5	int	56.106	9.134	+13.537
1.0	lap 3	1:05.474	9.368	+15.365
0.5	int	1:14.962	9.488	+17.022
0.0	FINISH	1:24.445	9.483	+18.350




Women's B 1km Time Trial Final

19.03.2016 - Session 2

WORLD RECORD: 1:05:912 - THORNHILL Sophie (GBR) - Aguascalientes 11.04.2014

Audit Trail for **168/RUSSIAN FEDERATION**

Laps To Go	Stage	Time	Section	Diff +/-
3.5	int	14.246	14.246	+1.486
3.0	lap 1	22.754	8.508	+2.260
2.5	int	30.923	8.169	+3.087
2.0	lap 2	39.216	8.293	+3.982
1.5	int	47.625	8.409	+5.056
1.0	lap 3	56.392	8.767	+6.283
0.5	int	1:05.447	9.055	+7.507
0.0	FINISH	1:14.747	9.300	+8.652



Women's B 1km Time Trial Final

19.03.2016 - Session 2

WORLD RECORD: 1:05:912 - THORNHILL Sophie (GBR) - Aguascalientes 11.04.2014

Audit Trail for 169/USA

Laps To Go	Stage	Time	Section	Diff +/-
3.5	int	14.815	14.815	+2.055
3.0	lap 1	23.550	8.735	+3.056
2.5	int	31.690	8.140	+3.854
2.0	lap 2	39.780	8.090	+4.546
1.5	int	47.920	8.140	+5.351
1.0	lap 3	56.202	8.282	+6.093
0.5	int	1:04.617	8.415	+6.677
0.0	FINISH	1:13.303	8.686	+7.208





Women's B 1km Time Trial Final

19.03.2016 - Session 2

WORLD RECORD: 1:05:912 - THORNHILL Sophie (GBR) - Aguascalientes 11.04.2014

Audit Trail for 157/BELGIUM

Laps To Go	Stage	Time	Section	Diff +/-
3.5	int	15.110	15.110	+2.350
3.0	lap 1	23.763	8.653	+3.269
2.5	int	31.661	7.898	+3.825
2.0	lap 2	39.383	7.722	+4.149
1.5	int	47.123	7.740	+4.554
1.0	lap 3	55.029	7.906	+4.920
0.5	int	1:03.106	8.077	+5.166
0.0	FINISH	1:11.462	8.356	+5.367





Women's B 1km Time Trial Final

19.03.2016 - Session 2

WORLD RECORD: 1:05:912 - THORNHILL Sophie (GBR) - Aguascalientes 11.04.2014

Audit Trail for 165/NEW ZEALAND

Laps To Go	Stage	Time	Section	Diff +/-
3.5	int	15.179	15.179	+2.419
3.0	lap 1	23.996	8.817	+3.502
2.5	int	32.014	8.018	+4.178
2.0	lap 2	39.851	7.837	+4.617
1.5	int	47.687	7.836	+5.118
1.0	lap 3	55.724	8.037	+5.615
0.5	int	1:03.944	8.220	+6.004
0.0	FINISH	1:12.416	8.472	+6.321





Women's B 1km Time Trial Final


19.03.2016 - Session 2

WORLD RECORD: 1:05:912 - THORNHILL Sophie (GBR) - Aguascalientes 11.04.2014

Audit Trail for 167/POLAND

Laps To Go	Stage	Time	Section	Diff +/-
3.5	int	14.770	14.770	+2.010
3.0	lap 1	23.480	8.710	+2.986
2.5	int	31.532	8.052	+3.696
2.0	lap 2	39.555	8.023	+4.321
1.5	int	47.724	8.169	+5.155
1.0	lap 3	56.081	8.357	+5.972
0.5	int	1:04.647	8.566	+6.707
0.0	FINISH	1:13.367	8.720	+7.272





Women's B 1km Time Trial Final

19.03.2016 - Session 2

WORLD RECORD: 1:05:912 - THORNHILL Sophie (GBR) - Aguascalientes 11.04.2014

Audit Trail for 155/AUSTRALIA

Laps To Go	Stage	Time	Section	Diff +/-
3.5	int	13.264	13.264	+0.504
3.0	lap 1	21.001	7.737	+0.507
2.5	int	28.397	7.396	+0.561
2.0	lap 2	35.833	7.436	+0.599
1.5	int	43.404	7.571	+0.835
1.0	lap 3	51.215	7.811	+1.106
0.5	int	59.261	8.046	+1.321
0.0	FINISH	1:07.575	8.314	+1.480





Women's B 1km Time Trial Final

19.03.2016 - Session 2

WORLD RECORD: 1:05:912 - THORNHILL Sophie (GBR) - Aguascalientes 11.04.2014

Audit Trail for 159/GREAT BRITAIN

Laps To Go	Stage	Time	Section	Diff +/-
3.5	int	13.989	13.989	+1.229
3.0	lap 1	22.406	8.417	+1.912
2.5	int	30.356	7.950	+2.520
2.0	lap 2	38.313	7.957	+3.079
1.5	int	46.325	8.012	+3.756
1.0	lap 3	54.475	8.150	+4.366
0.5	int	1:02.643	8.168	+4.703
0.0	FINISH	1:11.008	8.365	+4.913





Women's B 1km Time Trial Final

19.03.2016 - Session 2

WORLD RECORD: 1:05:912 - THORNHILL Sophie (GBR) - Aguascalientes 11.04.2014

Audit Trail for 162/IRELAND

Laps To Go	Stage	Time	Section	Diff +/-
3.5	int	14.385	14.385	+1.625
3.0	lap 1	23.098	8.713	+2.604
2.5	int	31.228	8.130	+3.392
2.0	lap 2	39.288	8.060	+4.054
1.5	int	47.393	8.105	+4.824
1.0	lap 3	55.682	8.289	+5.573
0.5	int	1:04.117	8.435	+6.177
0.0	FINISH	1:12.778	8.661	+6.683





Women's B 1km Time Trial Final

19.03.2016 - Session 2

WORLD RECORD: 1:05:912 - THORNHILL Sophie (GBR) - Aguascalientes 11.04.2014

Audit Trail for 160/GREECE

Laps To Go	Stage	Time	Section	Diff +/-
3.5	int	13.410	13.410	+0.650
3.0	lap 1	21.724	8.314	+1.230
2.5	int	29.656	7.932	+1.820
2.0	lap 2	37.660	8.004	+2.426
1.5	int	45.797	8.137	+3.228
1.0	lap 3	54.174	8.377	+4.065
0.5	int	1:02.756	8.582	+4.816
0.0	FINISH	1:11.547	8.791	+5.452





Women's B 1km Time Trial Final

19.03.2016 - Session 2

WORLD RECORD: 1:05:912 - THORNHILL Sophie (GBR) - Aguascalientes 11.04.2014

Audit Trail for **163/JAPAN**

Laps To Go	Stage	Time	Section	Diff +/-
3.5	int	14.426	14.426	+1.666
3.0	lap 1	22.935	8.509	+2.441
2.5	int	30.901	7.966	+3.065
2.0	lap 2	38.784	7.883	+3.550
1.5	int	46.686	7.902	+4.117
1.0	lap 3	54.723	8.037	+4.614
0.5	int	1:02.923	8.200	+4.983
0.0	FINISH	1:11.258	8.335	+5.163





Women's B 1km Time Trial Final

19.03.2016 - Session 2

WORLD RECORD: 1:05:912 - THORNHILL Sophie (GBR) - Aguascalientes 11.04.2014

Audit Trail for **166/NEW ZEALAND**

Laps To Go	Stage	Time	Section	Diff +/-
3.5	int	14.264	14.264	+1.504
3.0	lap 1	22.434	8.170	+1.940
2.5	int	30.110	7.676	+2.274
2.0	lap 2	37.727	7.617	+2.493
1.5	int	45.395	7.668	+2.826
1.0	lap 3	53.272	7.877	+3.163
0.5	int	1:01.334	8.062	+3.394
0.0	FINISH	1:09.612	8.278	+3.517





Women's B 1km Time Trial Final

19.03.2016 - Session 2

WORLD RECORD: 1:05:912 - THORNHILL Sophie (GBR) - Aguascalientes 11.04.2014

Audit Trail for 164/NETHERLANDS

Laps To Go	Stage	Time	Section	Diff +/-
3.5	int	12.912	12.912	+0.152
3.0	lap 1	20.697	7.785	+0.203
2.5	int	28.029	7.332	+0.193
2.0	lap 2	35.247	7.218	+0.013
1.5	int	42.569	7.322	+0.000
1.0	lap 3	50.109	7.540	+0.000
0.5	int	57.940	7.831	+0.000
0.0	FINISH	1:06.095	8.155	+0.000





Women's B 1km Time Trial Final

19.03.2016 - Session 2

WORLD RECORD: 1:05:912 - THORNHILL Sophie (GBR) - Aguascalientes 11.04.2014

Audit Trail for 158/GREAT BRITAIN

Laps To Go	Stage	Time	Section	Diff +/-
3.5	int	12.760	12.760	+0.000
3.0	lap 1	20.494	7.734	+0.000
2.5	int	27.836	7.342	+0.000
2.0	lap 2	35.234	7.398	+0.000
1.5	int	42.801	7.567	+0.232
1.0	lap 3	50.672	7.871	+0.563
0.5	int	58.875	8.203	+0.935
0.0	FINISH	1:07.483	8.608	+1.388

Approved by
the College of Commissaires





Men's B 1km Time Trial Final

19.03.2016 - Session 2

WORLD RECORD: 59.460 - FACHIE, Neil (GBR)/MITCHELL Peter (GBR) - Aguascalientes 11.04.2014

Audit Trail for 5/AUSTRIA

Laps To Go	Stage	Time	Section	Diff +/-
3.5	int	14.654	14.654	+2.956
3.0	lap 1	23.355	8.701	+4.663
2.5	int	31.519	8.164	+6.184
2.0	lap 2	39.551	8.032	+7.540
1.5	int	47.610	8.059	+8.785
1.0	lap 3	55.848	8.238	+10.050
0.5	int	1:04.254	8.406	+11.195
0.0	FINISH	1:12.879	8.625	+12.246



Men's B 1km Time Trial Final

19.03.2016 - Session 2

WORLD RECORD: 59.460 - FACHIE, Neil (GBR)/MITCHELL Peter (GBR) - Aguascalientes 11.04.2014

Audit Trail for 28/USA

Laps To Go	Stage	Time	Section	Diff +/-
3.5	int	13.280	13.280	+1.582
3.0	lap 1	21.174	7.894	+2.482
2.5	int	28.539	7.365	+3.204
2.0	lap 2	35.824	7.285	+3.813
1.5	int	43.180	7.356	+4.355
1.0	lap 3	50.747	7.567	+4.949
0.5	int	58.511	7.764	+5.452
0.0	FINISH	1:06.472	7.961	+5.839



Men's B 1km Time Trial Final


19.03.2016 - Session 2

WORLD RECORD: 59.460 - FACHIE, Neil (GBR)/MITCHELL Peter (GBR) - Aguascalientes 11.04.2014

Audit Trail for 18/ITALY

Laps To Go	Stage	Time	Section	Diff +/-
3.5	int	14.110	14.110	+2.412
3.0	lap 1	22.796	8.686	+4.104
2.5	int	30.770	7.974	+5.435
2.0	lap 2	38.581	7.811	+6.570
1.5	int	46.342	7.761	+7.517
1.0	lap 3	54.220	7.878	+8.422
0.5	int	1:02.216	7.996	+9.157
0.0	FINISH	1:10.342	8.126	+9.709





Men's B 1km Time Trial Final


19.03.2016 - Session 2

WORLD RECORD: 59.460 - FACHIE, Neil (GBR)/MITCHELL Peter (GBR) - Aguascalientes 11.04.2014

Audit Trail for 16/HUNGARY

Laps To Go	Stage	Time	Section	Diff +/-
3.5	int	14.524	14.524	+2.826
3.0	lap 1	22.905	8.381	+4.213
2.5	int	30.663	7.758	+5.328
2.0	lap 2	38.378	7.715	+6.367
1.5	int	46.203	7.825	+7.378
1.0	lap 3	54.282	8.079	+8.484
0.5	int	1:02.573	8.291	+9.514
0.0	FINISH	1:11.204	8.631	+10.571





Men's B 1km Time Trial Final

19.03.2016 - Session 2

WORLD RECORD: 59.460 - FACHIE, Neil (GBR)/MITCHELL Peter (GBR) - Aguascalientes 11.04.2014

Audit Trail for 21/MALAYSIA

Laps To Go	Stage	Time	Section	Diff +/-
3.5	int	13.194	13.194	+1.496
3.0	lap 1	20.956	7.762	+2.264
2.5	int	28.090	7.134	+2.755
2.0	lap 2	35.133	7.043	+3.122
1.5	int	42.382	7.249	+3.557
1.0	lap 3	49.817	7.435	+4.019
0.5	int	57.539	7.722	+4.480
0.0	FINISH	1:05.493	7.954	+4.860



Men's B 1km Time Trial Final

19.03.2016 - Session 2

WORLD RECORD: 59.460 - FACHIE, Neil (GBR)/MITCHELL Peter (GBR) - Aguascalientes 11.04.2014

Audit Trail for 20/KOREA

Laps To Go	Stage	Time	Section	Diff +/-
3.5	int	13.449	13.449	+1.751
3.0	lap 1	21.289	7.840	+2.597
2.5	int	28.691	7.402	+3.356
2.0	lap 2	36.065	7.374	+4.054
1.5	int	43.547	7.482	+4.722
1.0	lap 3	51.245	7.698	+5.447
0.5	int	59.201	7.956	+6.142
0.0	FINISH	1:07.396	8.195	+6.763





Men's B 1km Time Trial Final

19.03.2016 - Session 2

WORLD RECORD: 59.460 - FACHIE, Neil (GBR)/MITCHELL Peter (GBR) - Aguascalientes 11.04.2014

Audit Trail for 19/ITALY

Laps To Go	Stage	Time	Section	Diff +/-
3.5	int	14.367	14.367	+2.669
3.0	lap 1	22.732	8.365	+4.040
2.5	int	30.401	7.669	+5.066
2.0	lap 2	37.809	7.408	+5.798
1.5	int	45.212	7.403	+6.387
1.0	lap 3	52.694	7.482	+6.896
0.5	int	1:00.267	7.573	+7.208
0.0	FINISH	1:07.979	7.712	+7.346





Men's B 1km Time Trial Final

19.03.2016 - Session 2

WORLD RECORD: 59.460 - FACHIE, Neil (GBR)/MITCHELL Peter (GBR) - Aguascalientes 11.04.2014

Audit Trail for **11/GREAT BRITAIN**

Laps To Go	Stage	Time	Section	Diff +/-
3.5	int	12.335	12.335	+0.637
3.0	lap 1	19.519	7.184	+0.827
2.5	int	26.255	6.736	+0.920
2.0	lap 2	33.004	6.749	+0.993
1.5	int	39.954	6.950	+1.129
1.0	lap 3	47.159	7.205	+1.361
0.5	int	54.658	7.499	+1.599
0.0	FINISH	1:02.522	7.864	+1.889





Men's B 1km Time Trial Final

19.03.2016 - Session 2

WORLD RECORD: 59.460 - FACHIE, Neil (GBR)/MITCHELL Peter (GBR) - Aguascalientes 11.04.2014

Audit Trail for **27/RUSSIAN FEDERATION**

Laps To Go	Stage	Time	Section	Diff +/-
3.5	int	13.138	13.138	+1.440
3.0	lap 1	20.531	7.393	+1.839
2.5	int	27.396	6.865	+2.061
2.0	lap 2	34.215	6.819	+2.204
1.5	int	41.211	6.996	+2.386
1.0	lap 3	48.612	7.401	+2.814
0.5	int	56.365	7.753	+3.306
0.0	FINISH	1:04.504	8.139	+3.871



Men's B 1km Time Trial Final

19.03.2016 - Session 2

WORLD RECORD: 59.460 - FACHIE, Neil (GBR)/MITCHELL Peter (GBR) - Aguascalientes 11.04.2014

Audit Trail for 22/MALAYSIA

Laps To Go	Stage	Time	Section	Diff +/-
3.5	int	13.346	13.346	+1.648
3.0	lap 1	20.802	7.456	+2.110
2.5	int	27.790	6.988	+2.455
2.0	lap 2	34.731	6.941	+2.720
1.5	int	41.776	7.045	+2.951
1.0	lap 3	49.060	7.284	+3.262
0.5	int	56.640	7.580	+3.581
0.0	FINISH	1:04.499	7.859	+3.866





Men's B 1km Time Trial Final

19.03.2016 - Session 2

WORLD RECORD: 59.460 - FACHIE, Neil (GBR)/MITCHELL Peter (GBR) - Aguascalientes 11.04.2014

Audit Trail for 6/CANADA

Laps To Go	Stage	Time	Section	Diff +/-
3.5	int	13.296	13.296	+1.598
3.0	lap 1	21.075	7.779	+2.383
2.5	int	28.227	7.152	+2.892
2.0	lap 2	35.262	7.035	+3.251
1.5	int	42.419	7.157	+3.594
1.0	lap 3	49.805	7.386	+4.007
0.5	int	57.385	7.580	+4.326
0.0	FINISH	1:05.172	7.787	+4.539





Men's B 1km Time Trial Final

19.03.2016 - Session 2

WORLD RECORD: 59.460 - FACHIE, Neil (GBR)/MITCHELL Peter (GBR) - Aguascalientes 11.04.2014

Audit Trail for 12/GREAT BRITAIN

Laps To Go	Stage	Time	Section	Diff +/-
3.5	int	13.672	13.672	+1.974
3.0	lap 1	21.602	7.930	+2.910
2.5	int	28.920	7.318	+3.585
2.0	lap 2	36.070	7.150	+4.059
1.5	int	43.194	7.124	+4.369
1.0	lap 3	50.366	7.172	+4.568
0.5	int	57.663	7.297	+4.604
0.0	FINISH	1:05.076	7.413	+4.443





Men's B 1km Time Trial Final

19.03.2016 - Session 2

WORLD RECORD: 59.460 - FACHIE, Neil (GBR)/MITCHELL Peter (GBR) - Aguascalientes 11.04.2014

Audit Trail for **1/ARGENTINA**

Laps To Go	Stage	Time	Section	Diff +/-
3.5	int	13.068	13.068	+1.370
3.0	lap 1	20.904	7.836	+2.212
2.5	int	28.241	7.337	+2.906
2.0	lap 2	35.588	7.347	+3.577
1.5	int	43.080	7.492	+4.255
1.0	lap 3	50.803	7.723	+5.005
0.5	int	58.775	7.972	+5.716
0.0	FINISH	1:07.020	8.245	+6.387





Men's B 1km Time Trial Final


19.03.2016 - Session 2

WORLD RECORD: 59.460 - FACHIE, Neil (GBR)/MITCHELL Peter (GBR) - Aguascalientes 11.04.2014

Audit Trail for 15/GREECE

Laps To Go	Stage	Time	Section	Diff +/-
3.5	int	12.762	12.762	+1.064
3.0	lap 1	20.346	7.584	+1.654
2.5	int	27.620	7.274	+2.285
2.0	lap 2	35.036	7.416	+3.025
1.5	int	42.622	7.586	+3.797
1.0	lap 3	50.520	7.898	+4.722
0.5	int	58.631	8.111	+5.572
0.0	FINISH	1:06.987	8.356	+6.354





Men's B 1km Time Trial Final

19.03.2016 - Session 2

WORLD RECORD: 59.460 - FACHIE, Neil (GBR)/MITCHELL Peter (GBR) - Aguascalientes 11.04.2014

Audit Trail for 17/IRELAND

Laps To Go	Stage	Time	Section	Diff +/-
3.5	int	13.895	13.895	+2.197
3.0	lap 1	21.834	7.939	+3.142
2.5	int	29.149	7.315	+3.814
2.0	lap 2	36.327	7.178	+4.316
1.5	int	43.589	7.262	+4.764
1.0	lap 3	50.999	7.410	+5.201
0.5	int	58.556	7.557	+5.497
0.0	FINISH	1:06.360	7.804	+5.727



Men's B 1km Time Trial Final

19.03.2016 - Session 2

WORLD RECORD: 59.460 - FACHIE, Neil (GBR)/MITCHELL Peter (GBR) - Aguascalientes 11.04.2014

Audit Trail for 7/COLOMBIA

Laps To Go	Stage	Time	Section	Diff +/-
3.5	int	13.183	13.183	+1.485
3.0	lap 1	20.970	7.787	+2.278
2.5	int	28.183	7.213	+2.848
2.0	lap 2	35.260	7.077	+3.249
1.5	int	42.380	7.120	+3.555
1.0	lap 3	49.594	7.214	+3.796
0.5	int	56.966	7.372	+3.907
0.0	FINISH	1:04.515	7.549	+3.882





Men's B 1km Time Trial Final

19.03.2016 - Session 2

WORLD RECORD: 59.460 - FACHIE, Neil (GBR)/MITCHELL Peter (GBR) - Aguascalientes 11.04.2014

Audit Trail for **2/AUSTRALIA**

Laps To Go	Stage	Time	Section	Diff +/-
3.5	int	13.618	13.618	+1.920
3.0	lap 1	21.450	7.832	+2.758
2.5	int	28.586	7.136	+3.251
2.0	lap 2	35.535	6.949	+3.524
1.5	int	42.440	6.905	+3.615
1.0	lap 3	49.435	6.995	+3.637
0.5	int	56.547	7.112	+3.488
0.0	FINISH	1:03.823	7.276	+3.190





Men's B 1km Time Trial Final

19.03.2016 - Session 2

WORLD RECORD: 59.460 - FACHIE, Neil (GBR)/MITCHELL Peter (GBR) - Aguascalientes 11.04.2014

Audit Trail for 26/POLAND

Laps To Go	Stage	Time	Section	Diff +/-
3.5	int	13.521	13.521	+1.823
3.0	lap 1	21.351	7.830	+2.659
2.5	int	28.578	7.227	+3.243
2.0	lap 2	35.621	7.043	+3.610
1.5	int	42.678	7.057	+3.853
1.0	lap 3	49.806	7.128	+4.008
0.5	int	57.110	7.304	+4.051
0.0	FINISH	1:04.556	7.446	+3.923





Men's B 1km Time Trial Final

19.03.2016 - Session 2

WORLD RECORD: 59.460 - FACHIE, Neil (GBR)/MITCHELL Peter (GBR) - Aguascalientes 11.04.2014

Audit Trail for 8/SPAIN

Laps To Go	Stage	Time	Section	Diff +/-
3.5	int	13.645	13.645	+1.947
3.0	lap 1	21.596	7.951	+2.904
2.5	int	28.894	7.298	+3.559
2.0	lap 2	35.926	7.032	+3.915
1.5	int	42.850	6.924	+4.025
1.0	lap 3	49.818	6.968	+4.020
0.5	int	56.855	7.037	+3.796
0.0	FINISH	1:04.006	7.151	+3.373





Men's B 1km Time Trial Final

19.03.2016 - Session 2

WORLD RECORD: 59.460 - FACHIE, Neil (GBR)/MITCHELL Peter (GBR) - Aguascalientes 11.04.2014

Audit Trail for **3/AUSTRALIA**

Laps To Go	Stage	Time	Section	Diff +/-
3.5	int	12.826	12.826	+1.128
3.0	lap 1	20.407	7.581	+1.715
2.5	int	27.399	6.992	+2.064
2.0	lap 2	34.286	6.887	+2.275
1.5	int	41.293	7.007	+2.468
1.0	lap 3	48.483	7.190	+2.685
0.5	int	55.929	7.446	+2.870
0.0	FINISH	1:03.624	7.695	+2.991





Men's B 1km Time Trial Final

19.03.2016 - Session 2

WORLD RECORD: 59.460 - FACHIE, Neil (GBR)/MITCHELL Peter (GBR) - Aguascalientes 11.04.2014

Audit Trail for 10/SPAIN

Laps To Go	Stage	Time	Section	Diff +/-
3.5	int	13.027	13.027	+1.329
3.0	lap 1	20.410	7.383	+1.718
2.5	int	27.268	6.858	+1.933
2.0	lap 2	34.087	6.819	+2.076
1.5	int	41.043	6.956	+2.218
1.0	lap 3	48.224	7.181	+2.426
0.5	int	55.657	7.433	+2.598
0.0	FINISH	1:03.361	7.704	+2.728



Men's B 1km Time Trial Final

19.03.2016 - Session 2

WORLD RECORD: 59.460 - FACHIE, Neil (GBR)/MITCHELL Peter (GBR) - Aguascalientes 11.04.2014

Audit Trail for 24/NETHERLANDS

Laps To Go	Stage	Time	Section	Diff +/-
3.5	int	12.633	12.633	+0.935
3.0	lap 1	20.078	7.445	+1.386
2.5	int	27.063	6.985	+1.728
2.0	lap 2	33.952	6.889	+1.941
1.5	int	40.853	6.901	+2.028
1.0	lap 3	47.857	7.004	+2.059
0.5	int	54.955	7.098	+1.896
0.0	FINISH	1:02.214	7.259	+1.581



Men's B 1km Time Trial Final

19.03.2016 - Session 2

WORLD RECORD: 59.460 - FACHIE, Neil (GBR)/MITCHELL Peter (GBR) - Aguascalientes 11.04.2014

Audit Trail for 14/GERMANY

Laps To Go	Stage	Time	Section	Diff +/-
3.5	int	12.775	12.775	+1.077
3.0	lap 1	20.192	7.417	+1.500
2.5	int	27.080	6.888	+1.745
2.0	lap 2	33.920	6.840	+1.909
1.5	int	40.862	6.942	+2.037
1.0	lap 3	47.946	7.084	+2.148
0.5	int	55.136	7.190	+2.077
0.0	FINISH	1:02.499	7.363	+1.866



Men's B 1km Time Trial Final

19.03.2016 - Session 2

WORLD RECORD: 59.460 - FACHIE, Neil (GBR)/MITCHELL Peter (GBR) - Aguascalientes 11.04.2014

Audit Trail for 23/NETHERLANDS

Laps To Go	Stage	Time	Section	Diff +/-
3.5	int	11.698	11.698	+0.000
3.0	lap 1	18.692	6.994	+0.000
2.5	int	25.335	6.643	+0.000
2.0	lap 2	32.011	6.676	+0.000
1.5	int	38.960	6.949	+0.135
1.0	lap 3	46.197	7.237	+0.399
0.5	int	53.800	7.603	+0.741
0.0	FINISH	1:01.780	7.980	+1.147



Men's B 1km Time Trial Final

19.03.2016 - Session 2

WORLD RECORD: 59.460 - FACHIE, Neil (GBR)/MITCHELL Peter (GBR) - Aguascalientes 11.04.2014

Audit Trail for 13/GREAT BRITAIN

Laps To Go	Stage	Time	Section	Diff +/-
3.5	int	11.886	11.886	+0.188
3.0	lap 1	18.897	7.011	+0.205
2.5	int	25.480	6.583	+0.145
2.0	lap 2	32.083	6.603	+0.072
1.5	int	38.825	6.742	+0.000
1.0	lap 3	45.798	6.973	+0.000
0.5	int	53.059	7.261	+0.000
0.0	FINISH	1:00.633	7.574	+0.000

Approved by
the College of Commissaires





Women's B Sprints Qualification

20.03.2016

WORLD RECORD: 11.112 - O'CONNOR Brandie (AUS)/HARGRAVE Breanna - Aguascalientes (MEX) 13.04.2014

Audit Trail for **168/RUSSIAN FEDERATION**

Laps To Go	Stage	Time	Section	Diff +/-
0.2	100m	6.330	6.330	+0.856
0.0	FINISH	12.752	6.422	+1.707

NEW WORLD RECORD : GALLAGHER/JANSSEN (AUS) 11.045
Top 8 teams qualify for the Quarter-Finals

1 of 1

2016-03-20 09:29:19

Veloresults, by Broder's Skunkware





Women's B Sprints Qualification

20.03.2016

WORLD RECORD: 11.112 - O'CONNOR Brandie (AUS)/HARGRAVE Breanna - Aguascalientes (MEX) 13.04.2014

Audit Trail for 167/POLAND

Laps To Go	Stage	Time	Section	Diff +/-
0.2	100m	6.366	6.366	+0.892
0.0	FINISH	12.841	6.475	+1.796

NEW WORLD RECORD : GALLAGHER/JANSSEN (AUS) 11.045
Top 8 teams qualify for the Quarter-Finals

1 of 1

2016-03-20 09:29:19

Veloreults, by Broder's Skunkware





Women's B Sprints Qualification

20.03.2016

WORLD RECORD: 11.112 - O'CONNOR Brandie (AUS)/HARGRAVE Breanna - Aguascalientes (MEX) 13.04.2014

Audit Trail for 161/GREECE

Laps To Go	Stage	Time	Section	Diff +/-
0.2	100m	6.998	6.998	+1.524
0.0	FINISH	14.008	7.010	+2.963

NEW WORLD RECORD : GALLAGHER/JANSSEN (AUS) 11.045
Top 8 teams qualify for the Quarter-Finals

1 of 1

2016-03-20 09:29:19

Veloresults, by Broder's Skunkware





Women's B Sprints Qualification

20.03.2016

WORLD RECORD: 11.112 - O'CONNOR Brandie (AUS)/HARGRAVE Breanna - Aguascalientes (MEX) 13.04.2014

Audit Trail for 156/BELGIUM

Laps To Go	Stage	Time	Section	Diff +/-
0.2	100m	6.668	6.668	+1.194
0.0	FINISH	13.463	6.795	+2.418

NEW WORLD RECORD : GALLAGHER/JANSSEN (AUS) 11.045
Top 8 teams qualify for the Quarter-Finals

1 of 1

2016-03-20 09:29:19

Veloreults, by Broder's Skunkware



Women's B Sprints Qualification

20.03.2016

WORLD RECORD: 11.112 - O'CONNOR Brandie (AUS)/HARGRAVE Breanna - Aguascalientes (MEX) 13.04.2014

Audit Trail for **155/AUSTRALIA**

Laps To Go	Stage	Time	Section	Diff +/-
0.2	100m	5.474	5.474	+0.000
0.0	FINISH	11.045	5.571	+0.000

NEW WORLD RECORD : GALLAGHER/JANSSEN (AUS) 11.045
Top 8 teams qualify for the Quarter-Finals

1 of 1

2016-03-20 09:29:19

Veloreults, by Broder's Skunkware



Women's B Sprints Qualification

20.03.2016

WORLD RECORD: 11.112 - O'CONNOR Brandie (AUS)/HARGRAVE Breanna - Aguascalientes (MEX) 13.04.2014

Audit Trail for 162/IRELAND

Laps To Go	Stage	Time	Section	Diff +/-
0.2	100m	6.087	6.087	+0.613
0.0	FINISH	12.279	6.192	+1.234

NEW WORLD RECORD : GALLAGHER/JANSSEN (AUS) 11.045
Top 8 teams qualify for the Quarter-Finals

1 of 1

2016-03-20 09:29:19

Veloreults, by Broder's Skunkware





Women's B Sprints Qualification

20.03.2016

WORLD RECORD: 11.112 - O'CONNOR Brandie (AUS)/HARGRAVE Breanna - Aguascalientes (MEX) 13.04.2014

Audit Trail for 160/GREECE

Laps To Go	Stage	Time	Section	Diff +/-
0.2	100m	5.815	5.815	+0.341
0.0	FINISH	11.796	5.981	+0.751

NEW WORLD RECORD : GALLAGHER/JANSSEN (AUS) 11.045
Top 8 teams qualify for the Quarter-Finals

1 of 1

2016-03-20 09:29:19

Veloresults, by Broder's Skunkware



Women's B Sprints Qualification

20.03.2016

WORLD RECORD: 11.112 - O'CONNOR Brandie (AUS)/HARGRAVE Breanna - Aguascalientes (MEX) 13.04.2014

Audit Trail for **163/JAPAN**

Laps To Go	Stage	Time	Section	Diff +/-
0.2	100m	5.788	5.788	+0.314
0.0	FINISH	11.702	5.914	+0.657

NEW WORLD RECORD : GALLAGHER/JANSSEN (AUS) 11.045
Top 8 teams qualify for the Quarter-Finals

1 of 1

2016-03-20 09:29:19

Veloreults, by Broder's Skunkware



Women's B Sprints Qualification

20.03.2016

WORLD RECORD: 11.112 - O'CONNOR Brandie (AUS)/HARGRAVE Breanna - Aguascalientes (MEX) 13.04.2014

Audit Trail for **164/NETHERLANDS**

Laps To Go	Stage	Time	Section	Diff +/-
0.2	100m	5.619	5.619	+0.145
0.0	FINISH	11.364	5.745	+0.319

NEW WORLD RECORD : GALLAGHER/JANSSEN (AUS) 11.045
Top 8 teams qualify for the Quarter-Finals

1 of 1

2016-03-20 09:29:19

Veloreults, by Broder's Skunkware



Women's B Sprints Qualification

20.03.2016

WORLD RECORD: 11.112 - O'CONNOR Brandie (AUS)/HARGRAVE Breanna - Aguascalientes (MEX) 13.04.2014

Audit Trail for **158/GREAT BRITAIN**

Laps To Go	Stage	Time	Section	Diff +/-
0.2	100m	5.521	5.521	+0.047
0.0	FINISH	11.146	5.625	+0.101

Approved by
the College of Commissaires



NEW WORLD RECORD : GALLAGHER/JANSSEN (AUS) 11.045
Top 8 teams qualify for the Quarter-Finals

1 of 1

2016-03-20 09:29:19

Veloreults, by Broder's Skunkware



Men's B Sprints Qualification

20.03.2016

WORLD RECORD: 9.711 - FACHIE Neil/ MITCHELL Peter (GBR)- Aguascalientes (MEX) 13.04.2014

Audit Trail for 26/POLAND

Laps To Go	Stage	Time	Section	Diff +/-
0.2	100m	5.479	5.479	+0.525
0.0	FINISH	10.949	5.470	+0.970

Top 8 teams qualify for the Quarter-Finals

1 of 1

2016-03-20 10:25:11

Veloresults, by Broder's Skunkware





Men's B Sprints Qualification

20.03.2016

WORLD RECORD: 9.711 - FACHIE Neil/ MITCHELL Peter (GBR)- Aguascalientes (MEX) 13.04.2014

Audit Trail for 28/USA

Laps To Go	Stage	Time	Section	Diff +/-
0.2	100m	5.579	5.579	+0.625
0.0	FINISH	11.216	5.637	+1.237

Top 8 teams qualify for the Quarter-Finals



Men's B Sprints Qualification

20.03.2016

WORLD RECORD: 9.711 - FACHIE Neil/ MITCHELL Peter (GBR)- Aguascalientes (MEX) 13.04.2014

Audit Trail for 20/KOREA

Laps To Go	Stage	Time	Section	Diff +/-
0.2	100m	5.669	5.669	+0.715
0.0	FINISH	11.449	5.780	+1.470

Top 8 teams qualify for the Quarter-Finals

1 of 1

2016-03-20 10:25:11

Veloreults, by Broder's Skunkware



Men's B Sprints Qualification

20.03.2016

WORLD RECORD: 9.711 - FACHIE Neil/ MITCHELL Peter (GBR)- Aguascalientes (MEX) 13.04.2014

Audit Trail for 16/HUNGARY

Laps To Go	Stage	Time	Section	Diff +/-
0.2	100m	5.918	5.918	+0.964
0.0	FINISH	11.916	5.998	+1.937

Top 8 teams qualify for the Quarter-Finals

1 of 1

2016-03-20 10:25:11

Veloreults, by Broder's Skunkware





Men's B Sprints Qualification

20.03.2016

WORLD RECORD: 9.711 - FACHIE Neil/ MITCHELL Peter (GBR)- Aguascalientes (MEX) 13.04.2014

Audit Trail for **5/AUSTRIA**

Laps To Go	Stage	Time	Section	Diff +/-
0.2	100m	6.154	6.154	+1.200
0.0	FINISH	12.194	6.040	+2.215

Top 8 teams qualify for the Quarter-Finals



Men's B Sprints Qualification

20.03.2016

WORLD RECORD: 9.711 - FACHIE Neil/ MITCHELL Peter (GBR)- Aguascalientes (MEX) 13.04.2014

Audit Trail for 4/AUSTRALIA

Laps To Go	Stage	Time	Section	Diff +/-
0.2	100m	5.318	5.318	+0.364
0.0	FINISH	10.681	5.363	+0.702

Top 8 teams qualify for the Quarter-Finals

1 of 1

2016-03-20 10:25:11

Veloreults, by Broder's Skunkware



Men's B Sprints Qualification

20.03.2016

WORLD RECORD: 9.711 - FACHIE Neil/ MITCHELL Peter (GBR)- Aguascalientes (MEX) 13.04.2014

Audit Trail for 11/GREAT BRITAIN

Laps To Go	Stage	Time	Section	Diff +/-
0.2	100m	5.105	5.105	+0.151
0.0	FINISH	10.295	5.190	+0.316

Top 8 teams qualify for the Quarter-Finals

1 of 1

2016-03-20 10:25:11

Veloreults, by Broder's Skunkware



Men's B Sprints Qualification

20.03.2016

WORLD RECORD: 9.711 - FACHIE Neil/ MITCHELL Peter (GBR)- Aguascalientes (MEX) 13.04.2014

Audit Trail for 21/MALAYSIA

Laps To Go	Stage	Time	Section	Diff +/-
0.2	100m	5.685	5.685	+0.731
0.0	FINISH	11.503	5.818	+1.524

Top 8 teams qualify for the Quarter-Finals

1 of 1

2016-03-20 10:25:11

Veloreults, by Broder's Skunkware





Men's B Sprints Qualification

20.03.2016

WORLD RECORD: 9.711 - FACHIE Neil/ MITCHELL Peter (GBR)- Aguascalientes (MEX) 13.04.2014

Audit Trail for **1/ARGENTINA**

Laps To Go	Stage	Time	Section	Diff +/-
0.2	100m	5.612	5.612	+0.658
0.0	FINISH	11.309	5.697	+1.330

Top 8 teams qualify for the Quarter-Finals



Men's B Sprints Qualification

20.03.2016

WORLD RECORD: 9.711 - FACHIE Neil/ MITCHELL Peter (GBR)- Aguascalientes (MEX) 13.04.2014

Audit Trail for 22/MALAYSIA

Laps To Go	Stage	Time	Section	Diff +/-
0.2	100m	5.371	5.371	+0.417
0.0	FINISH	10.749	5.378	+0.770

Top 8 teams qualify for the Quarter-Finals

1 of 1

2016-03-20 10:25:11

Veloreults, by Broder's Skunkware



Men's B Sprints Qualification

20.03.2016

WORLD RECORD: 9.711 - FACHIE Neil/ MITCHELL Peter (GBR)- Aguascalientes (MEX) 13.04.2014

Audit Trail for 17/IRELAND

Laps To Go	Stage	Time	Section	Diff +/-
0.2	100m	5.729	5.729	+0.775
0.0	FINISH	11.499	5.770	+1.520

Top 8 teams qualify for the Quarter-Finals

1 of 1

2016-03-20 10:25:11

Veloreults, by Broder's Skunkware



Men's B Sprints Qualification

20.03.2016

WORLD RECORD: 9.711 - FACHIE Neil/ MITCHELL Peter (GBR)- Aguascalientes (MEX) 13.04.2014

Audit Trail for **27/RUSSIAN FEDERATION**

Laps To Go	Stage	Time	Section	Diff +/-
0.2	100m	5.258	5.258	+0.304
0.0	FINISH	10.653	5.395	+0.674

Top 8 teams qualify for the Quarter-Finals

1 of 1

2016-03-20 10:25:11

Veloreults, by Broder's Skunkware



Men's B Sprints Qualification

20.03.2016

WORLD RECORD: 9.711 - FACHIE Neil/ MITCHELL Peter (GBR)- Aguascalientes (MEX) 13.04.2014

Audit Trail for 15/GREECE

Laps To Go	Stage	Time	Section	Diff +/-
0.2	100m	5.475	5.475	+0.521
0.0	FINISH	11.038	5.563	+1.059

Top 8 teams qualify for the Quarter-Finals

1 of 1

2016-03-20 10:25:11

Veloreults, by Broder's Skunkware



Men's B Sprints Qualification

20.03.2016

WORLD RECORD: 9.711 - FACHIE Neil/ MITCHELL Peter (GBR)- Aguascalientes (MEX) 13.04.2014

Audit Trail for 8/SPAIN

Laps To Go	Stage	Time	Section	Diff +/-
0.2	100m	5.321	5.321	+0.367
0.0	FINISH	10.693	5.372	+0.714

Top 8 teams qualify for the Quarter-Finals

1 of 1

2016-03-20 10:25:11

Veloreults, by Broder's Skunkware



Men's B Sprints Qualification

20.03.2016

WORLD RECORD: 9.711 - FACHIE Neil/ MITCHELL Peter (GBR)- Aguascalientes (MEX) 13.04.2014

Audit Trail for 24/NETHERLANDS

Laps To Go	Stage	Time	Section	Diff +/-
0.2	100m	5.156	5.156	+0.202
0.0	FINISH	10.406	5.250	+0.427

Top 8 teams qualify for the Quarter-Finals

1 of 1

2016-03-20 10:25:11

Veloreults, by Broder's Skunkware



Men's B Sprints Qualification

20.03.2016

WORLD RECORD: 9.711 - FACHIE Neil/ MITCHELL Peter (GBR)- Aguascalientes (MEX) 13.04.2014

Audit Trail for **3/AUSTRALIA**

Laps To Go	Stage	Time	Section	Diff +/-
0.2	100m	5.241	5.241	+0.287
0.0	FINISH	10.662	5.421	+0.683

Top 8 teams qualify for the Quarter-Finals

1 of 1

2016-03-20 10:25:11

Veloreults, by Broder's Skunkware



Men's B Sprints Qualification

20.03.2016

WORLD RECORD: 9.711 - FACHIE Neil/ MITCHELL Peter (GBR)- Aguascalientes (MEX) 13.04.2014

Audit Trail for **23/NETHERLANDS**

Laps To Go	Stage	Time	Section	Diff +/-
0.2	100m	5.028	5.028	+0.074
0.0	FINISH	10.179	5.151	+0.200

Top 8 teams qualify for the Quarter-Finals

1 of 1

2016-03-20 10:25:11

Veloreults, by Broder's Skunkware



Men's B Sprints Qualification

20.03.2016

WORLD RECORD: 9.711 - FACHIE Neil/ MITCHELL Peter (GBR)- Aguascalientes (MEX) 13.04.2014

Audit Trail for 10/SPAIN

Laps To Go	Stage	Time	Section	Diff +/-
0.2	100m	5.112	5.112	+0.158
0.0	FINISH	10.253	5.141	+0.274

Top 8 teams qualify for the Quarter-Finals

1 of 1

2016-03-20 10:25:11

Veloreults, by Broder's Skunkware



Men's B Sprints Qualification

20.03.2016

WORLD RECORD: 9.711 - FACHIE Neil/ MITCHELL Peter (GBR)- Aguascalientes (MEX) 13.04.2014

Audit Trail for 13/GREAT BRITAIN

Laps To Go	Stage	Time	Section	Diff +/-
0.2	100m	4.954	4.954	+0.000
0.0	FINISH	9.979	5.025	+0.000

Approved by
the College of Commissaires

Top 8 teams qualify for the Quarter-Finals





Mixed Team Sprint Finals

20.03.2016

WORLD RECORD: 49.268 - SPAIN - AGUASCALIENTES (MEX) 13.04.2014

Audit Trail for 215/SPAIN 3/4

Laps To Go	Stage	Time	Section	Diff +/-
2.5	int	12.995	12.995	-0.534
2.0	lap 1	21.005	8.010	-0.916
1.5	int	28.658	7.653	-0.927
1.0	lap 2	36.225	7.567	-0.808
0.5	int	43.642	7.417	-0.676
0.0	FINISH	50.871	7.229	-0.553





Mixed Team Sprint Finals

20.03.2016

WORLD RECORD: 49.268 - SPAIN - AGUASCALIENTES (MEX) 13.04.2014

Audit Trail for 213/USA 3/4

Laps To Go	Stage	Time	Section	Diff +/-
2.5	int	13.529	13.529	+0.534
2.0	lap 1	21.921	8.392	+0.916
1.5	int	29.585	7.664	+0.927
1.0	lap 2	37.033	7.448	+0.808
0.5	int	44.318	7.285	+0.676
0.0	FINISH	51.424	7.106	+0.553





Mixed Team Sprint Finals

20.03.2016

WORLD RECORD: 49.268 - SPAIN - AGUASCALIENTES (MEX) 13.04.2014

Audit Trail for 212/GREAT BRITAIN Final

Laps To Go	Stage	Time	Section	Diff +/-
2.5	int	13.332	13.332	+1.243
2.0	lap 1	21.917	8.585	+1.948
1.5	int	28.977	7.060	+1.618
1.0	lap 2	35.640	6.663	+0.989
0.5	int	42.356	6.716	+0.273
0.0	FINISH	49.230	6.874	-0.300





Mixed Team Sprint Finals

20.03.2016

WORLD RECORD: 49.268 - SPAIN - AGUASCALIENTES (MEX) 13.04.2014

Audit Trail for 216/CHINA Final

Laps To Go	Stage	Time	Section	Diff +/-
2.5	int	12.089	12.089	-1.243
2.0	lap 1	19.969	7.880	-1.948
1.5	int	27.359	7.390	-1.618
1.0	lap 2	34.651	7.292	-0.989
0.5	int	42.083	7.432	-0.273
0.0	FINISH	49.530	7.447	+0.300

Approved by
the College of Commissaires

